

**125th Street Bid**

Week 7, 2015

02/16/2015 to 02/22/2015



REGION - New York

Monday to Sunday

COUNT TYPE: Footfall Counts

Weekly Pedestrian

	Year to Date % Change		Year on Year % Change		Week On Week % Change	
	2015	2014	2015	2014	2015	2014
125th Street Bid	▼ -7.0 %	▼ -5.4 %	▼ -9.3 %	▼ -0.6 %	▼ -12.8 %	▲ 28.8 %
New York	▲ 0.4 %	▼ -0.7 %	▼ -0.2 %	▲ 1.3 %	▼ -3.3 %	▲ 13.8 %
USA	▲ 0.4 %	▼ -1.8 %	▼ -0.2 %	▲ 1.6 %	▼ -3.6 %	▲ 13.7 %

Headlines

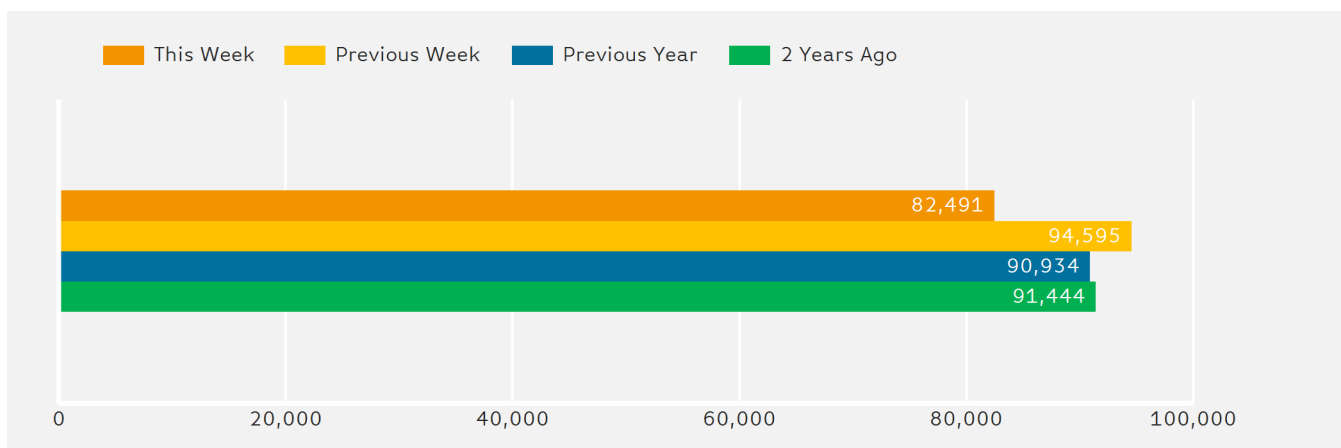
The footfall in 125th Street Bid for the last year was 19.8% up on the previous year.

Footfall for the year to date is 7% down on the previous year.

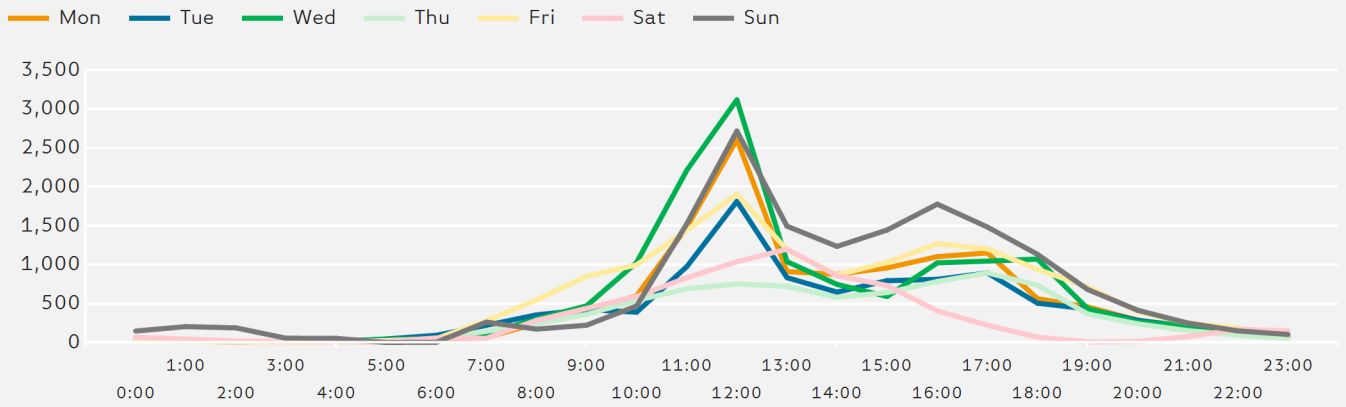
Footfall week commencing 16 February 2015 was 82,491.

The busiest day in week commencing 16 February 2015 was Sunday with 16,201 visitors.






















The peak hour of the week was 12:00 on Wednesday with footfall of 3,118

Pedestrian Totals by Week

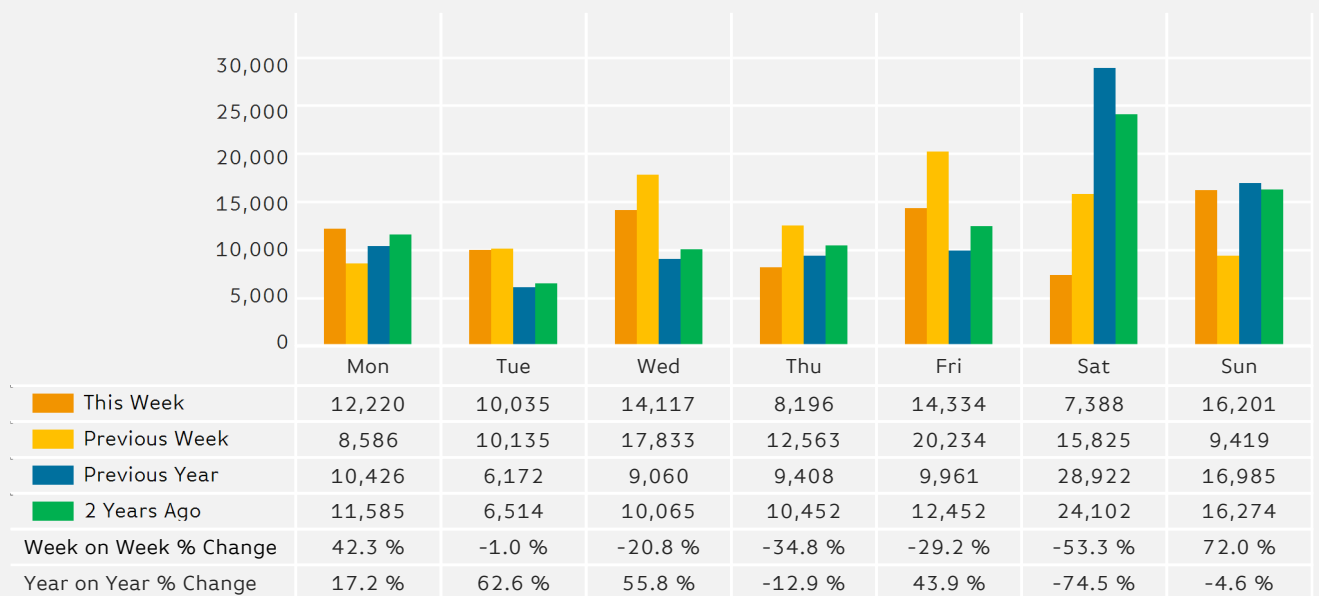
Pedestrian by Hour



Weather

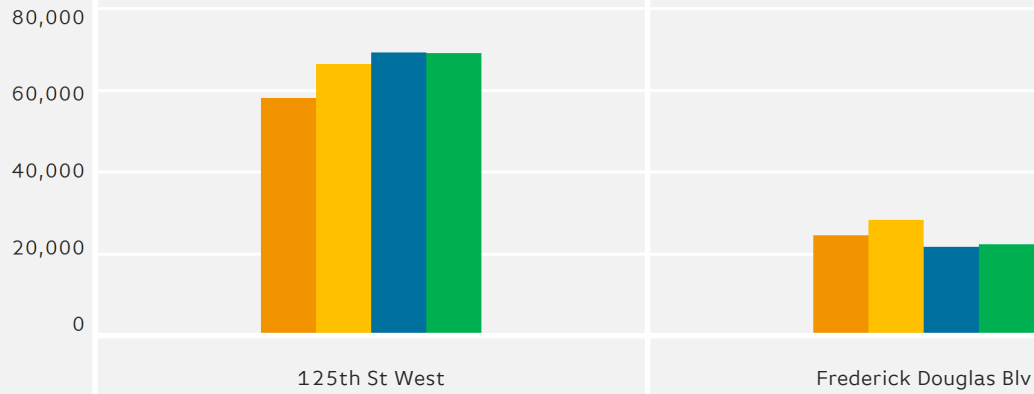
	Mon	Tue	Wed	Thu	Fri	Sat	Sun
This Week	 69	 82	 89	 78	 66	 89	 107
Previous Week	 89	 98	 89	 98	 69	 89	 78
Previous Year	 91	 107	 111	 114	 131	 123	 122

Pedestrian by Day



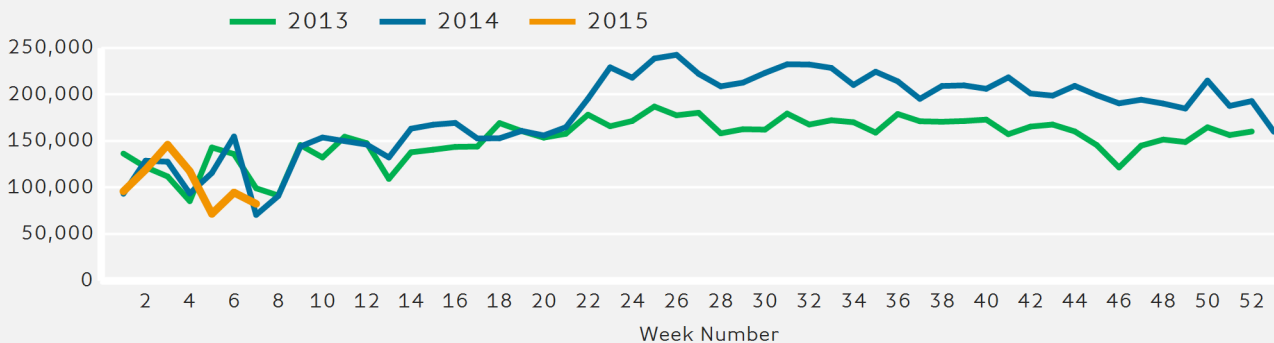
Footfall Totals

■ This Week
 ■ Previous Week
 ■ Previous Year
 ■ 2 Years Ago



This Week	58,034	24,457
Previous Week	66,335	28,260
Previous Year	69,212	21,722
2 Years Ago	69,144	22,300
Week on Week % Change	-12.5 %	-13.5 %
Year on Year % Change	-16.2 %	12.6 %

Footfall by Week



Year to Date % Change is the annual % change in footfall from January of this year compared to the same period last year.
 Year on Year % Change is the % change in footfall for this week compared to the same week in the previous year.
 Week on Week % Change is the % change in footfall for this week from the previous week.