

**125th Street Bid**

Week 4, 2015

01/26/2015 to 02/01/2015



REGION - New York

Monday to Sunday

COUNT TYPE: Footfall Counts

**Weekly Pedestrian**

	Year to Date % Change		Year on Year % Change		Week On Week % Change	
	2015	2014	2015	2014	2015	2014
125th Street Bid	▲ 2.7 %	▼ -6.6 %	▲ 1.6 %	▼ -19.1 %	▼ -19.5 %	▲ 23.5 %
New York	▼ -1.1 %	▲ 1.5 %	▼ -18.2 %	▲ 7.3 %	▼ -21.4 %	▲ 11.4 %
USA	▼ -1.1 %	▲ 0.9 %	▼ -18.2 %	▲ 7.6 %	▼ -21.2 %	▲ 11.9 %

**Headlines**

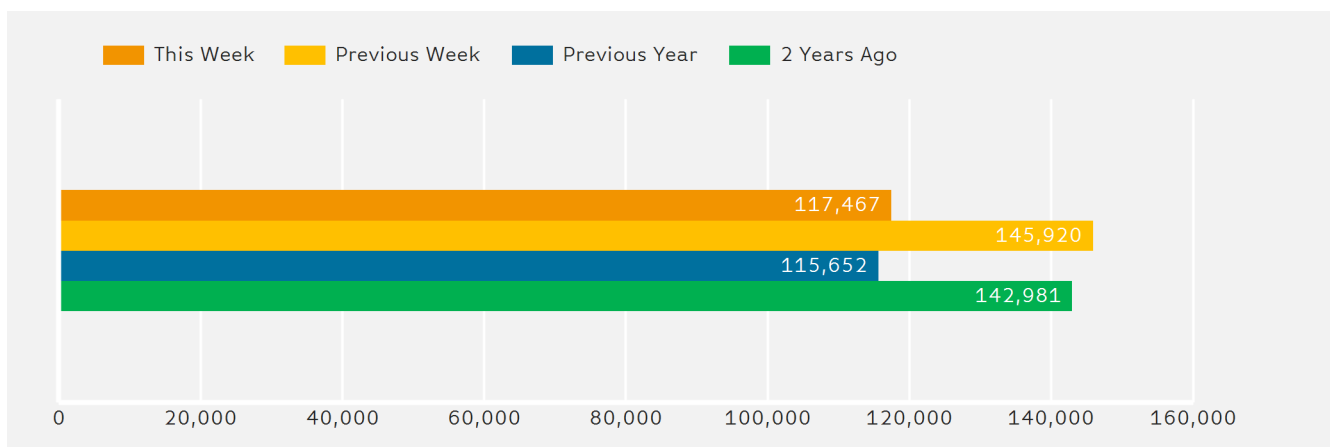
The footfall in 125th Street Bid for the last year was 20.5% up on the previous year.

Footfall for the year to date is 2.7% up on the previous year.

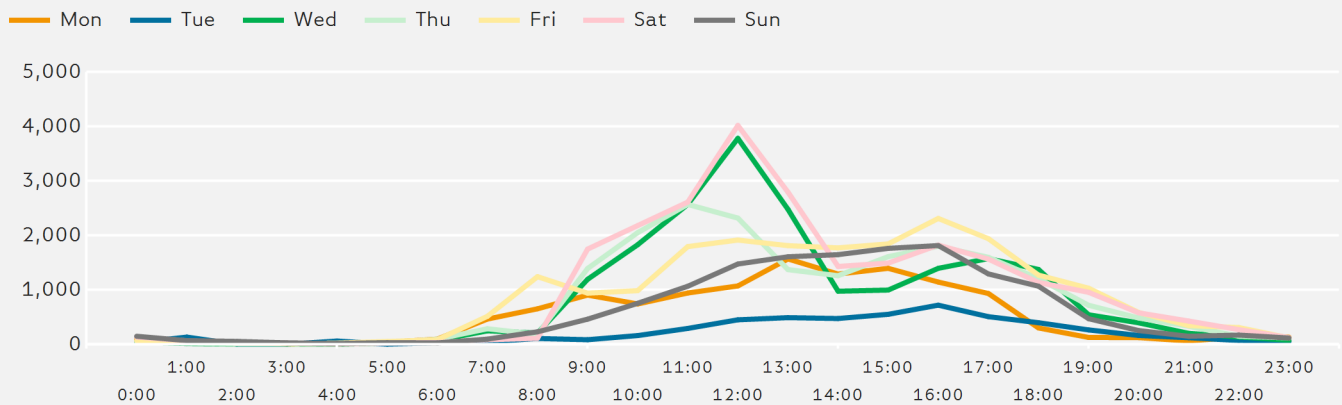
Footfall week commencing 26 January 2015 was 117,467.

The busiest day in week commencing 26 January 2015 was Saturday with 23,747 visitors.






















The peak hour of the week was 12:00 on Saturday with footfall of 4,021

**Pedestrian Totals by Week**

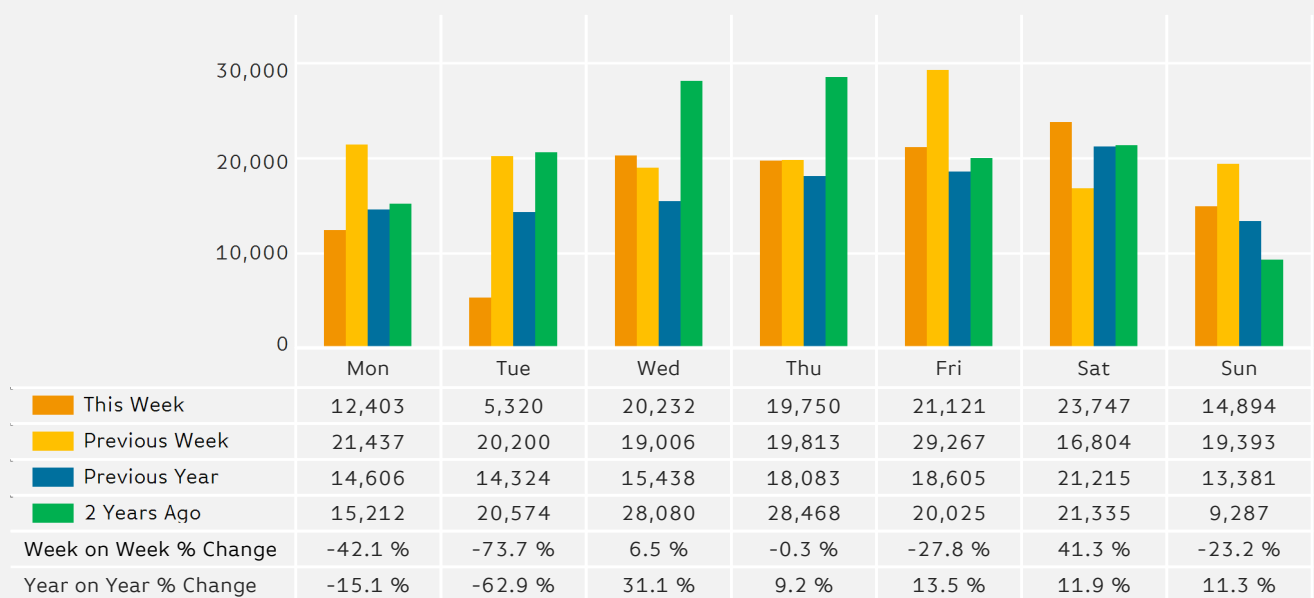
## Pedestrian by Hour



## Weather

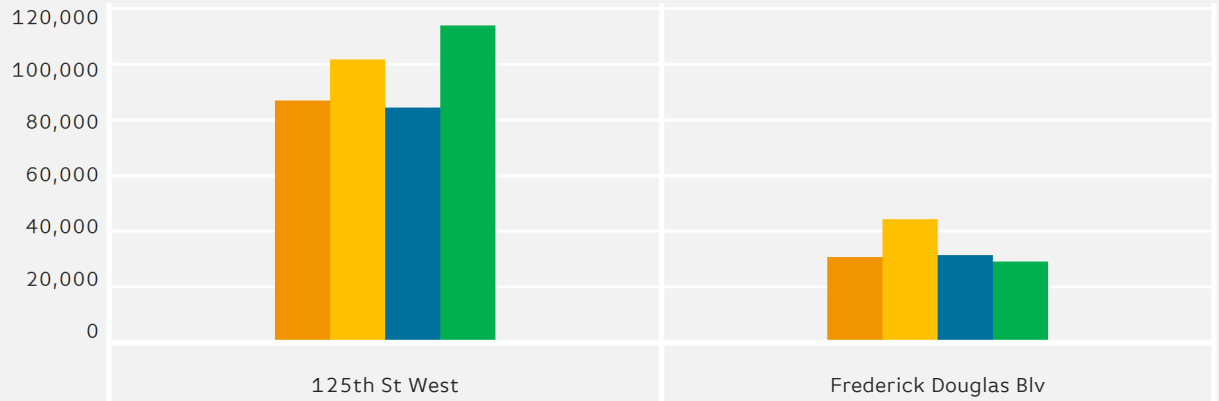
	Mon	Tue	Wed	Thu	Fri	Sat	Sun
This Week	 29	 27	 32	 35	 35	 25	 35
Previous Week	 41	 37	 35	 41	 39	 35	 37
Previous Year	 41	 22	 29	 31	 37	 44	 50

## Pedestrian by Day



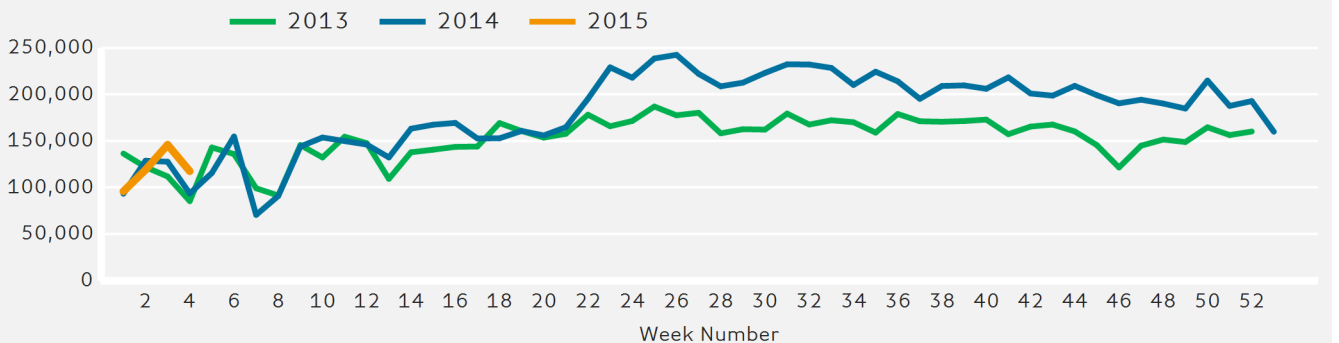
## Footfall Totals

■ This Week
 ■ Previous Week
 ■ Previous Year
 ■ 2 Years Ago



This Week	86,852	30,615
Previous Week	101,626	44,294
Previous Year	84,296	31,356
2 Years Ago	113,875	29,106
Week on Week % Change	-14.5 %	-30.9 %
Year on Year % Change	3.0 %	-2.4 %

## Footfall by Week



Year to Date % Change is the annual % change in footfall from January of this year compared to the same period last year.  
 Year on Year % Change is the % change in footfall for this week compared to the same week in the previous year.  
 Week on Week % Change is the % change in footfall for this week from the previous week.