

## Camp Registration and Information

Weekly Summer Camps:  
June 8th – August 14, 2015

Early Registration Discount\*: \$205

\*Register by April 30th 2015

Regular Registration: \$225 after April 30th

Cost is per week-long, half-day camp and includes tuition, supplies and Addison building fee.

**Camp size is limited, please register promptly.**

Registration may be made in person or via phone, email or mail. A registration form may be obtained from our website. Late registration may not be accepted due to necessary camp preparations.

**Full payment is due upon enrollment.**

Withdrawals must be made 30 days prior to the start of camp. A \$25 processing fee will be charged for withdrawals made within 30 days of camp start date. Payment cannot be pro-rated or refunded for missed days.

**Additional Information.**

Part of the fun of camp is getting messy! Students should wear old clothing and closed-toe shoes.

Each camp will break for 15 minutes daily. Please provide your student with a small snack and drink.

Clay and some glass artwork will be kiln-fired by instructors. The Craft Guild will notify you via email when the fired pieces are ready to pick up.



# Hands On Art

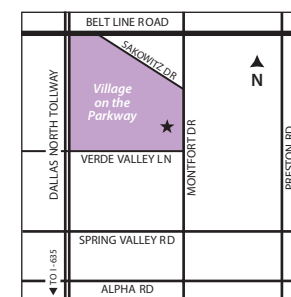
*An Exhibition of Young Artists  
at the Craft Guild*

The Craft Guild is delighted to recognize and celebrate the wonderful artwork created by the participants in the 2015 Summer Camps. Each Young Artist will have one entry selected per camp for this exhibition.

The exhibition and reception for the artists, their families, and friends will take place  
Sunday, September 20th, 2015  
2:30 p.m. – 4:00 p.m.



Photo credits: Jan Dreskin-Haig and Lindsay Wisecup



5100 Belt Line Road  
Suite 400  
Dallas, TX 75254

Main: 972-490-0303  
Fax: 972-490-0304

info@craftguildofdallas.com

### About the Craft Guild of Dallas

The Craft Guild of Dallas is a 501(c)(3) non-profit organization dedicated to providing arts and craft instruction since 1948. We offer year-round classes and workshops for adult students, from the beginner to the advanced, taught in the disciplines of metalsmithing, pottery, glass, bookbinding, painting, drawing, and in other traditional arts. Students of all ages explore and create in our new, professionally-equipped studios.

### Store & Office Hours

Monday - Friday: 10:00 a.m. - 6:00 p.m.

Saturday: 10:00 a.m. - 5:00 p.m.

For more about us, visit:  
[www.craftguildofdallas.com](http://www.craftguildofdallas.com)

# Summer Camps for Young Artists at the Craft Guild of Dallas

Weekly Classes for Ages 5 - 18



June 8 - August 14, 2015



## classes for ages 5-7

### All Clay

Pinch, push, and shape potter's clay into a variety of fun pieces. Projects will range from functional cups and bowls to animals and abstract sculptures. *Class size: 6 students.*

June 15-19 (Week 2) 9:30-12:30  
July 13-17 (Week 6) 9:30-12:30  
August 10-14 (Week 10) 9:30-12:30



### Art Explorer

Explore a variety of fun art forms by sculpting in clay, painting on canvas, and completing projects in textile and paper arts. You will work on a new project each day, so this is a great way to sample a few of our camps. *Class size: 6 students.*

June 22-26 (Week 3) 1:30 - 4:30  
June 29-July 3 (Week 4) 9:30 - 12:30  
July 27-July 31 (Week 8) 9:30 - 12:30



### Kinetic Art

Kinetic art is art in motion. Create colorful masterpieces each day from a variety of different materials. Then, make them spin, rock, and fly. *Class size: 6 students.*

August 3-7 (Week 9) 9:30-12:30

## classes for ages 8-12

### Acrylic Painting

Learn the basics of painting while exploring the medium of acrylic paint. You will learn color theory and the principals of design while painting a variety of subject matter including a self-portrait, still life, landscape and abstract art. *Class size: 8 students.*

June 8-12 (Week 1) 9:30-12:30



### Glass Art, Warm & Cold

Explore glass fusing and mosaic design to make a variety of glass pieces. Use colorful glass shapes to create decorative and functional objects, including window ornaments, a fused glass dish, and wearable jewelry. *Class size: 8 students.*

June 15-19 (Week 2) 1:30- 4:30  
July 13-17 (Week 6) 9:30-12:30  
August 10-14 (Week 10) 9:30-12:30



### Reuse, Repurpose, Recreate

Have fun using objects you can find at home to create whimsical artworks. Projects will range from useful objects like a hanging light fixture made from milk jugs to strictly decorative pieces such as a stained glass window using grocery bags. *Class size: 8 students.*

June 29-July 3 (Week 4) 1:30-4:30

### Printmaking

Explore cool techniques to make images on paper and fabric. Learn the process behind making monoprints, as well as how to make and print with linoleum blocks. And, make a screen printed T-shirt to wear. *Class size: 8 students.*

June 22-26 (Week 3) 9:30-12:30



### Textile Art & Design

Dye it, weave it, felt it: discover techniques that fiber artists and textile designers use to manipulate fibers and fabrics. Make both 2D and 3D pieces. *Class size: 8 students.*

July 6-10 (Week 5) 1:30-4:30



### Drawing

Learn to draw from life. Begin with simple shapes and work up to more complicated subjects in a variety of media like charcoal, pencil, and pastels. *Class size: 8 students.*

July 20-24 (Week 7) 1:30-4:30



### Kinetic Art

Kinetic art is art in motion. Create colorful masterpieces that spin, rock and fly, and study famous artists like Alexander Calder. *Class size: 8 students.*

August 3-7 (Week 9) 1:30-4:30



### Watercolor

Learn basic techniques to working with water color. Paint both abstract and representational artworks. Impress your family and friends with hand-painted cards, as well as larger paintings to hang on the wall. Drawing skills are not required for this class. *Class size: 8 students.*

August 10-14 (Week 10) 1:30-4:30



### Throwing on the Wheel

Using the potter's wheel, learn the technique of shaping clay into decorative and functional pottery. Finish by trimming and painting your thrown pieces. Experienced students are welcome and will continue to improve their skills. *Class size: 10 students.*

June 8-12 (Week 1) 1:30-4:30  
June 15-19 (Week 2) 1:30-4:30  
June 22-26 (Week 3) 1:30-4:30  
June 29-July 3 (Week 4) 1:30-4:30  
July 6-10 (Week 5) 1:30-4:30  
July 13-17 (Week 6) 1:30-4:30  
July 20-24 (Week 7) 1:30-4:30  
July 27-31 (Week 8) 1:30-4:30  
August 3-7 (Week 9) 1:30-4:30  
August 10-14 (Week 10) 1:30-4:30



## classes for ages 13+

### Printmaking


Explore cool techniques to make images on paper and fabric. Learn the process behind making monoprints, as well as how to make and print with linoleum blocks. And, make a screen printed T-shirt to wear. *Class size: 8 students.*

June 22-26 (Week 3) 9:30-12:30

### Bookbinding

Learn the art of making books used for sketching and writing. The complete process of sewing in the pages to making book covers using cloth, marbled paper, leather, and other materials will be explored. *Class size: 8 students.*

June 8-12 (Week 1) 1:30-4:30  
July 6-10 (Week 5) 1:30-4:30



### Jewelry & Metalsmithing

Cut, shape, hammer, texture, solder, and patina metal into wearable jewelry and art. Students repeating this camp will have the opportunity to practice and advance their design skills; advanced projects will vary. *Class size: 5 students.*

June 8-12 (Week 1) 2:00-5:00  
June 22-26 (Week 3) 2:00-5:00  
July 13-17 (Week 6) 2:00-5:00



### Oil Painting


Manipulate colorful oil paints into impressive works on canvas. Learn color mixing, composition, and value to paint both abstract works and realistic subjects. Work on your own level with much individualized attention from the instructor. *Class size: 8 students.*

June 15-19 (Week 2) 1:30-4:30

### Glass Art, Warm & Cold

Explore glass fusing and mosaic design to make a variety of glass pieces. Use colorful glass shapes to create decorative and functional objects, including window ornaments, a fused glass dish, and wearable jewelry. *Class size: 8 students.*

June 22-26 (Week 3) 1:30-4:30  
August 3-7 (Week 9) 9:30-12:30



### Drawing

To draw is to see. Learn to draw objects and human figures from life, while exploring proportion, gesture, shading, composition, and value. Use charcoal, conte sticks, pencil, ink, and water soluble graphite to produce representational and abstract artworks. *Class size: 8 students.*

July 20-24 (Week 7) 9:30-12:30

### Watercolor

Learn basic techniques to working with water color. Paint both abstract and representational artworks. Impress your family and friends with hand-painted cards, as well as larger paintings to hang on the wall. Drawing skills are not required for this class. *Class size: 8 students.*

July 27-31 (Week 8) 1:30-4:30



### Throwing on the Wheel

Using the potter's wheel, learn techniques of shaping clay into decorative and functional pottery. Finish by trimming and painting your thrown pieces. Experienced students are welcome and will continue to improve their skills. *Class size: 10 students.*

June 8-12 (Week 1) 1:30-4:30  
June 15-19 (Week 2) 1:30-4:30  
June 22-26 (Week 3) 1:30-4:30  
June 29-July 3 (Week 4) 1:30-4:30  
July 6-10 (Week 5) 1:30-4:30  
July 13-17 (Week 6) 1:30-4:30  
July 20-24 (Week 7) 1:30-4:30  
July 27-31 (Week 8) 1:30-4:30  
August 3-7 (Week 9) 1:30-4:30  
August 10-14 (Week 10) 1:30-4:30

