



Omega-3 Presentation

January 27, 2014

**Cynthia Matossian, MD, FACS
Matossian Eye Associates**

Disclosures:

- Abbott Medical Optics
- Alcon
- Allergan
- Alphaeon
- Bausch + Lomb
- Checked-Up
- Imprimis Pharmaceuticals
- Lenstec
- Marco
- Ocular Therapeutix, Inc.
- Physician Recommended
Nutriceuticals (PRN) – Shareholder
- Strathspey Crown - Shareholder
- TearLab

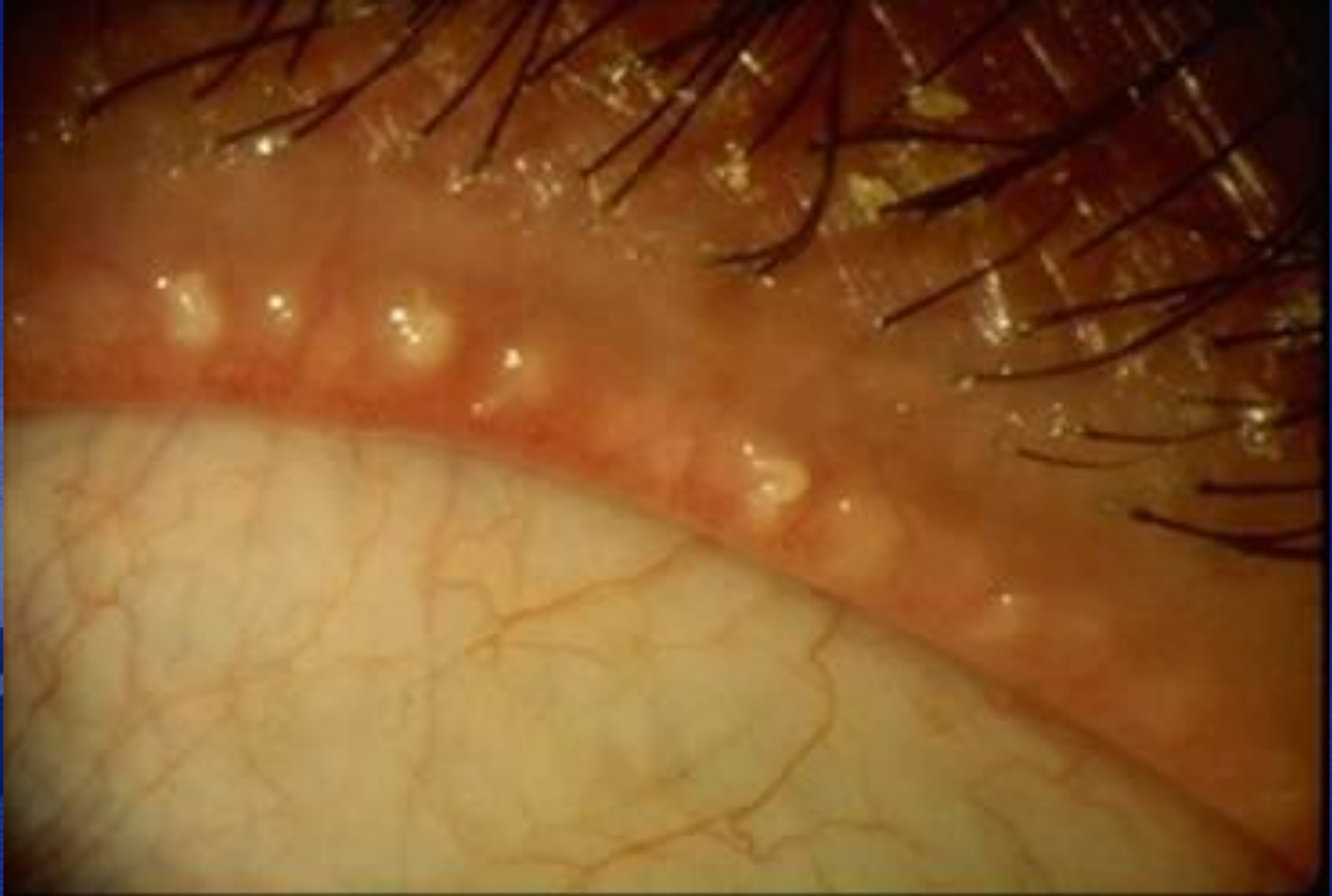


In the US, an estimated 3.2 million women age 50 and over, and 1.68 million men age 50 and over are affected by Dry Eye Disease.



Why Omega-3s?

Omega-3s are essential nutrients which cannot be made or stored in the body and are the major components of meibum.



Why Omega-3s?

Omega-3 essential fatty acids are helpful in systemically reducing the inflammation of the accessory lacrimal glands of the eyes.



Why Omega-3s?

Omega-3 essential fatty acids are beneficial in controlling meibomitis and chronic lid disease.



Which Omega-3s?

Not All
Omega-
3s are
created
Equal

- Effective Omega-3 supplements must contain a high concentration per serving of purified Omega-3 fatty acids in a unique 3:1 formula supported by clinical evidence

1 J. Dyerberg, et al. Bioavailability of marine n-3 acid formulations, Prostaglandins Leukotrienes Essent. Fatty Acids (2010), doi: 10.1016/j.plefa.2010.06.007

2 S. G. Smith, Deposition of Long Chain Omega-3 Fatty Acids in the Meibomian Glands After Oral Administration of Re-Esterified Triglycerides, page 3.

Which Omega-3s?

Targeted Clinical Nutrition

- Effective Omega-3 supplements are in a re-esterified triglyceride form, which has been clinically shown to have bioavailability of 124%, providing greater bioavailability than consuming omega-3 rich foods such as fish (1)

1 J. Dyerberg, et al. Bioavailability of marine n-3 acid formulations, Prostaglandins Leukotrienes Essent. Fatty Acids (2010), doi: 10.1016/j.plefa.2010.06.007

2 S. G. Smith, Deposition of Long Chain Omega-3 Fatty Acids in the Meibomian Glands After Oral Administration of Re-Esterified Triglycerides, page 3.

Which Omega-3s?

Proven Clinical Outcomes

- Optimal Omega-3 supplements that provides a proprietary ratio of 3:1 EPA/DHA, which has been clinically proven to address a potential root cause of posterior blepharitis (2)

1 J. Dyerberg, et al. Bioavailability of marine n-3 acid formulations, Prostaglandins Leukotrienes Essent. Fatty Acids (2010), doi: 10.1016/j.plefa.2010.06.007

2 S. G. Smith, Deposition of Long Chain Omega-3 Fatty Acids in the Meibomian Glands After Oral Administration of Re-Esterified Triglycerides, page 3.

How MEA has Incorporated Nutrition into Their Dry Eye Center of Excellence

- Educate the eye MDs and the ODs in the practice
- Educate the staff
- Educate the patient



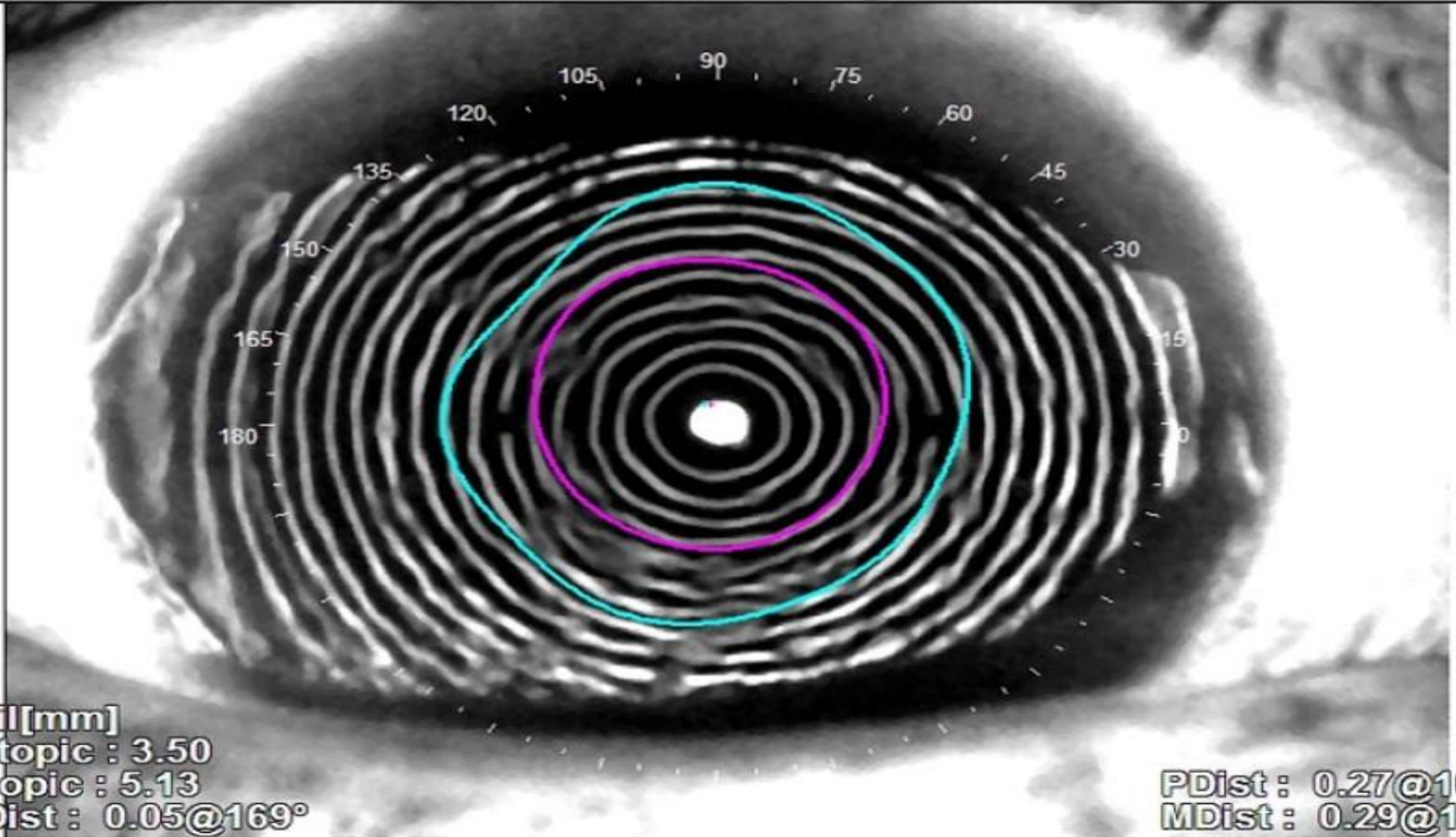
Dry Eye Disease

OPD-III Scan Placido Disc Image

R

Placido image

0.04@225



Pupil [mm]
Photopic : 3.50
Mesopic : 5.13
MPDist : 0.05@169°

PDist : 0.27@107°
MDist : 0.29@115°

How MEA has Incorporated Nutrition into a Dry Eye Center of Excellence

- Tear Osmolarity
- InflammDry™



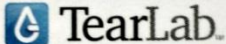
TO Machine



TO Being Performed



TO Card



THE GOLD STANDARD
for the diagnosis and management of Dry Eye Disease.

InflammaDry™

SIMPLE 4-STEP PROCESS

Step 1 - Collect Sample




Step 2 - Assemble Test



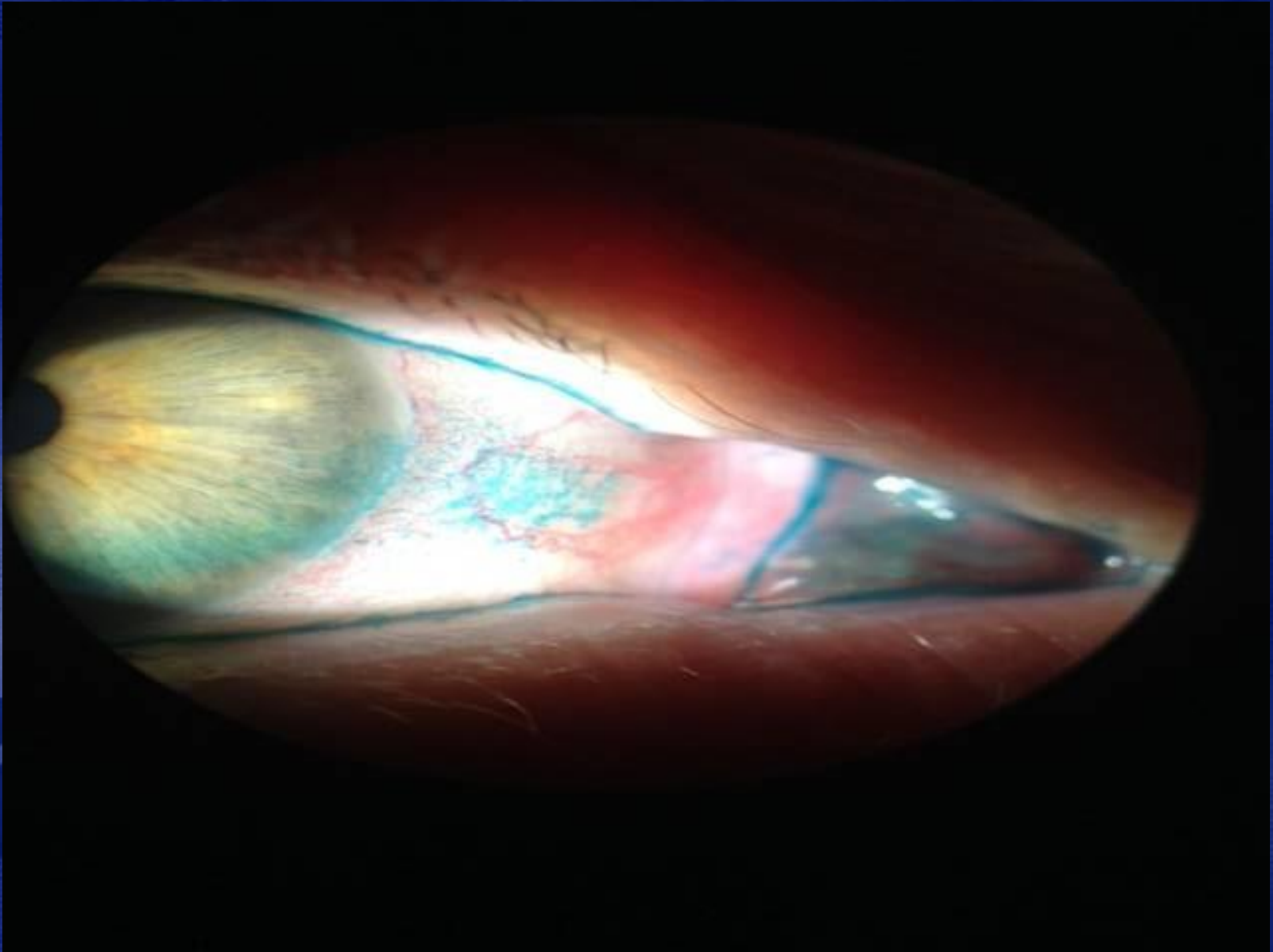
Step 3 - Run Test



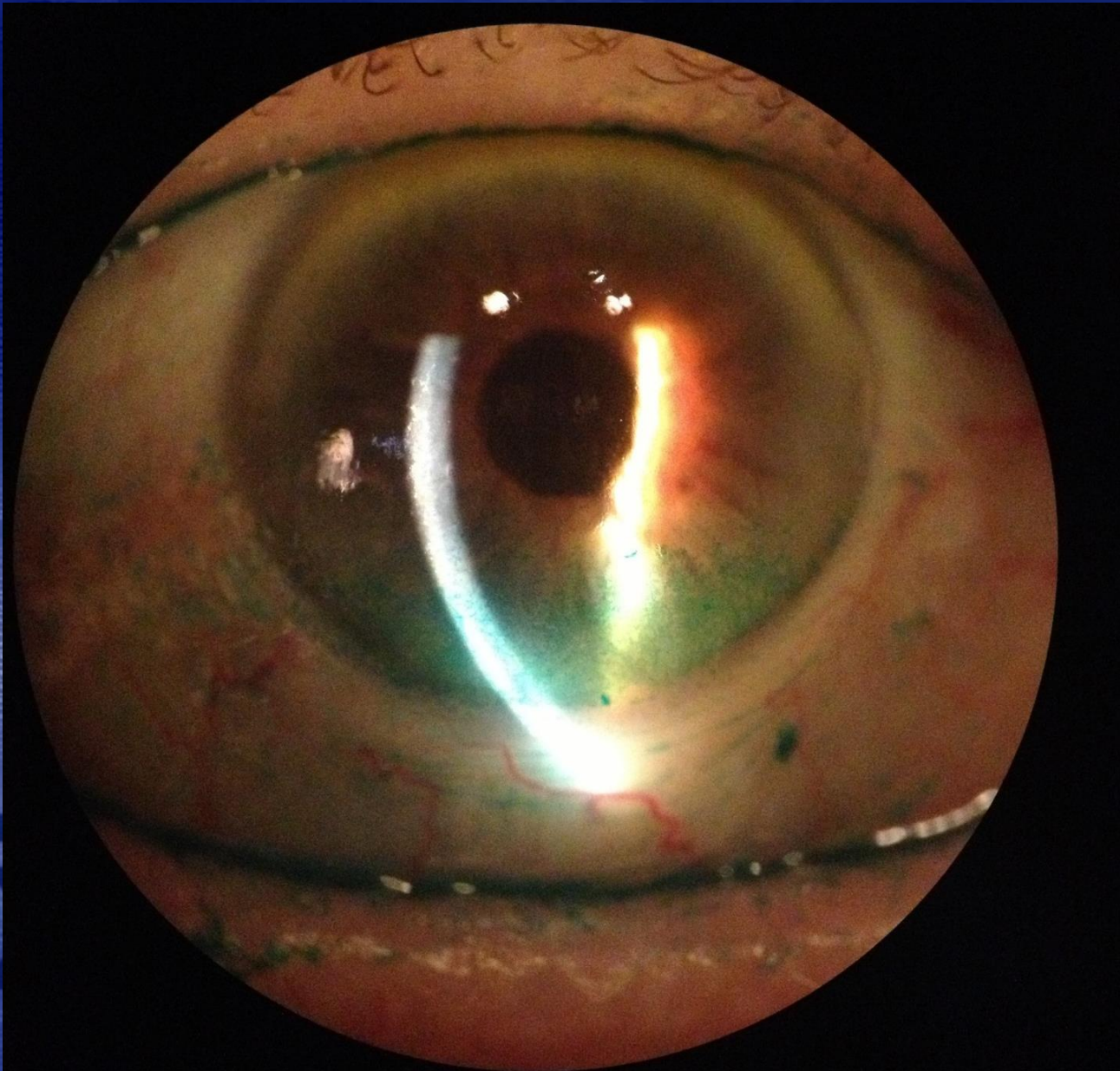
Step 4 - Read Results



Lissamine™ Green Stain



Lissamine™ Green Stain



The Sjö™ In-Office Test

Sjö
Early detection of Sjögren's Syndrome
in patients with dry eye

Sjö™ In-Office Sample Collection Kit Materials:

One (1) Sjö™ test kit, containing:

- One (1) Test Instruction leaflet
- One (1) Test Request Form
- One (1) Patient Information leaflet
- One (1) blood collection card (filter paper)
- Two (2) desiccant packs
- One (1) alcohol swab

One (1) ACCU-CHEK® Safe-T-Pro Single Use Lancing Device

One (1) bandage

One (1) sealable high-quality bond envelope

One (1) orange FedEx Clinical Pak

One (1) Preaddressed FedEx return airbill

Distributed by:
Nicox
in the US: Nicox, Inc.,
Dallas, TX 75225

Manufactured by:
immco
Diagnostics, Inc.
60 Pineview Drive
Buffalo, NY 14228
USA
Phone: 1.800.537.8378
Fax: 1.76.69.6955
www.immco.com

nicox
Ophthalmic Diagnostics

Sjö
Early detection of Sjögren's Syndrome
in patients with dry eye

Sjö is a trademark of Nicox Ophthalmic Diagnostics.
ACCU-CHEK Safe-T-Pro is a registered trademark of Roche Diagnostics.
© 2013 Nicox, Inc. All rights reserved. www.nicox.com

Part number 9008

Sjögren's Syndrome Test—What you need to know

Test Request Form

Sjö Test Instructions

Informational materials

Please read the full Test Instructions and all provided information before performing test.

Test components

All test components are intended for single use only.

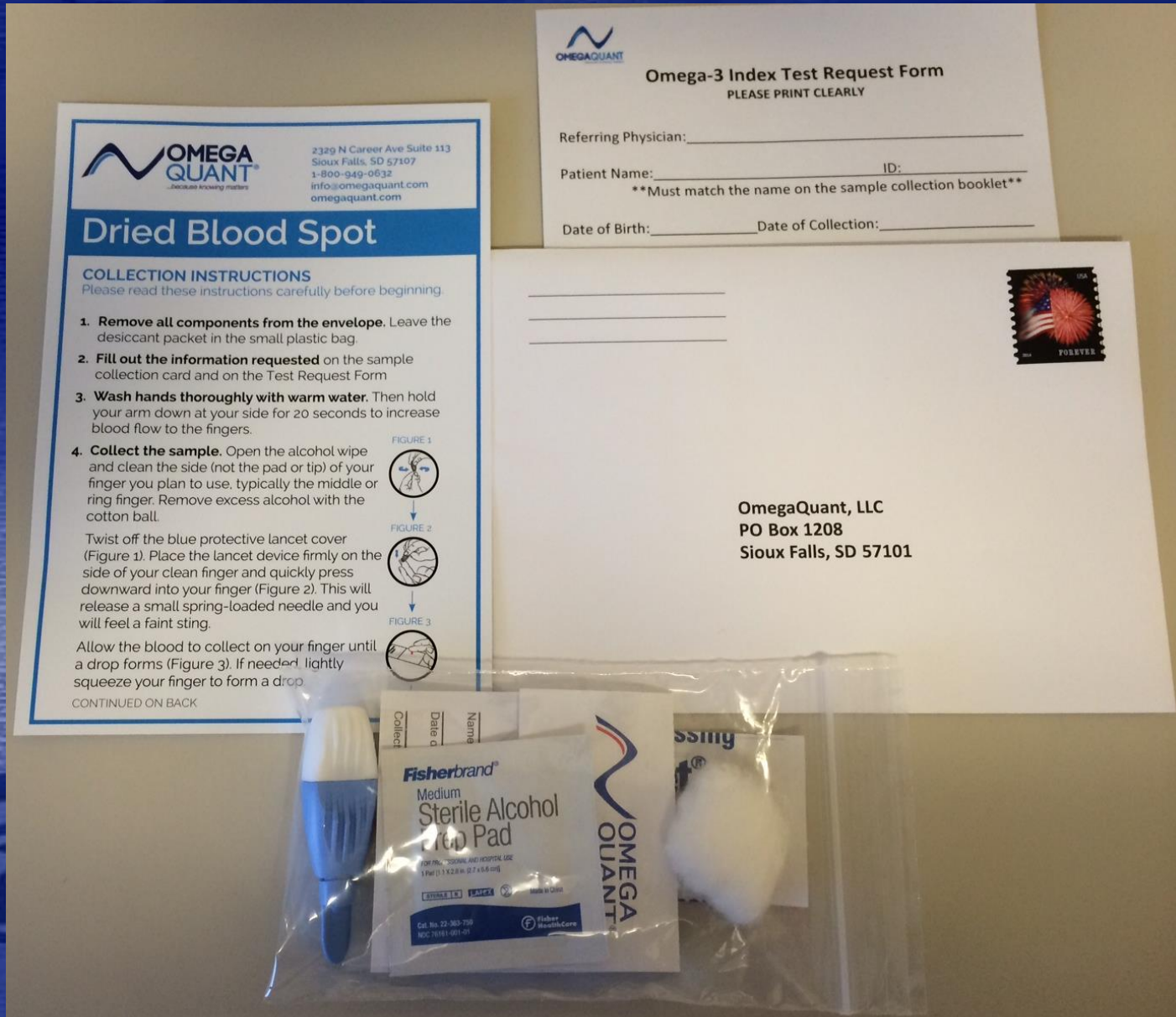
Collection and shipping envelopes

Omega Index

- Measure progress of the recommended nutritional regimen with the Omega Index Test.
- Ensure that Omega-3 levels are within therapeutic range.
- Adjust recommended dosage, if necessary.



Omega Index Testing Kit



How MEA has incorporated Nutrition into Their Dry Eye Center of Excellence

eRX Nutritional Products



How MEA has incorporated Nutrition into Their Dry Eye Center of Excellence

Minimal chair time due to
health coaches



Providing Superior Patient Outcomes

- Patient comments taken seriously instead of viewing DED as a 'nuisance.'
- Patient outcomes measured objectively with TO and InflammADry™, Omega Index.
- Word of mouth – ambassadors of good will – increase patient referrals.



Providing Superior Patient Outcomes

Health coaches have shadowed docs and staff in our offices.

This experience has enabled them to craft correspondences tailored to all patients.



Nutritional Video

We share this video with our patients via email



Questions?



THANK YOU



Cynthia Matossian, MD, FACS
cmatossian@matossianeye.com