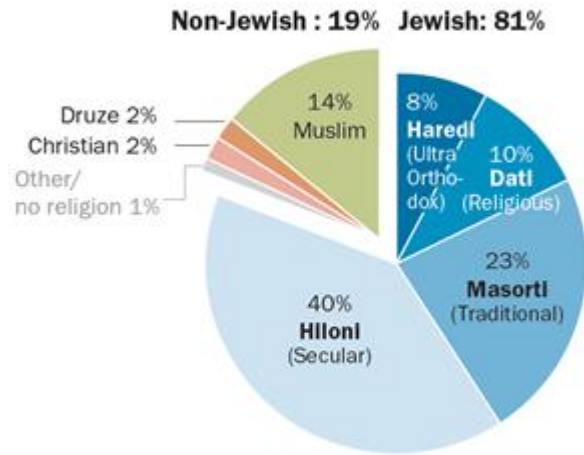


Israel's diverse religious landscape

% of Israeli adults who identify as ...

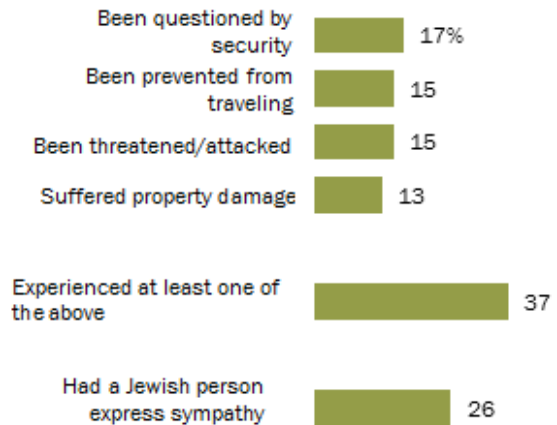


Source: Survey conducted October 2014-May 2015. A small proportion of Jewish respondents (<0.5%) did not specify their subgroup.

PEW RESEARCH CENTER

Roughly one-third of Muslims report having experienced at least one incident of discrimination in the past 12 months

% of Israeli Muslims who say they have personally ... in the past year due to their religious identity

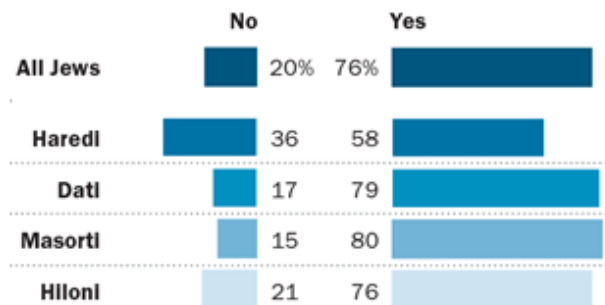


Source: Survey conducted October 2014-May 2015.

PEW RESEARCH CENTER

Israeli Jews see democracy as compatible with Jewish state ...

% of Israeli Jews who say Israel can be both a democracy and a Jewish state

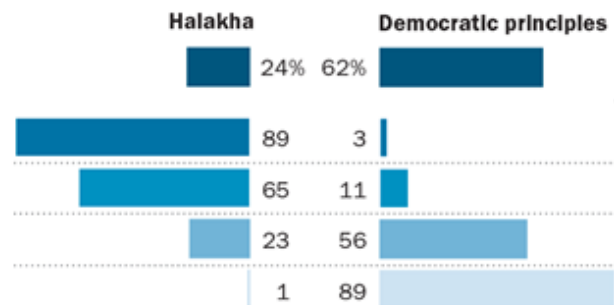


Source: Survey conducted October 2014-May 2015. Neither/Both/Don't know/refused responses not shown.

PEW RESEARCH CENTER

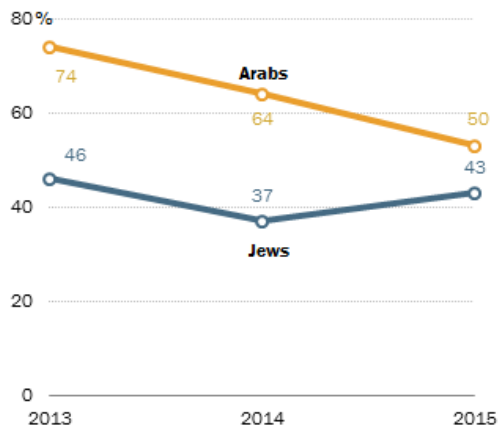
... but are divided on whether democratic principles or religious law should take priority

% of Israeli Jews who say ... should be given preference if there is a contradiction between the two



Fewer Arabs over time say peaceful coexistence between Israel and independent Palestinian state is possible

% of Israeli Jews/Arabs who say a way can be found for Israel and an independent Palestinian state to coexist peacefully with each other



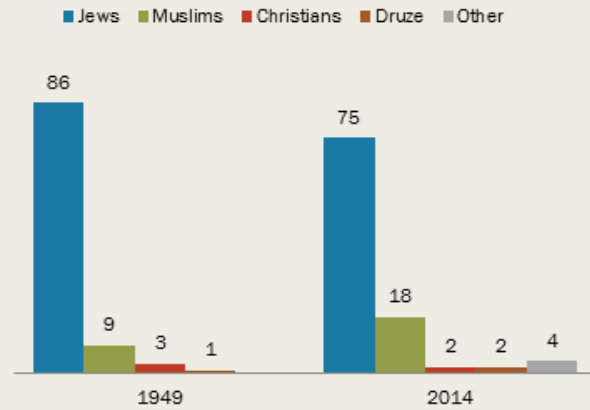
Source: Survey conducted October 2014-May 2015.

Data for 2013 and 2014 are from Pew Research Center surveys conducted in Israel. The 2013 and 2014 surveys do not include East Jerusalem, while the current survey does include respondents in East Jerusalem. If residents of East Jerusalem were excluded from the current survey, the proportion of Arabs who say a two-state solution is possible would rise to 53%.

PEW RESEARCH CENTER

Change over time in Israel's religious landscape

% in Israel classified as ...



Source: Israeli Central Bureau of Statistics.

In 2014, 4% of Israelis were classified as "other" by the census. This includes some non-Jewish family members of Jews who have immigrated to Israel from the former Soviet Union, other Israelis who do not identify with any religion, members of the Baha'i faith and a smattering of smaller religious groups in Israel. In 1949, no Israeli citizens were classified as "other" by the census.

Minor differences between the census and the Pew Research Center survey in the religious distribution of Israel may be due to the universe covered (Israelis of all ages in the census, ages 18+ in the survey) as well as the survey's definition of Jews (see sidebar) and the margin of sampling error associated with the survey.

PEW RESEARCH CENTER

Most Jews on the political right skeptical about two-state solution

% of Israeli Jews who say a way can be found for Israel and an independent Palestinian state to coexist peacefully with each other

	Yes (%)	No (%)	(VOL.) Depends (%)	DK/ref. (%)
All Jews	43	45	10	3=100
Haredi	22	64	12	2
Dati	24	61	12	3
Masorti	35	49	11	4
Hiloni	56	34	8	2
<i>Political ideology</i>				
Right	29	62	6	3
Center	46	38	14	3
Left	86	13	1	1
Less than high school	38	53	6	4
High school/some college	39	47	12	3
College degree	51	36	10	2

Source: Survey conducted October 2014-May 2015. Figures may not add to 100% due to rounding.

PEW RESEARCH CENTER

More Jews say settlements help than hurt Israel's security

% in Israel who say the continued building of settlements ... the security of Israel

	Helps (%)	Hurts (%)	Does not make a difference to (VOL.) (%)	DK/ref. (%)
Jews	42	30	25	4=100
Haredi	50	13	31	6
Dati	68	13	17	2
Masorti	45	22	29	4
Hiloni	31	42	24	3
<i>Political ideology</i>				
Right	62	16	20	2
Center	32	32	32	5
Left	13	81	5	1
Arabs	26	63	7	4
Muslims	29	61	7	4
Christians	15	79	3	3
Druze	8	66	10	16

Source: Survey conducted October 2014-May 2015. Figures may not add to 100% due to rounding.

PEW RESEARCH CENTER

Most residents of West Bank say Israeli government sincere in its effort toward peace

% of Israeli Jews who say ...

	Reside in West Bank %	Reside elsewhere %
Views on peace process		
A peaceful two-state solution is possible	33	43
Israeli government making sincere effort to achieve peace	68	55
Palestinian leadership making sincere effort to achieve peace	4	11
Settlements help Israel's security	65	41
Views on the Jewish state		
Strongly agree/agree that Jews have right to make aliyah	>99	98
Strongly agree/agree that Jews deserve preferential treatment	85	79
Strongly agree/agree that Arabs should be expelled or transferred from Israel	54	47
God gave Israel to the Jewish people	85	60

Source: Survey conducted October 2014-May 2015.

PEW RESEARCH CENTER

Orthodox settlers more likely than non-Orthodox to say Arabs should be expelled

% of Jewish West Bank residents who say ...

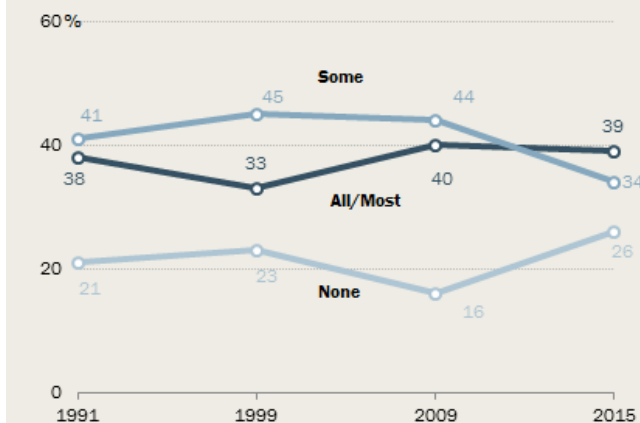
	Orthodox settlers %	Non-Orthodox settlers %
Views on peace process		
A peaceful two-state solution is possible	23	50
Israeli government making sincere effort to achieve peace	71	61
Palestinian leadership making sincere effort to achieve peace	2	8
Settlements help Israel's security	74	50
Views on the Jewish state		
Strongly agree/agree that Jews have right to make aliyah	>99	>99
Strongly agree/agree that Jews deserve preferential treatment	93	72
Strongly agree/agree that Arabs should be expelled or transferred from Israel	65	35
God gave Israel to the Jewish people	>99	60

Source: Survey conducted October 2014-May 2015. Haredim and Datiim are defined as Orthodox Jews; Masortim and Hilonim are considered non-Orthodox.

PEW RESEARCH CENTER PEW RESEARCH CENTER

Recent decline in share of Jews who say they observe 'some' of the religious tradition

% of Israeli Jews who say they observe ... Jewish tradition



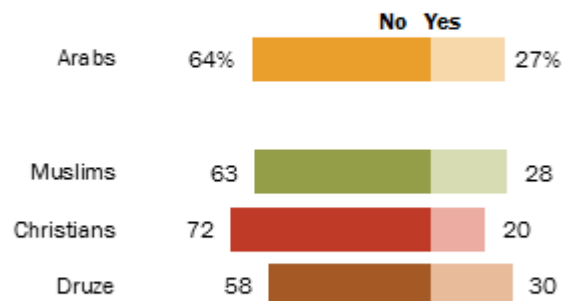
Source: Survey conducted October 2014-May 2015; 2009 data from Guttman Center for Surveys, 1991 and 1999 data from Guttman Institute.

In the Guttman surveys and the Hebrew-language questionnaire of the Pew Research Center survey, the response categories offered to respondents were: "I do not observe at all," "I observe to some extent," "I observe to a great extent" and "I observe meticulously."

PEW RESEARCH CENTER

Most Arabs say Israel cannot be both a democracy and Jewish state

% of Israeli ... who say Israel can be a democracy and a Jewish state at the same time

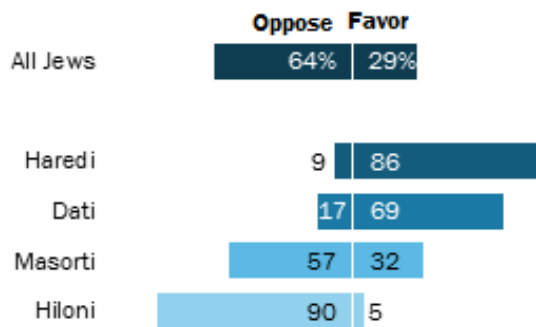


Source: Survey conducted October 2014-May 2015. Don't know/refused responses not shown.

PEW RESEARCH CENTER

Large divide among Jews on whether halakha should be state law

% of Israeli Jews who favor/oppose making halakha state law for Jews

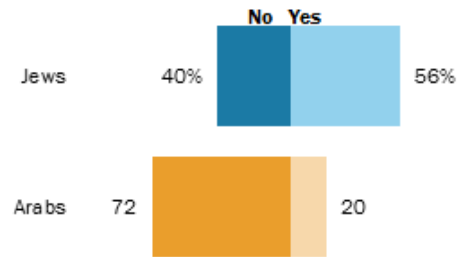


Source: Survey conducted October 2014-May 2015. Don't know/refused responses not shown.

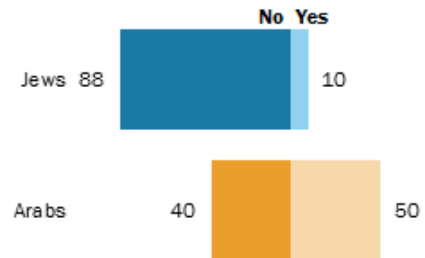
PEW RESEARCH CENTER

Mutual doubts about sincerity of leaders in the peace process

% in Israel who say the Israeli government is making a sincere effort toward peace



% in Israel who say the Palestinian leadership is making a sincere effort toward peace

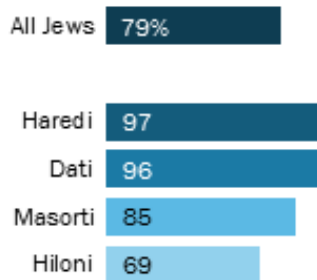


Source: Survey conducted October 2014-May 2015. Don't know/refused responses not shown.

PEW RESEARCH CENTER

Most Jews say Israel should give preferential treatment to Jews

% of Israeli Jews who agree/strongly agree that Jews deserve preferential treatment in Israel

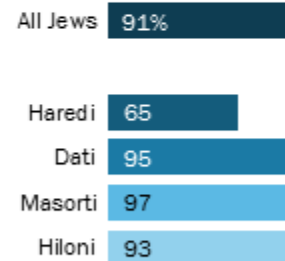


Source: Survey conducted October 2014-May 2015.

PEW RESEARCH CENTER

Most Jews say Israel necessary for long-term survival of the Jewish people

% of Israeli Jews who say a Jewish state is necessary for long-term survival of the Jewish people



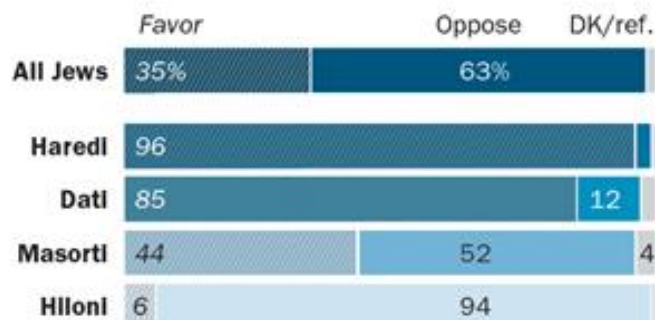
Source: Survey conducted October 2014-May 2015.

PEW RESEARCH CENTER

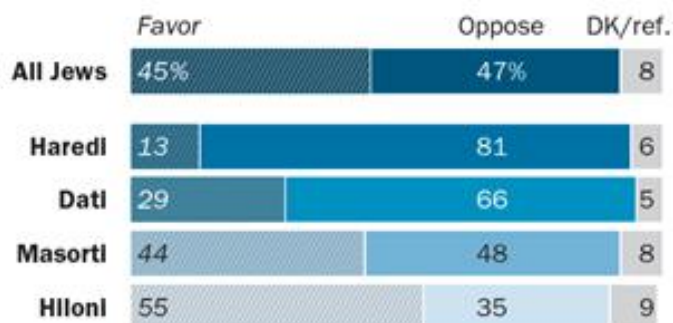
Jewish groups disagree on key public policy issues

% of Israeli Jews who strongly favor/favor and strongly oppose/oppose ...

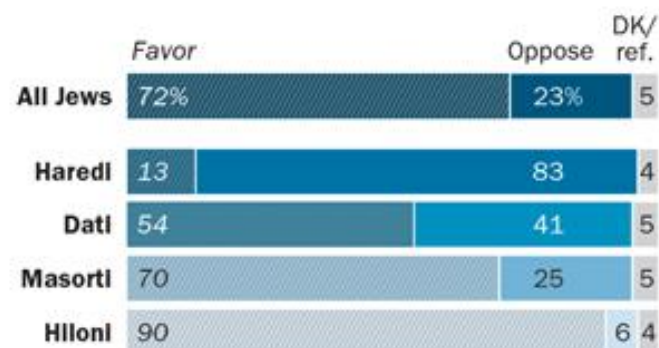
... shutting down public transport in the entire country on Shabbat



... allowing women to pray out loud at the Kotel (Western Wall)



... conscripting Haredi men to serve in the military



... enforcing gender segregation on public transportation used by Haredim



... allowing Conservative and Reform rabbis to conduct marriages in Israel

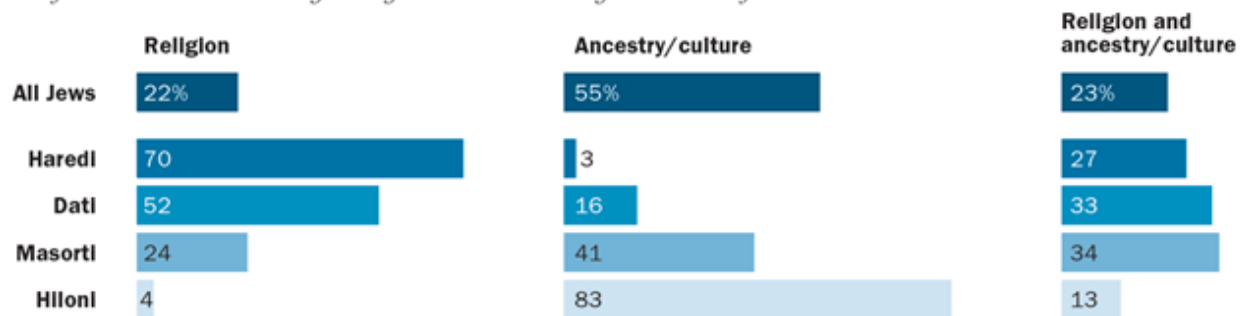


Source: Survey conducted October 2014-May 2015. Figures may not add to 100% due to rounding.

PEW RESEARCH CENTER

Haredim see being Jewish as a matter of religion; Hilonim see it as a matter of culture and/or ancestry

% of Israeli Jews who say being Jewish is mainly a matter of ...

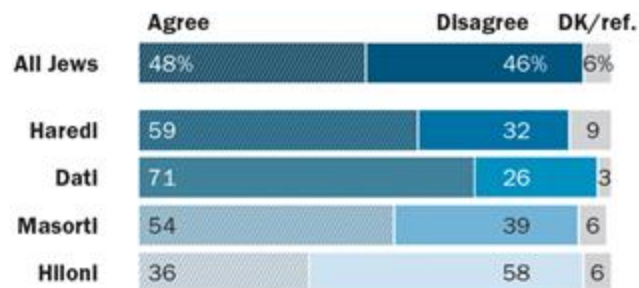


Source: Survey conducted October 2014-May 2015. Don't know/refused responses not shown.

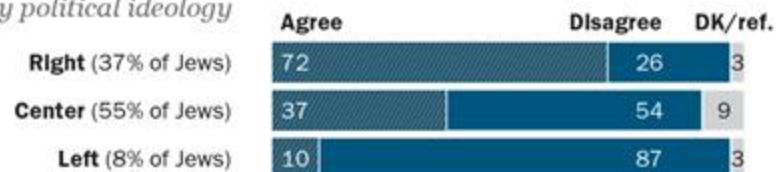
PEW RESEARCH CENTER

Majorities of Haredim, Datiim agree Arabs should be expelled

% of Israeli Jews who strongly agree/agree or strongly disagree/disagree with the statement "Arabs should be expelled or transferred from Israel"



... by political ideology



Source: Survey conducted October 2014-May 2015. Figures may not add to 100% due to rounding. Respondents in the survey were asked to identify on a political spectrum from 1-6, with 1 representing the left and 6 representing the right. For purposes of analysis, 1 and 2 make up the "left" category, 3 and 4 are "center" and 5 and 6 are "right."

PEW RESEARCH CENTER

In 2014-2015, roughly three-in-ten Jews felt closest to Netanyahu's Likud party

% of Israeli adults who felt closest to ... party when the survey was conducted between October 2014 and May 2015

	All Jews	Haredi	Dati	Masorti	Hiloni	All Arabs	Muslims	Christians	Druze
Current coalition~									
Habayit Hayehudi^	11%	3%	32%	15%	4%	0%	0%	0%	1%
Likud	28	3	21	40	27	2	2	*	11
Yahadut Hatorah	3	34	1	1	0	0	0	0	0
Shas	12	52	31	13	*	2	2	0	3
Opposition									
Yisrael Beytenu	9	1	2	5	14	1	1	*	3
Yesh Atid	9	1	1	6	14	1	1	2	3
Kadima+	3	*	2	4	4	3	1	2	12
Hatnua	2	0	*	1	3	4	5	0	1
Avoda	10	0	2	7	16	8	7	9	16
Meretz	4	0	*	1	7	7	7	6	5
Joint (Arab) List									
Hadash	*	0	0	0	*	19	16	35	16
Balad	0	0	0	0	0	9	9	14	*
United Arab List	0	0	0	0	0	22	27	4	3
Other party	1	1	2	1	1	*	1	0	*
No party	8	5	5	6	10	21	20	26	25
	100	100	100	100	100	100	100	100	100

Source: Survey conducted October 2014-May 2015. Table is based on the respondents who answered the question. Among Haredi respondents, 26% declined to answer the question.

Respondents in East Jerusalem were not asked this question.

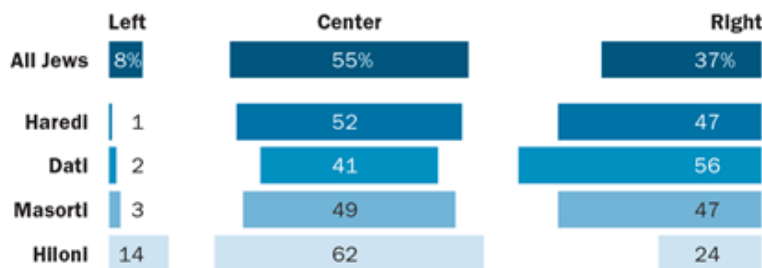
~Kulanu party was formed while the survey was being fielded and few, if any, Jews identified with the party at the time, although it is currently represented in the Knesset.

^Includes Ichud Leumi.

+Kadima did not win any Knesset seats in the 2015 parliamentary election.

PEW RESEARCH CENTER

Israeli Jews largely identify their political ideology with center or right

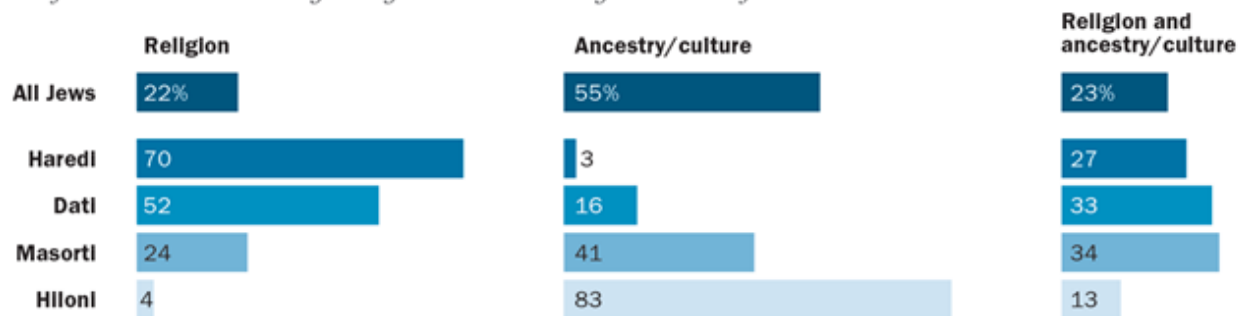


Source: Survey conducted October 2014-May 2015. Based on respondents who provided a political ideology. Respondents in the survey were asked to place themselves on a political spectrum from 1-6, with 1 representing the left and 6 representing the right. For purposes of analysis, 1 and 2 make up the "left" category, 3 and 4 are "center," and 5 and 6 are "right."

PEW RESEARCH CENTER

Haredim see being Jewish as a matter of religion; Hilonim see it as a matter of culture and/or ancestry

% of Israeli Jews who say being Jewish is mainly a matter of ...

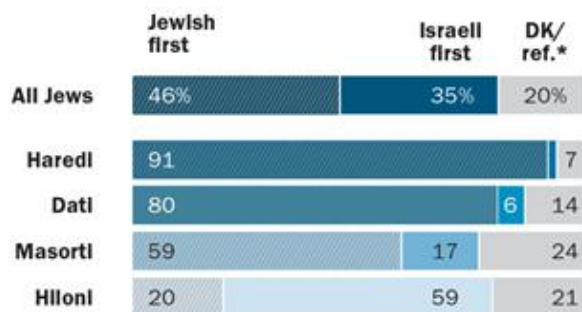


Source: Survey conducted October 2014-May 2015. Don't know/refused responses not shown.

PEW RESEARCH CENTER

Most Hilonim see themselves as 'Israeli first'; most Haredim say 'Jewish first'

% of Israeli Jews who describe themselves as ...



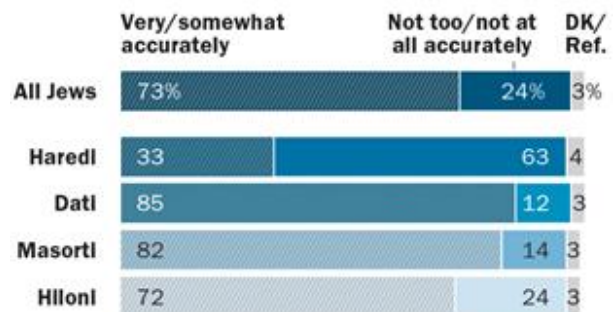
Source: Survey conducted October 2014-May 2015. Figures may not add to 100% due to rounding.

*Includes respondents who volunteered "neither" or "both."

PEW RESEARCH CENTER

Most Haredim do not see themselves as 'Zionists'

% of Israeli Jews who say the term "Zionist" describes them ...



Source: Survey conducted October 2014-May 2015. Figures may not add to 100% due to rounding.

PEW RESEARCH CENTER

No significant differences in religious observance among older and younger Jews

% of Israeli Jews who ...

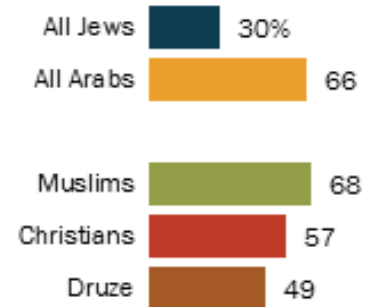
	Say religion "very important"	Pray daily or more	Attend synagogue weekly or more	Fasted all day last Yom Kippur	Attended Seder last Passover	Travel on Sabbath
	%	%	%	%	%	%
All Jews	30	21	27	60	93	62
Men	35	26	37	64	92	59
Women	25	16	18	57	93	65
Ages 18-29	30	19	29	65	92	61
30-49	30	22	27	63	93	63
50+	29	21	26	54	93	62

Source: Survey conducted October 2014-May 2015.

PEW RESEARCH CENTER

More Arabs than Jews say religion 'very important'

% in Israel who say religion is "very important" in their lives

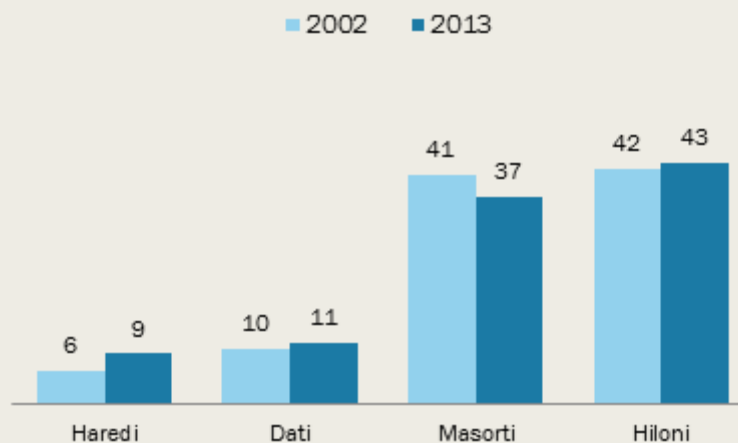


Source: Survey conducted October 2014-May 2015.

PEW RESEARCH CENTER

Jewish categories over time

% of Israeli Jews ages 20 and older who identify as ...



Source: Israeli Social Survey conducted by the Central Bureau of Statistics among adults 20+.

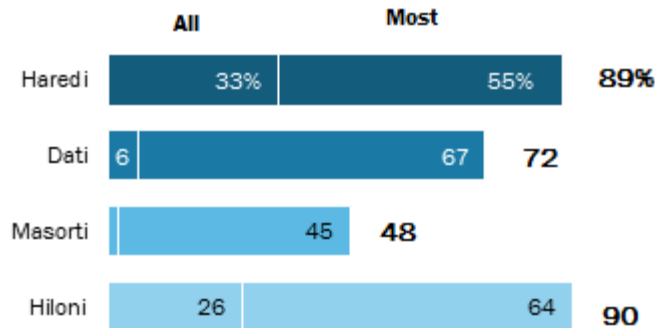
Masorti is defined as the sum of "Masorti-Religious," "Masorti-Not so Religious."

Due to the margin of error of the surveys, differences in question wording, context effects and the different universe for the two surveys (the Israeli Social Survey interviews respondents 20+), figures may not match the religious distribution of Jews in the current Pew Research Center survey.

PEW RESEARCH CENTER

Few Haredim, Hilonim have close friends from outside their group

% of Israeli Jews who say all or most of their close friends are in the same Jewish subgroup as the respondent

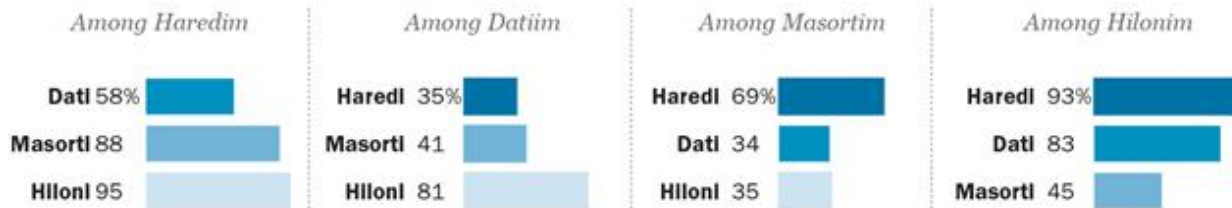


Source: Survey conducted October 2014-May 2015. Figures may not add to subtotal indicated due to rounding.

PEW RESEARCH CENTER

Haredim and Hilonim strongly opposed to intermarriage with each other

% of Israeli Haredim/Datiim/Masortim/Hilonim who say they would be "not too" or "not at all" comfortable with the prospect of their child marrying a ... Jew

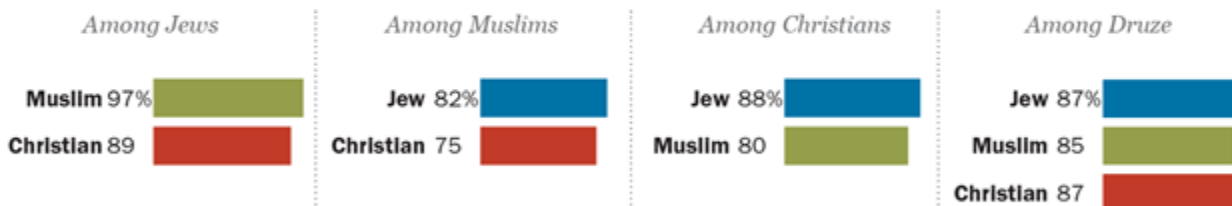


Source: Survey conducted October 2014-May 2015.

PEW RESEARCH CENTER

Muslims, Christians, Druze, Jews frown upon intermarriage between their communities

% of Israeli Jews/Muslims/Christians/Druze who say they would be "not too" or "not at all" comfortable with the prospect of their child marrying a ...



Source: Survey conducted October 2014-May 2015. These questions were not asked in reference to intermarriage with Druze.

PEW RESEARCH CENTER

Vast majority of Arabs see 'a lot' of discrimination against Muslims

% who say there is a lot of discrimination against ...

Among...	Muslims	Homosexuals & lesbians	Hiloni Jews	Religious Jews	Women	Ethiopian Jews	Mizrahi Jews
All Jews	21	20	9	21	25	36	21
All Arabs	79	34	21	23	40	44	33

Source: Survey conducted October 2014-May 2015.

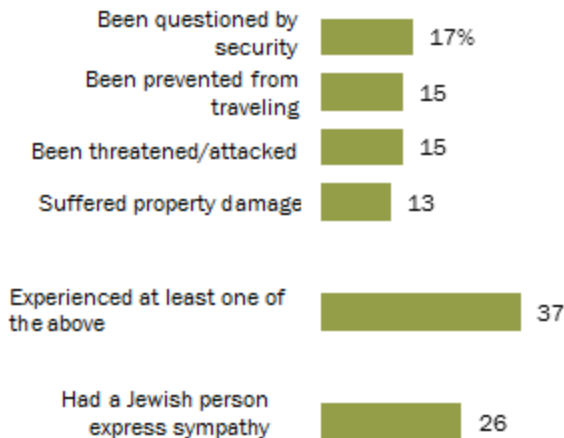
PEW RESEARCH CENTER

Fewer Arabs over time say peaceful coexistence between Israel and independent Palestinian state is possible

% of Israeli Jews/Arabs who say a way can be found for Israel and an independent Palestinian state to coexist peacefully with each other

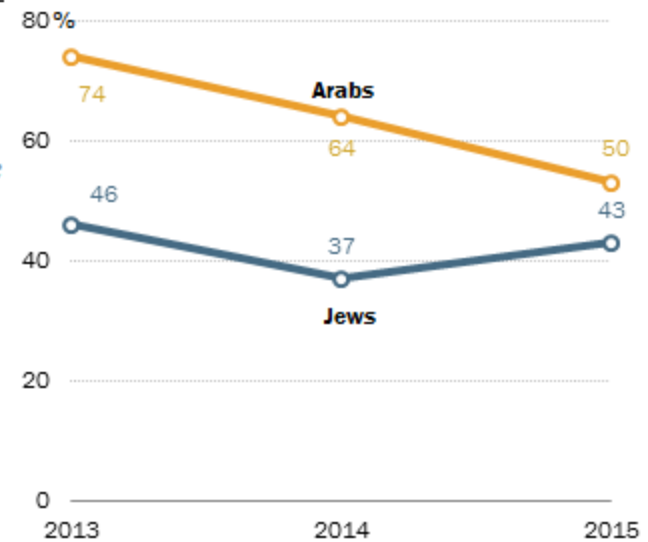
Roughly one-third of Muslims report having experienced at least one incident of discrimination in the past 12 months

% of Israeli Muslims who say they have personally ... in the past year due to their religious identity



Source: Survey conducted October 2014-May 2015.

PEW RESEARCH CENTER



Source: Survey conducted October 2014-May 2015.

Data for 2013 and 2014 are from Pew Research Center surveys conducted in Israel. The 2013 and 2014 surveys do not include East Jerusalem, while the current survey does include respondents in East Jerusalem. If residents of East Jerusalem were excluded from the current survey, the proportion of Arabs who say a two-state solution is possible would rise to 53%.

PEW RESEARCH CENTER

Most Jews on the political right skeptical about two-state solution

% of Israeli Jews who say a way can be found for Israel and an independent Palestinian state to coexist peacefully with each other

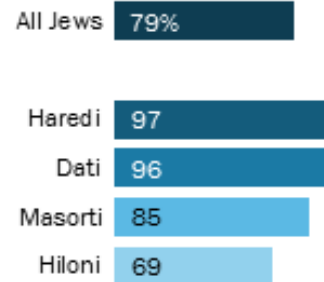
	Yes %	No %	(VOL.) Depends %	DK/ref. %
All Jews	43	45	10	3=100
Haredi	22	64	12	2
Dati	24	61	12	3
Masorti	35	49	11	4
Hiloni	56	34	8	2
<i>Political ideology</i>				
Right	29	62	6	3
Center	46	38	14	3
Left	86	13	1	1
<i>Education</i>				
Less than high school	38	53	6	4
High school/some college	39	47	12	3
College degree	51	36	10	2

Source: Survey conducted October 2014-May 2015. Figures may not add to 100% due to rounding.

PEW RESEARCH CENTER

Most Jews say Israel should give preferential treatment to Jews

% of Israeli Jews who agree/strongly agree that Jews deserve preferential treatment in Israel

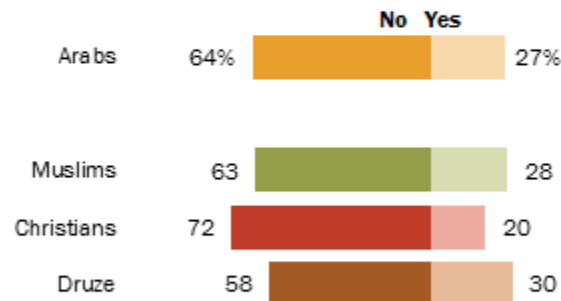


Source: Survey conducted October 2014-May 2015.

PEW RESEARCH CENTER

Most Arabs say Israel cannot be both a democracy and Jewish state

% of Israeli ... who say Israel can be a democracy and a Jewish state at the same time



Source: Survey conducted October 2014-May 2015. Don't know/refused responses not shown.

PEW RESEARCH CENTER

More Jews say settlements help than hurt Israel's security

% in Israel who say the continued building of settlements ... the security of Israel

	Helps		Does not make a difference to (VOL.)		DK/ref.
	%	%	%	%	
Jews	42	30	25	4=100	
Haredi	50	13	31	6	
Dati	68	13	17	2	
Masorti	45	22	29	4	
Hiloni	31	42	24	3	
<i>Political ideology</i>					
Right	62	16	20	2	
Center	32	32	32	5	
Left	13	81	5	1	
Arabs	26	63	7	4	
Muslims	29	61	7	4	
Christians	15	79	3	3	
Druze	8	66	10	16	

Source: Survey conducted October 2014-May 2015. Figures may not add to 100% due to rounding.

PEW RESEARCH CENTER

Most residents of West Bank say Israeli government sincere in its effort toward peace

% of Israeli Jews who say ...

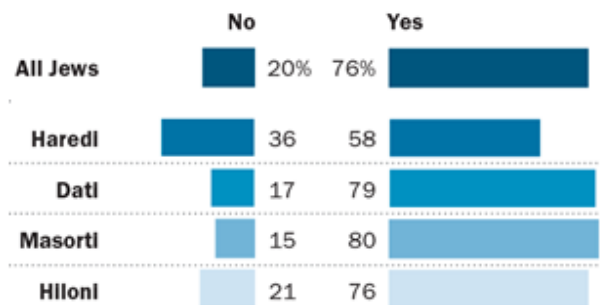
	Reside in West Bank		Reside elsewhere	
	%	%	%	%
Views on peace process				
A peaceful two-state solution is possible	33	43		
Israeli government making sincere effort to achieve peace	68	55		
Palestinian leadership making sincere effort to achieve peace	4	11		
Settlements help Israel's security	65	41		
Views on the Jewish state				
Strongly agree/agree that Jews have right to make aliyah	>99	98		
Strongly agree/agree that Jews deserve preferential treatment	85	79		
Strongly agree/agree that Arabs should be expelled or transferred from Israel	54	47		
God gave Israel to the Jewish people	85	60		

Source: Survey conducted October 2014-May 2015.

PEW RESEARCH CENTER

Israeli Jews see democracy as compatible with Jewish state ...

% of Israeli Jews who say Israel can be both a democracy and a Jewish state

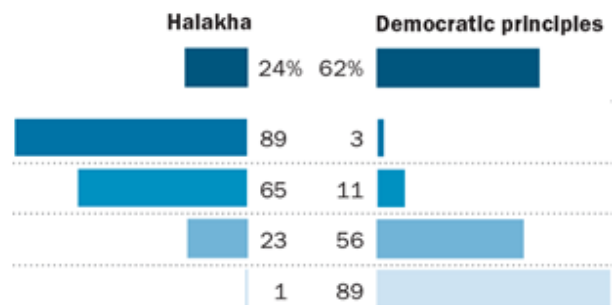


Source: Survey conducted October 2014-May 2015. Neither/Both/Don't know/refused responses not shown.

PEW RESEARCH CENTER

... but are divided on whether democratic principles or religious law should take priority

% of Israeli Jews who say ... should be given preference if there is a contradiction between the two

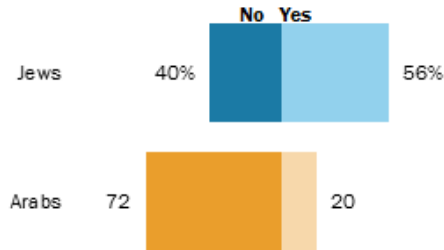


Source: Survey conducted October 2014-May 2015. Neither/Both/Don't know/refused responses not shown.

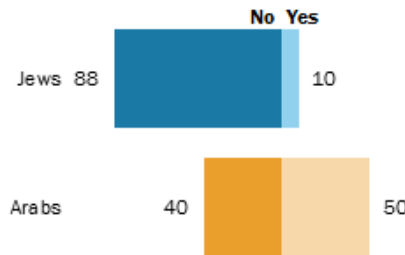
PEW RESEARCH CENTER

Mutual doubts about sincerity of leaders in the peace process

% in Israel who say the Israeli government is making a sincere effort toward peace



% in Israel who say the Palestinian leadership is making a sincere effort toward peace

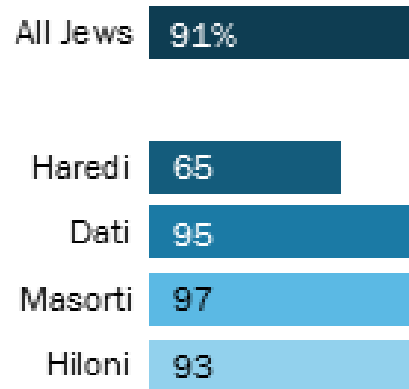


Source: Survey conducted October 2014-May 2015. Don't know/refused responses not shown.

PEW RESEARCH CENTER

Most Jews say Israel necessary for long-term survival of the Jewish people

% of Israeli Jews who say a Jewish state is necessary for long-term survival of the Jewish people



Source: Survey conducted October 2014-May 2015.

PEW RESEARCH CENTER