

January 2015**28773 - Single Family****New Listings****3****↓ -25.0%**

from Dec 2014:

4**↔ 0.0%**

from Jan 2014:

3

YTD	2015	2014	+/-
	3	3	0.0%

5-year Jan average: **5****Closed Sales****7****↑ 40.0%**

from Dec 2014:

5**↑ 133.3%**

from Jan 2014:

3

YTD	2015	2014	+/-
	7	3	133.3%

5-year Jan average: **3****New Pendings****1****↓ -80.0%**

from Dec 2014:

5**↓ -66.7%**

from Jan 2014:

3

YTD	2015	2014	+/-
	1	3	-66.7%

5-year Jan average: **2****Median Sold Price****\$174,000****↑ 8.8%**

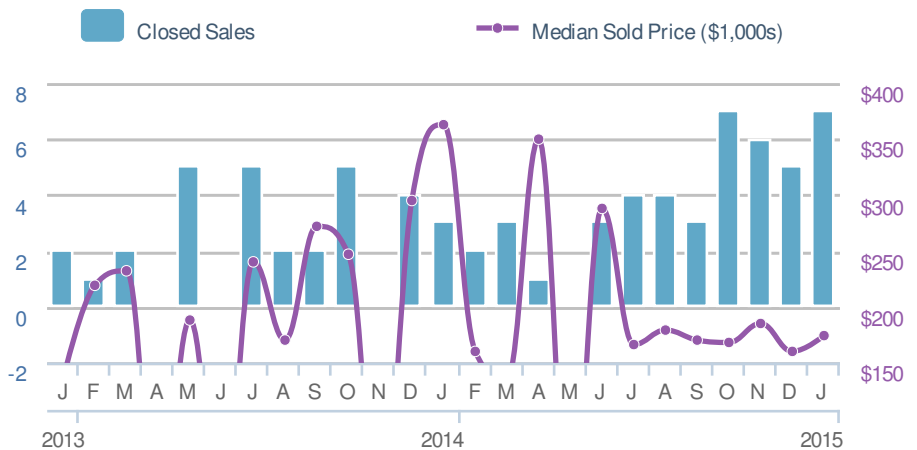
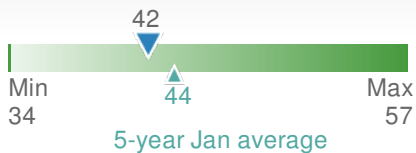
from Dec 2014:

\$160,000**↓ -52.1%**

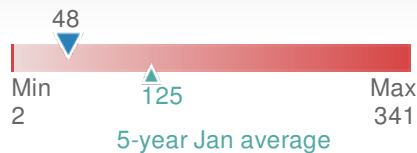
from Jan 2014:

\$363,500

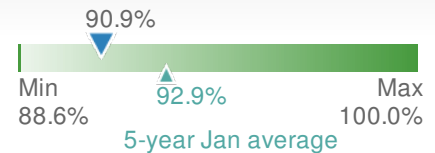
YTD	2015	2014	+/-
	\$174,000	\$363,500	-52.1%

5-year Jan average: **\$187,370****Active Listings****42**

Dec 2014	Jan 2014
41	34

Median Days to Contract**48**

Dec 2014	Jan 2014	YTD
81	341	48

Avg Sold to OLP Ratio**90.9%**

Dec 2014	Jan 2014	YTD
86.8%	91.6%	90.9%