125th St Bid

April 2015

New York
United States

Pedestrian Counting Report
04/06/2015 to 05/03/2015

Pedestrian Counts - 7am to 7pm

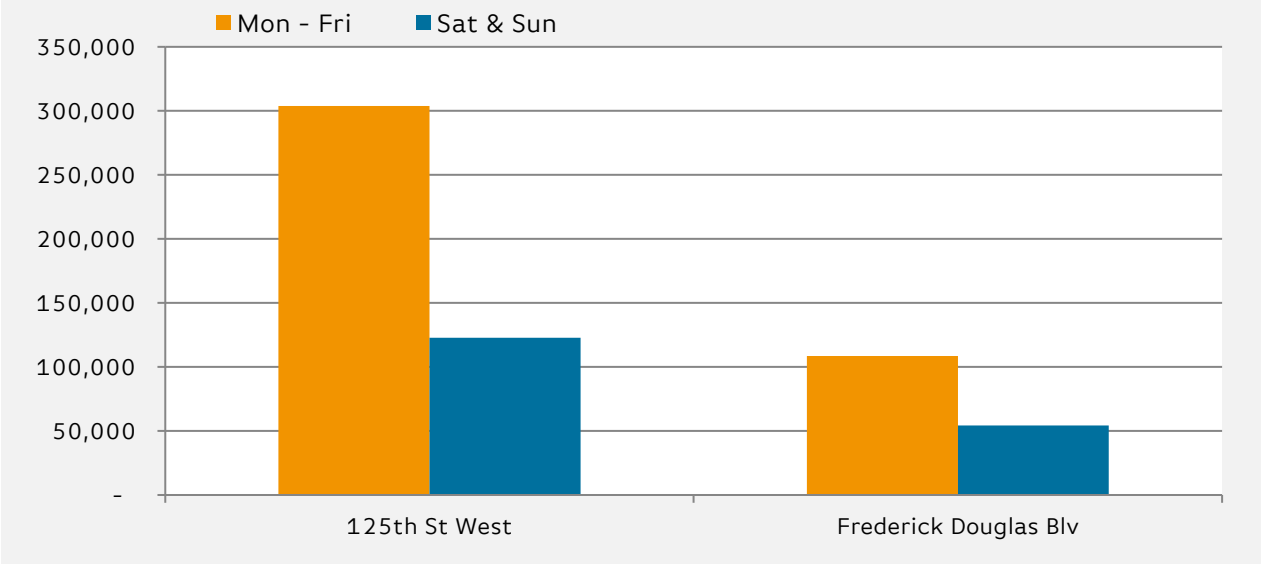

	Mon - Fri	Sat & Sun
125th St West	303,920	122,788
Frederick Douglas Blv	108,462	54,163

Pedestrian Counts by Time of Day

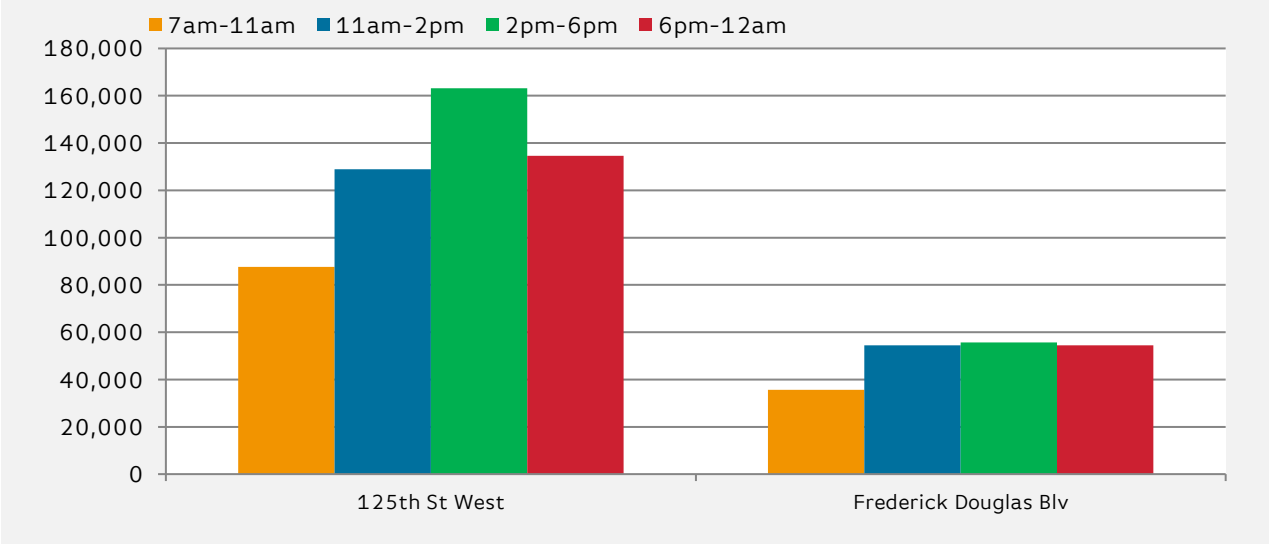

	7am-11am	11am-2pm	2pm-6pm	6pm-12am
125th St West	87,610	128,948	163,154	134,610
Frederick Douglas Blv	35,663	54,481	55,629	54,496

Pedestrian Counts by Hour - Weekends

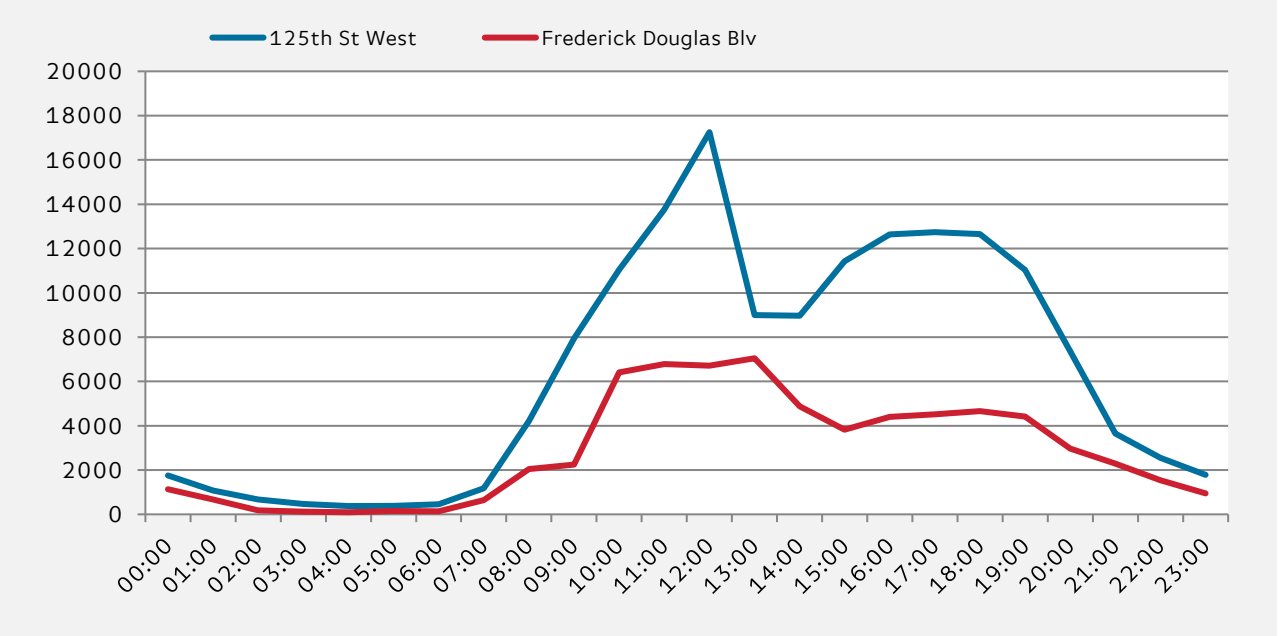

Pedestrian counts for Saturday & Sunday combined

	125th St West	Frederick Blv
00:00	1,759	1,132
01:00	1,070	677
02:00	670	183
03:00	471	124
04:00	374	94
05:00	376	147
06:00	447	133
07:00	1,170	647
08:00	4,206	2,038
09:00	7,945	2,247
10:00	11,054	6,415
11:00	13,762	6,782
12:00	17,253	6,715
13:00	8,990	7,046
14:00	8,963	4,873
15:00	11,423	3,828
16:00	12,637	4,401
17:00	12,738	4,509
18:00	12,647	4,662
19:00	11,037	4,421
20:00	7,361	2,971
21:00	3,652	2,284
22:00	2,552	1,533
23:00	1,785	947

Pedestrian Counts by Weekday

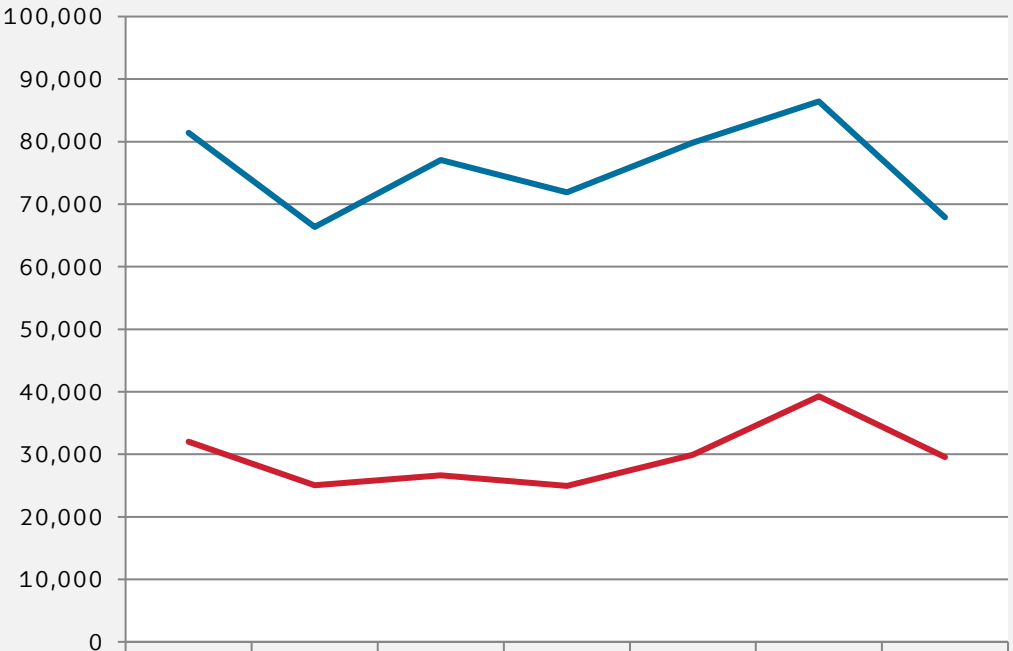

	Mon	Tue	Wed	Thu	Fri	Sat	Sun
125th St West	81,391	66,351	77,049	71,871	79,820	86,426	67,916
Frederick Douglas Blv	32,024	25,046	26,639	24,940	29,886	39,268	29,541

Map of Counting Locations

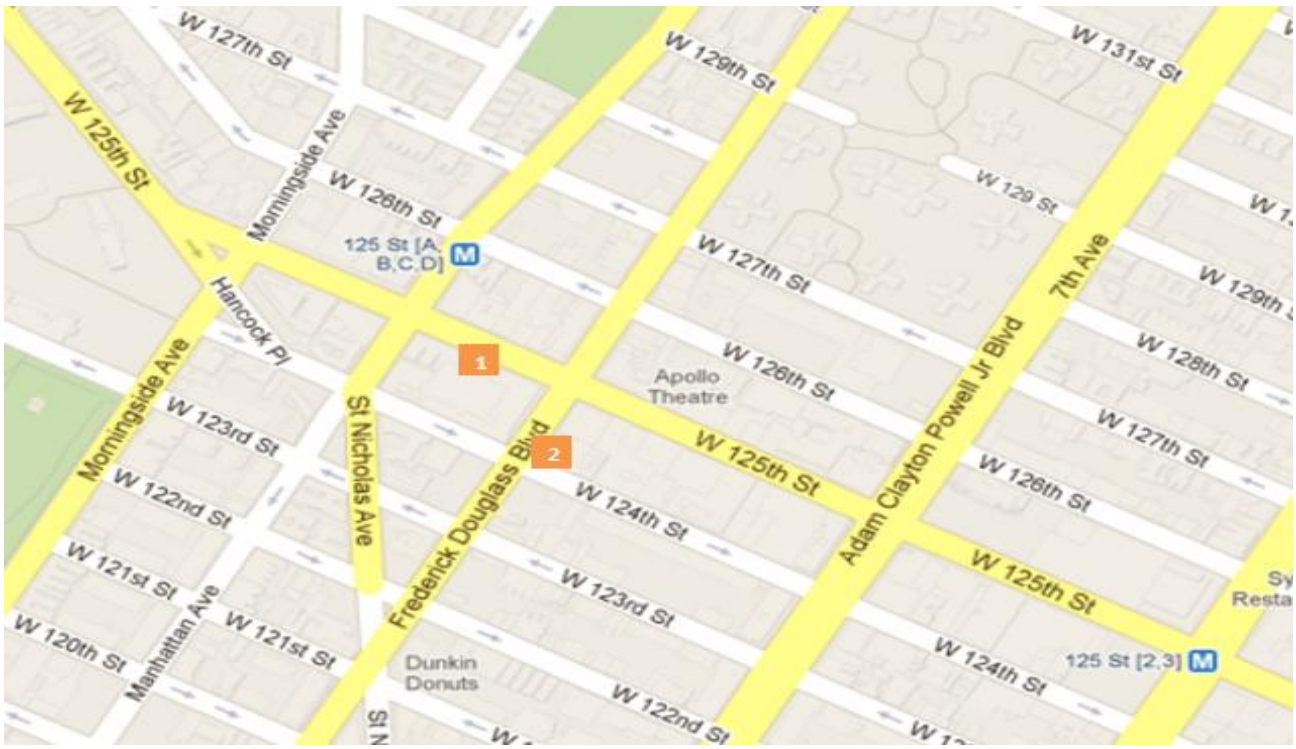

(1) 125th St West (2) Frederick Blv

*All values shown in this report are the total pedestrian counts for the month.