








FREE PATTERN

47 Matthew (Five Crosses)

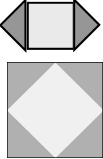




Pattern for 6" finished block — All seams are 1/4".
Pressing directions are indicated.

Fabric needed for one block & Cutting instructions	
Dark	1/8 yard or scrap (2) 2-7/8" squares, cut once diagonally 
Medium	1/8 yard or scrap (2) 2-7/8" squares, cut once diagonally  (6) 1-7/8" squares, cut once diagonally  (1) 3-1/4" square, cut twice diagonally 
Light	1/8 yard or scrap (5) 1-7/8" squares



Instructions:

1. Create the half-squares by stitching Dark triangles to large Medium triangles along the long side. Press seams toward the Dark triangles. Make (4) units.
2. Stitch (2) square-in-a-square blocks by stitching the smallest Medium triangles to (2) opposite sides of (2) Light squares, overlapping the edges approximately 3/8". Press to the outside. Stitch (2) Medium triangles to the other sides of the square, again, slightly overlapping the edges. Press to the outside. Make (2) units. 
3. Create the side rows by stitching the half-square units from Step 1 to each side of a square-in-a-square unit from Step 2, as shown. Press toward the half-square blocks. Make (2) rows. 
4. The center row is pieced in diagonal strips using Light squares and small and Medium triangles. Begin at the bottom, by stitching a small Medium triangle to one side of a Light square. Press toward the Medium triangle. Stitch a second small Medium triangle to the left side of the square and a medium-sized Medium triangle to the right side of the square, as shown. Press toward the Medium triangles. Make (2) units. 

Continued, next page...

Matthew, the first book of the New Testament, is one of four Gospels, telling the store of Jesus Christ. Matthew, together with Mark and Luke, is considered a synoptic (seeing together) gospel, because the three books have so much in common.

Stitchin' Tree Quilts

Toll free 877-239-3655

www.stitchintree.com

Please contact us if you find an error in this pattern or have difficulty following these instructions.


© 2012 Stitchin' Tree LLC Woodbine, Iowa. All Rights Reserved.
Limited reproduction rights may be granted in accordance with contract terms.



FREE PATTERN


47 Matthew (Five Crosses)

Pattern for 6" finished block — All seams are 1/4". Pressing directions are indicated.



Instructions, continued:

5. Piece the next diagonal strip by stitching a Medium triangle to the left side of a Light square and a Medium triangle to the right side of the Light square as shown. Press toward the Medium triangles.
6. Stitch the three diagonal strips from Steps 4-5 together, matching seams. Press seams open.
7. Stitch the rows together, as shown. Press seams open.



Stitchin' Tree Quilts

Toll free 877-239-3655

www.stitchintree.com


Please contact us if you find an error in this pattern or have difficulty following these instructions.

© 2012 Stitchin' Tree LLC Woodbine, Iowa. All Rights Reserved.
Limited reproduction rights may be granted in accordance with contract terms.



FREE PATTERN


47 Matthew (Five Crosses)



This is Block 47 of a 73 block series representing the 39 books of the Old Testament, 7 books of the Apocrypha, and 27 books of the New Testament. I chose to name the blocks after books of the Bible as a testament to my faith. I call the finished quilt "Bible Studies." Whether Catholic or Protestant, I hope each block will have a special meaning to the quilt maker. For me, reviewing the books of the Bible recalled many of my favorite bible stories and passages. I include a bit of Bible history for each block. I have used, as a reference, the New Oxford Annotated

Bible with the Apocrypha, Revised Standard Version, 1977, an Ecumenical Study Bible.

The lap quilt shown at right is one of three possible settings for the Bible Studies blocks. In this setting, Genesis is constructed (4) times for the outer border cornerstones.



Matthew writes of five discourses of Jesus: The Sermon on the Mount, Instructions for missionary disciples, the Parables of the kingdom of God, Sincere discipleship, and The end of this age. I chose Five Crosses to represent the book of Matthew because of his noteworthy inclusion of what Jesus said and did.

Stitchin' Tree Quilts

Toll free 877-239-3655

www.stitchintree.com

Please contact us if you find an error in this pattern or have difficulty following these instructions.

© 2012 Stitchin' Tree LLC Woodbine, Iowa. All Rights Reserved.
Limited reproduction rights may be granted in accordance with contract terms.

