



Craig L. Heilman, CPPO, CPPB,
C.P.M.
Procurement & Contract Specialist

Quick Facts

14 Institutions in Oregon

- General Fund Budget: \$1.6 B
- Inmate Population 2016: 14,539
- Cost per inmate per day: \$94.55
- Average Intakes per month: 430
- Average Releases per month: 411

ODOC WILLAMETTE VALLEY



Oregon State
Penitentiary
Salem 2106



Oregon State
Correctional
Institution
Salem 874



Mill Creek
Correctional
Facility
Salem 282



Columbia River
Correctional Institution
Portland 561



Santiam
Correctional
Institution
Salem 480



Coffee Creek
Correctional Facility
Wilsonville 1654

ODOC EASTERN OREGON



Deer Ridge
Correctional Institution
Madras 767



Two Rivers
Correctional Institution
Umatilla 1862



Snake River
Correctional
Institution
Ontario 3030



Warner Creek
Correctional Facility
Lakeview 487



Eastern Oregon
Correctional
Institution
Pendleton 1723



Powder River
Correctional Facility
Baker City 343

ODOC COASTAL

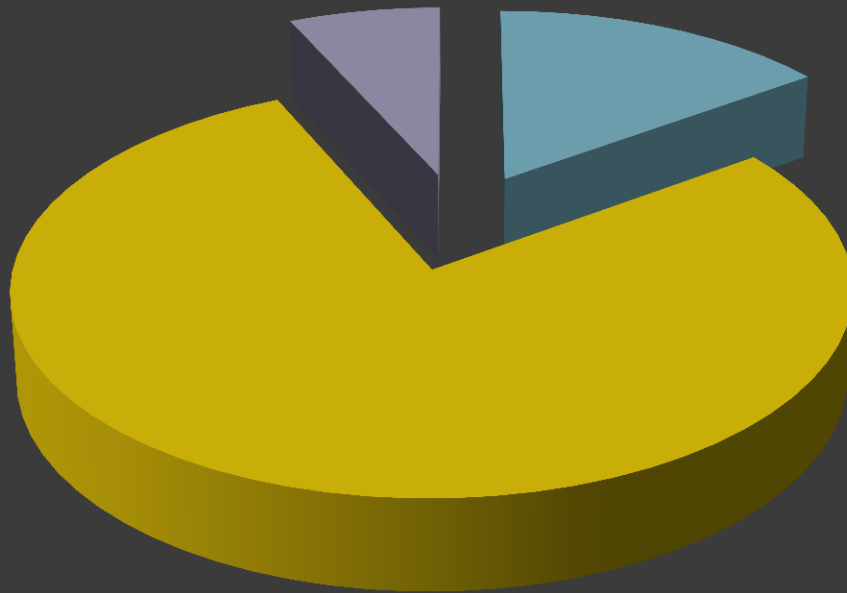


Shutter Creek
Correctional
Facility
Coos Bay 291



South Fork Forest
Camp
Tillamook 197

Distribution of Spend



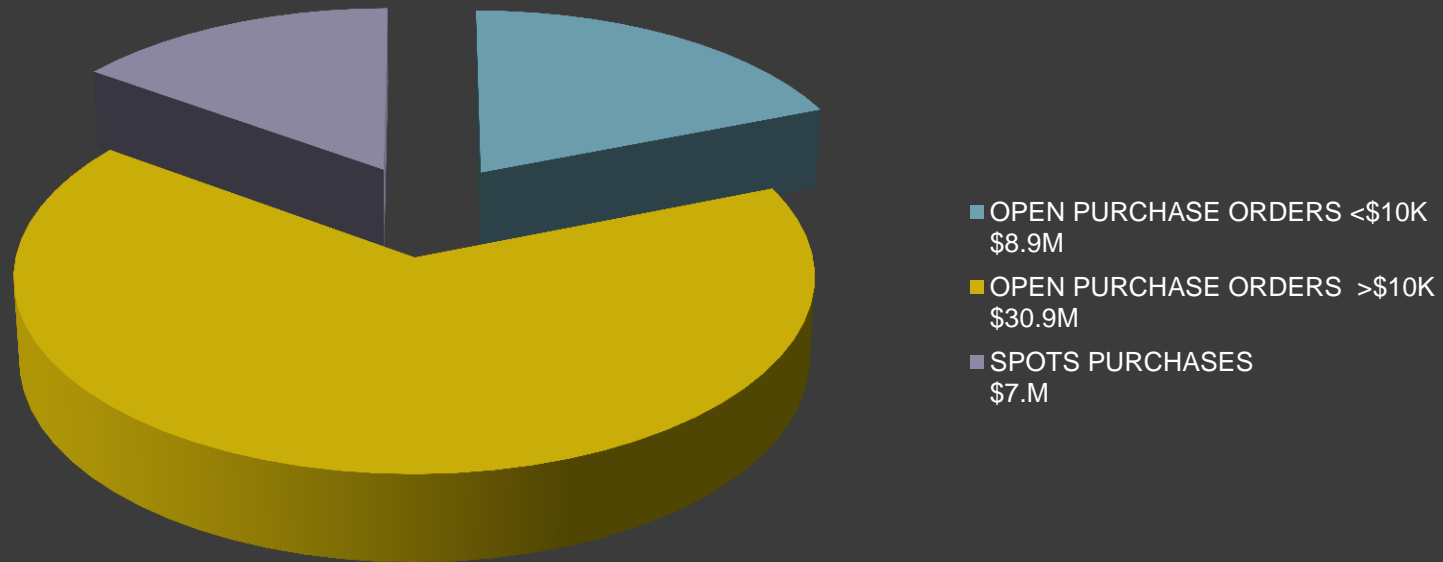
■ FOOD \$35.4M

■ GOODS & SERVICES \$184 M

■ MENTAL HEALTH \$15.8M



Open Market Purchases



FOOD

Feed 14,539+ inmates 3 x day = 43,617 daily meals



2013-2015

Food Spending

- Oregon Vendor Food Spend: \$15,787,331.00
- Non-Oregon Vendor Food Spend: \$19,206,271.00
- Total Food Spending: \$34,993,602.00

Oregon Vendors 46% (42%)
Non-Oregon Vendors 54% (57%)

Annual Recurring Food Opportunities

| | | |
|-----------------|----------------|--------------|
| ● Ground Beef | 240,000 pounds | \$297,000.00 |
| ● Beef Patties | 200,000 pounds | \$272,000.00 |
| ● Cheese | 315,000 pounds | \$375,000.00 |
| ● Potatoes | 382,000 pounds | \$269,000.00 |
| ● Rice | 97,000 pounds | \$151,000.00 |
| ● Beans(dried) | 500,000 pounds | \$196,000.00 |
| ● Dry Cereal | 143,000 pounds | \$128,000.00 |
| ● Peanut Butter | 120,000 pounds | \$109,000.00 |
| ● Ketchup | 18,000 cases | \$188,000.00 |

Current Opportunities

- ◎ White Rice 160,000 pounds
- ◎ Tomatoes, diced 80,000 pounds
- ◎ Chicken legs 160,000 pounds
- ◎ Vegetables 120,000 pounds
- ◎ Trio-Pack of sliced chicken/beef/ham 120,000 pounds

Goods and Services



2013-2015

Goods & Services Spending.

| | |
|----------------------------|-------------------------|
| Oregon Vendors: | \$61,275,174.00 |
| <u>Non-Oregon Vendors:</u> | <u>\$122,766,905.00</u> |
| Goods/Services Total: | \$184,042,079.00 |

Oregon Vendors 34% (51%)
Non-Oregon Vendors 66% (49%)

Public Works & Public Improvements



Public Improvement Budget

| | |
|----------------------------------|----------------|
| Deferred Maintenance | \$9.7 M |
| Critical Systems Upgrades | \$4.0 M |
| Capital Improvement | \$2.7 M |

2013-2015

Public Improvement Spending

| | |
|---------------------------|----------------|
| Oregon Vendors: | \$1,971,162.00 |
| Non-Oregon Vendors: | \$2,695,019.00 |
| <hr/> | |
| Public Improvement Total: | \$4,666,181.00 |


Oregon Vendors 42%

Non-Oregon Vendors 58%

Upcoming Public Improvement Opportunities

| | | |
|-------------------|------------------------------------|--------|
| <u>Lakeview:</u> | Pole Barn | \$190K |
| | Replace panel in Master Control | \$256K |
| | Replace Fire Alarm Sensors | \$51K |
| <u>Salem:</u> | Roof | \$351K |
| | Boiler Upgrade | \$631K |
| | Intercom Upgrade | \$315K |
| | Floor Repair | \$126K |
| <u>Tillamook:</u> | Upgrade Sewer | \$386K |
| | Rebuild road and stabilize erosion | \$350K |
| <u>Portland:</u> | Replace Roof | \$912K |
| | Walk-in Cooler replacement | \$85K |
| <u>Hermiston:</u> | EVAC (toilets) system upgrade | \$947K |
| | Boiler replacement | \$505K |
| <u>Ontario:</u> | Lighting Panel Upgrade | \$252K |
| | Intercom PA Upgrade | \$351K |
| | UPS System Upgrade | \$947K |

\$7.2 M Statewide Distribution for Public Improvement Projects



| | |
|-------------|--------|
| ■ Lakeview | \$497K |
| ■ Salem | \$2.1M |
| ■ Tillamook | \$736K |
| ■ Portland | \$997K |
| ■ Hermiston | \$1.4M |
| ■ Ontario | \$1.5M |

ODOC Requirements for PWPI

- Insurance. Based on Risk Assessment; \$2M GL, \$2M Auto, WC = most orders.
- Bonding. Payment Performance required for PWPI >\$100K. Possible subcontracting opportunities. (Subcontractor opportunities)
- Supplemental Terms & Conditions (PWPI only).
- Bid bond mandatory for all PWPI bids.

What? Where? Why? How?



Small Purchases; <\$10K

Demystifying with ODOC

- Make Contact!
Be resourceful
Find the point of contact
- Many opportunities are not posted on ORPIN.
- Most orders are <\$10K. = \$8,938,319.00
- SPOTS purchases = \$7,047,402.00.

Intermediate Purchases:

>\$10K <\$150K

Demystifying ODOC

- Invitation to Bid Documents posted on ORPIN.
- Special packaging, delivery requirements, etc.
- Restrictions on clothing for service contracts.

Getting In Getting Out

- ⦿ Requirements for contractors working inside an ODOC Institution:
 - *Security Clearance (LEDS).*
 - *Must be scheduled.*
 - *Accounting for tool & materials.*
 - *Clothing – Cannot dress like an inmate!*

ODOC CHALLENGES

Connecting to:
Service Disabled Veteran Owned Business
(SDVOB).

Convincing MWESB's to get certified.

More competition for “inside” service jobs.



Doing business with Department of Corrections

- Electronically – ORPIN.
<http://orpin.oregon.gov/open.dll/welcome>
- Daily Journal of Commerce. <http://www.djc.com/>
- Direct contact with Institution
- Oregon Department of Corrections Web Site:
<http://www.oregon.gov/doc/pages/index.aspx>

