


Ebsray RC Series – Models RC20 & RC25 Regenerative Turbine Pump for LPG Applications



Model RC25

Design

The Ebsray RC Series Regenerative Turbine Pumps are designed and precision-built for high-pressure transfer of LPG, autogas, propane, and butane.

Applications

- LPG Autogas dispensers, single or two hoses (RC25)
- Industrial dispensing
- Autogas refueling
- Marine dispensing
- Portable tanks
- Cylinder filling
- Forklift refueling
- Direct burner or vaporizer feed

Features & Benefits

- Quiet, vibration-free operation
- Low maintenance, single-stage impeller
- Close coupled to standard NEMA C-face motors. IEC C-face adapters available.
- Simple installation with C-face close coupled mounting
- Versatile 3-port arrangement, self-venting design
- Bypass valve connection port direct on pump
- Balanced mechanical seal, unique cartridge design for simplicity of assembly/maintenance
- Throttle bushing for secondary sealing

Assured Quality & Performance

ISO 9001 Quality System assures compliance with the high safety and quality standards demanded by the LPG industry

Pumps are listed by Underwriters Laboratories for LP-gas service.



Ebsray RC Series – Models RC20 & RC25

Regenerative Turbine Pump for LPG Applications

Maximum Operating Limits

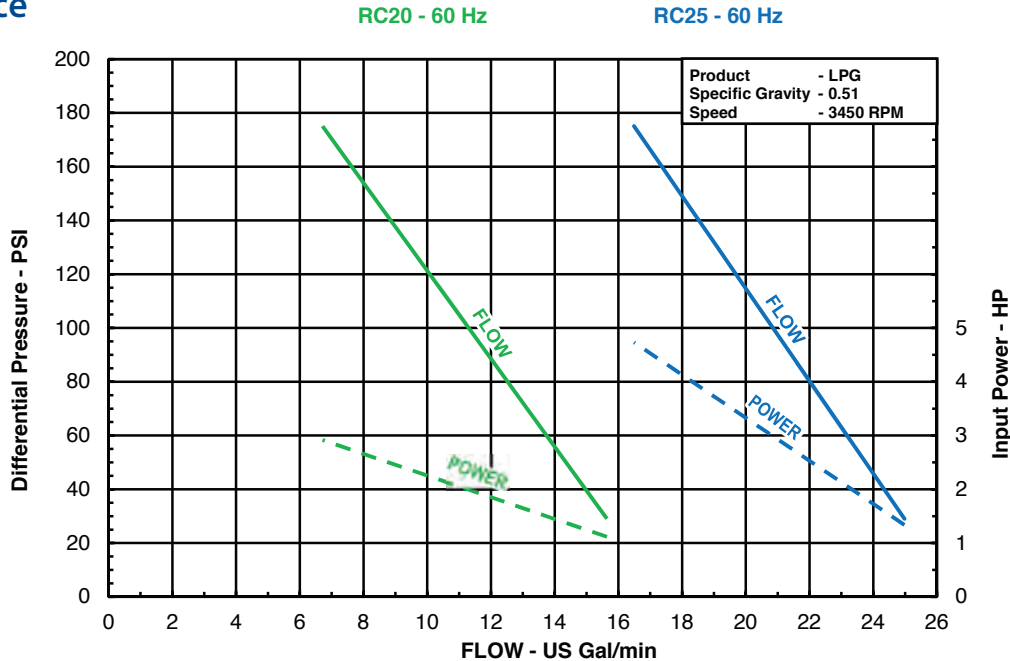
Pump Model	Flow Rate (at 3,500 rpm)		Differential Pressure (at 3,500 rpm)		Hydrostatic Test Pressure		Power		Pump Speed	Weight	
	gpm	L/min	psi	bar	psi	bar	HP	kW	rpm	lbs	kg
RC20	15	58	175	12	1,015	70	2.9	2.2	3,500	43	19.5
RC25	25	94	175	12	1,015	70	4.8	3.6	3,500	43	19.5

Porting:

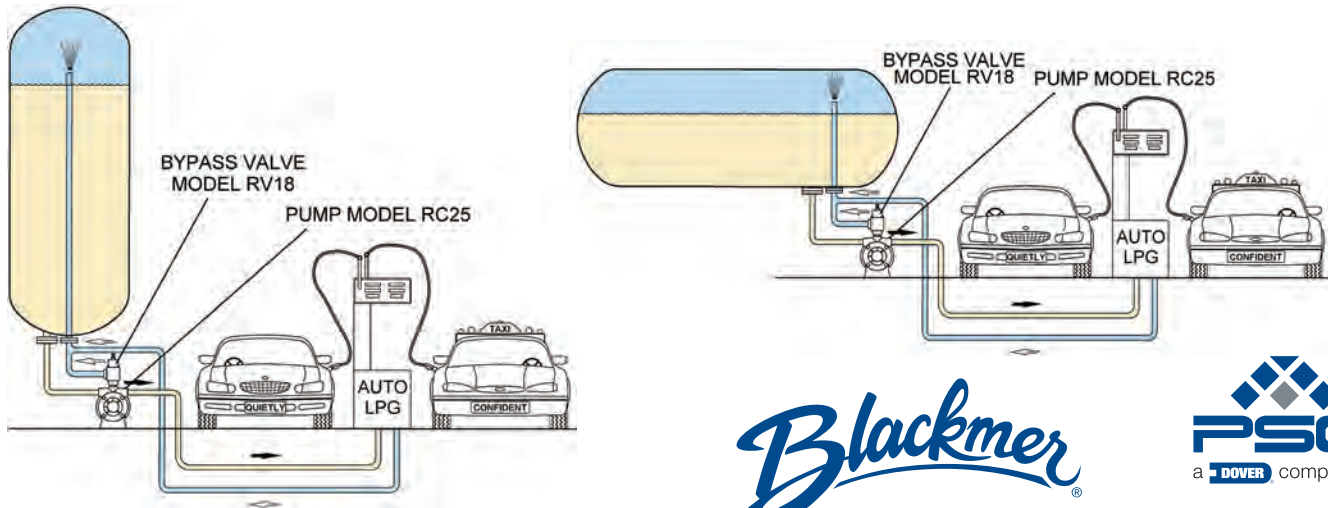
Inlet: NPT 1" 90° and/or 180°

Discharge: NPT 1" 90° and/or 180°

Performance



Typical Installations



Blackmer

PSG
a DOVER company

551-001

GAS EQUIPMENT COMPANY, Inc.

SINCE 1937



Atlanta GA
(800) 241-4155
Kansas City MO
(800) 821-5062

Dallas TX
(800) 821-1829
Little Rock AR
(800) 643-8222

Fayetteville NC
(800) 447-1625
Orlando FL
(800) 821-0631

Houston TX
(800) 334-7816
Richmond VA
(800) 368-4013

Indianapolis IN
(800) 241-1971
St. Louis MO
(800) 423-4685

www.gasequipment.com

email: info@gasequipment.com