

Everything You Need to Know: JogNog.com

User Name: _____ Account Email: _____ Password: _____

1

Assign Quizzes to Your Class and Invite Students

- Sign in at www.JogNog.com
- Click the Class tab and then the "Create class" button
- Select the quizzes you want to assign, click the "Create class" button
- Give the Class Code (looks like "RRNCFYH") to your students
- Have them enter the class code:
On the web, in the "Join class" box
On mobile devices, in the "Search" box

2

Change Your Assigned Quizzes

- On www.JogNog.com, click the Class tab
- Click the Action button, then "Add Quizzes" or "Remove Quizzes"
- Click "Save class" or "Remove Quizzes"

3

View Student Progress and Grades: GradeBook

- On www.JogNog.com, click the Class tab
- Click the blue icon under Grade Book
- View the legend and see who's not started, started, and completed with their score
- By default, you see students' permanently-recorded first scores
- Click "Most Recent Score" to see students' most recent scores
- To see scores for a quiz you've removed, just add it back to the class

Legend

- 90 - 100%
- 70 - 89%
- 0 - 69%
- Started
- Not Started



See Where Students Are Struggling: Questions Report

- NEW!**

- [illegible]

☐ Conduction ☐ Electromagnetic ☐ Radiation ☐ Convection

How to Use JogNog: Short Tutorial Videos





















- [Using JogNog to Individualize Student Instruction](#)
- [Using JogNog to Enhance Study Skills](#)
- [Using JogNog to Create a Fun Class Competition - by Jim Britton, Science Teacher](#)
- [Using JogNog as a Filler Activity](#)
- [How to Use JogNog in the Paperless Classroom](#)
- [How to Use JogNog on the iPad for Automated Assessment](#)
- [Getting Started in JogNog for FREE](#)
- [Using JogNog to Activate Student Learning](#)
- [Using JogNog to Teach and Reinforce Common Core Standards](#)

JogNog Motivates Students to Learn

-

To Upgrade a Tower Badge to Full Color

- ## The JogNog Leaderboard Motivates Students

- | My success | | | |
|--|-------------------|--------|---|
| 
 | Lifetime points | 2,278 | |
| | Coins | 76,611 | |
| | | | |
| Points leaders | | | |
| <input type="radio"/> Today <input checked="" type="radio"/> All time | | | |
| | | | |
| 
 | KrisC | 2,278 |  |
| 
 | middlebrookm
1 | 13,110 |  |
| 
 | stacia
2 | 11,570 |  |
| 
 | jbritton
3 | 9,438 |  |
| 
 | fakar
4 | 9,199 |  |
| 
 | megzyy
5 | 8,503 |  |

8 Ways Teachers Use JogNog

Competitions motivate students to learn more, faster, better.

- "Beat the Teacher" – A teacher challenged his students to try to beat the number of correct answers he could achieve within one week. The teacher is now one of our top all time players. The students who beat him were thrilled and won homework passes.
- "Beat Mrs. Marshall's Class" – Two 8th grade teachers placed their classes in a friendly competition. Which class could answer the most questions correctly over two weeks? The winning class got bragging rights and a trip to the local ice cream parlor. Can you guess whether the teachers or the students were more competitive? (Answer: The Teachers.)
- "Jeopardy" – A 5th grade teacher split her class into teams who had to decide on answers to quiz questions projected on a white board. The excitement of this Jeopardy-style, friendly competition was palpable (and noisy!). The kids loved it and built their teamwork skills.

Give your students every chance to succeed

- "Play til You Get the Grade You Want" – A technology teacher told his students: "Your grade is up to you and I want you all to get 'A's. Here's how you can do it." They could either take the assessments just once or keep playing, watching their grade rise with their knowledge level. Even normally poor students learned more and increased their scores.

Homework assignments are easily monitored with JogNog's Grade Book.

- "Homework Helper" – A teacher simplified homework by assigning quizzes Monday and checking the online Grade Book for completion. By Friday, of 106 students only 6 weren't done. A quick email home got 5 of the last 6 to completion with little effort required by the teacher to grade or track down the slowpokes.

JogNog is a fast and easy way to create assignments.

- "Prepare for Substitute Day" – A teacher out for professional development found it very easy to tee up quizzes for that week, which students could do with the substitute teacher.
- "Sponge Activity" – A 2nd grade teacher's field trip to a wolf sanctuary was unexpectedly cancelled. To make good use of the extra time, she had students create their own quiz questions on wolves. She compiled the questions into a JogNog classroom quiz and students felt real pride of ownership in the questions they had created.

JogNog reports facilitate individual instruction.

- "Teachable Moments" – A teacher used JogNog's Questions Report to find areas where students were struggling. While the students worked on their iPads, she wandered the room with a small whiteboard, swooping in to deliver personalized instruction.

How Much is JogNog for My School?

\$99.99/teacher - all classes, all students, all quizzes, all year. Or \$9.99/month.
Free Trial? www.JogNog.com/free8. Visit the store in our app or at www.JogNog.com.
Bulk discounts available upon request: Sales@JogNog.com

- **Balefire Labs** "Top Rated" Education App 2014
- National Science Teachers Association Recommended Technology App 2012
- The featured review app on Amplify and Kuno tablets



The JogNog Science Challenge

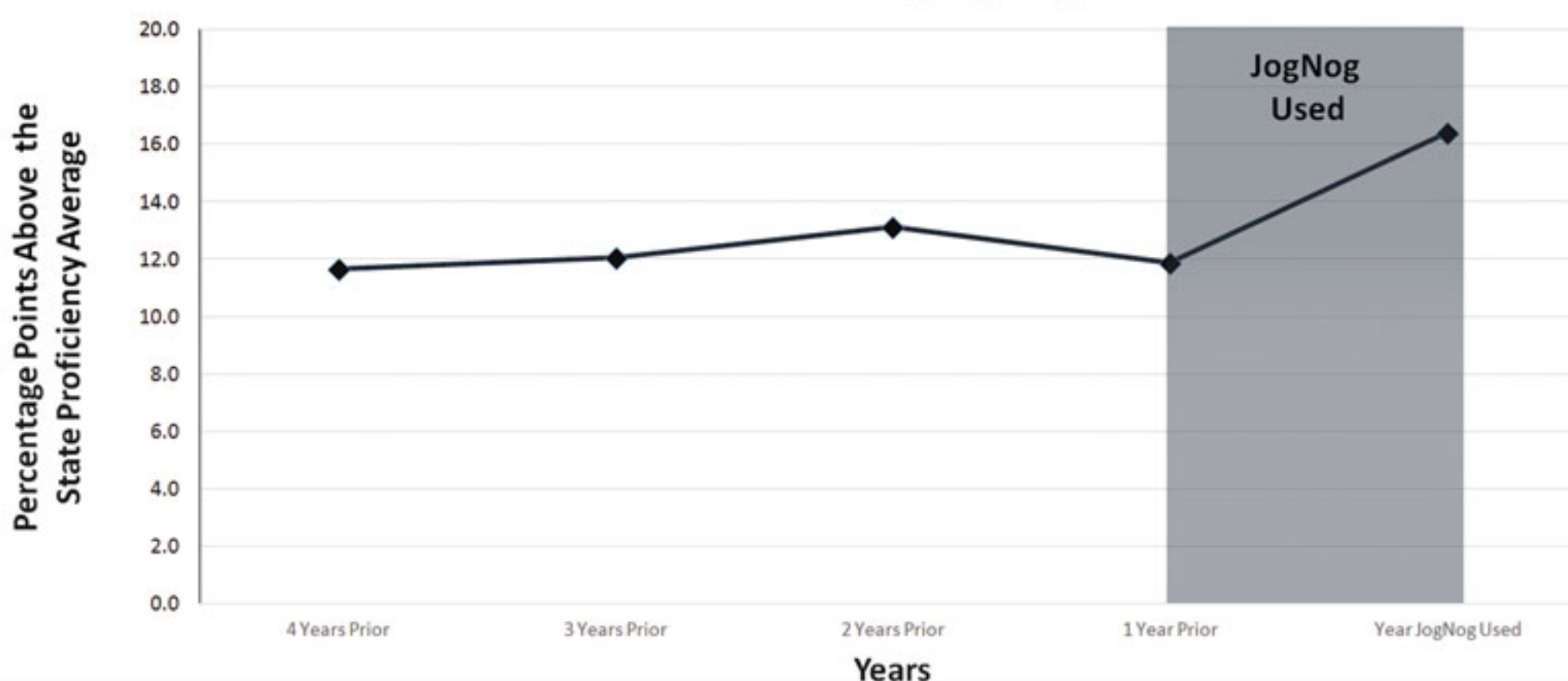
Full science curriculum and fast, effective preparation for standardized tests:

- Pre-Assessments for Earth & Space, Life Science, Physical Science, and Technology/Engineering
- Full science curriculum in 30-question quizzes, each mapped to one state standard
- Ace That Test for test-taking tips and techniques
- Review quizzes with released questions from Massachusetts MCAS tests

Students who reviewed 150 or more JogNog questions saw a 3.5% Proficiency increase

For more information: <http://www.jognog.com/press/2013JSCResults-1Page.pdf>

**Proficiency of 15 Schools On State Science Assessment
Before and After Using JogNog**



FAQ - Frequently Asked Questions

• How do teachers typically use JogNog?

Teachers assign a JogNog quiz for each standard they cover - either in class or for homework.

• How do students use JogNog?

Students answer questions to earn badges and a place on the leaderboard or compete with their classmates.

• What curriculum standards are covered?

The JogNog quizzes are aligned to the Common Core for Math and ELA, and the Massachusetts Curriculum Frameworks for Science and Social Science.

• What grades are covered?

Grades 2-8 are fully covered. There is also substantial content for High School.

• What do the numbers on the Nog badges mean?

With every 100 questions you answer, your badge number goes up.

• How do I join a Class?

The Class owner can give you a Class Code that you can type into the Search box in the JogNog app or in the "Join class" field on JogNog.com Home page.

FAQ - Frequently Asked Questions (cont.)

- **How do I find my Class?**

Go to the Quizzes screen. All Classes that you have joined or created are listed at the top.

- **Why create a Class?**

Teachers create Classes to guide their students to play specific quizzes and then use JogNog reports to view student performance.

- **How do I create a Class?**

Tap on a quiz that you'd like to add to your Class, then tap the Share button.

- **How do I look at reports for my Class?** Reports are available on www.JogNog.com. Login with your username and password and go to the Class screen, then click on the Grade Book or Questions Report icon next to your Class.

- **What if my student lost his or her password?**

A password reminder will be sent to the email address of the user account and also, for players under 13 years old, to the guardian's email address. We recommend entering the teacher's own email address as the guardian's so that the teacher will be able to reset the student's password if necessary.

- **How do I enter my school name?**

Go to the Settings screen on the app or the Home page on JogNog.com

- **What is your discount pricing for schools?**

Please contact us for school and district-wide discount pricing. Send an email to: SchoolSupport@JogNog.com

Rules

- Your points are based on how many questions you have answered correctly (each unique question gives one point).
- You earn coins every time you complete a level in a Quiz Tower. However, you only get a point the first time you answer a question correctly.
- Coins can be spent to purchase extra time when answering questions or to upgrade Towers.

Home

- Your User Name is at the top right of the screen. Click on it to go to the My Account screen, where you can change your name, user name, password, or e-mail address.
- Type your school name on the My Account screen to search the JogNog school database for your school. Your school name is displayed on the leaderboard of any competitions between schools!
- Your lifetime points are displayed on the right. That's how many different questions you've answered correctly in JogNog quizzes!
- Coins can be earned by completing levels in Quiz Towers. Coins can be spent to purchase extra time when answering questions or to upgrade Towers.
- Next to your name under Points Leaders is the Nog Badge you've earned. Every time you answer 100 questions, your badge number increases!
- Along with each player's name, that player's badge and most recently completed Quiz Tower are listed.
- See a Tower that you like? Tap a player's Tower Badge to play that Quiz Tower and earn it for yourself!

My Towers

- Any Quiz Tower that you have played will appear in My Towers.
- Click any Tower Badge to see it in more detail.
- After you have completed the Quiz you can use coins to upgrade the Black Tower to a Grey or Color Tower.

Quizzes

- Quizzes are organized by grade and subject.
- The first level of every Quiz is always free. Every review tower is free.
- After the first level, you will need one or more credits to continue playing, unless you are in a class that has purchased a Teacher Pack.

Class

- All of the classes that you have created or joined are displayed on this screen.
- Click on the name of a class to see the Quizzes that it contains.
- Click on the Grade Book icon to track your students' performance. Any student who has started a Quiz Tower will have a black square below that tower. Any student who has completed a tower will have his or her grade displayed. You can toggle between the students' first scores and their most recent scores by clicking the appropriate circles.
- Click on the Questions Report to see the most frequently missed questions in your class. You may filter this list by Quiz Tower or by student by using the appropriate boxes.
- Click Action to invite or remove students, add or remove quizzes, to rename your class or edit its description, or to delete the class altogether.
- If you are a member of a class, rather than a teacher, you can only see reports for your own performance. Also, the only "Action" available to you is to remove yourself from the class
- If you remove a student, or if a student leaves a class, the student's grade book information will be preserved, and will appear again should the student rejoin the class.
- If you are a teacher, you can purchase a Teacher Pack if your account is associated with a school-affiliated email address. A Teacher Pack allows every one of your students to play every quiz on JogNog for the duration of the subscription.

Viewing a Quiz Tower

- Each of the Quiz Tower levels is displayed as a row of grey bricks. The upper levels have locks next to them; they can only be unlocked by playing the levels beneath them.
- As you play, the bricks will change colors: green means correct, red means incorrect.
- Click Share to add this Quiz Tower to a JogNog Class. This will let you have your own JogNog Leaderboard!

Quiz Mode

- In Quiz Mode, you have a certain amount of time to correctly answer questions.
- Each time you correctly answer a question that you haven't given the right answer to before, you will earn one point. Earn lots of points to move up the Leaderboard!
- Get extra time for 50 coins by tapping the plus sign.
- Leave a comment on a question by tapping the pencil or "Comment".

Flashcard Mode

- Certain Quiz Towers have Flashcard Mode available if they are played on a mobile device. Flashcard Mode is a more relaxed study setting that allows you to practice learning without pressure from time or scores.
- Flashcard Mode cannot be played on the JogNog web site.

Questions?

Email us at: info@JogNog.com

