

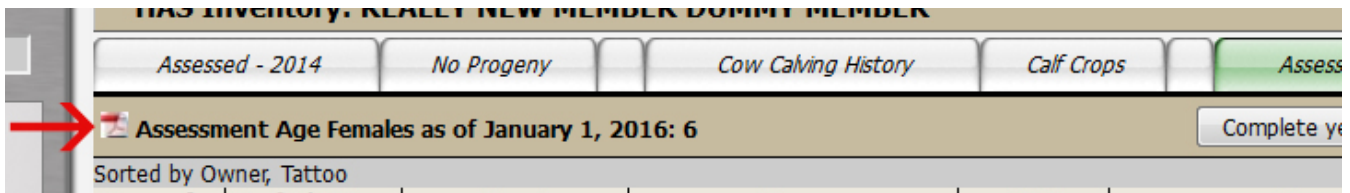
Completing Herd Assessments Online




Annual Herd Assessments (HAS) are due each year on March 15th, or following business day if this date falls on a weekend, on all females that are 13 months of age or older as of January 1. To remain a member in good standing both your annual dues and annual herd assessment must be paid. AGA rules state that the member that owns the assessment age female as of January 1 is responsible for the current year herd assessment.

Please remember to complete assessment on your entire herd.

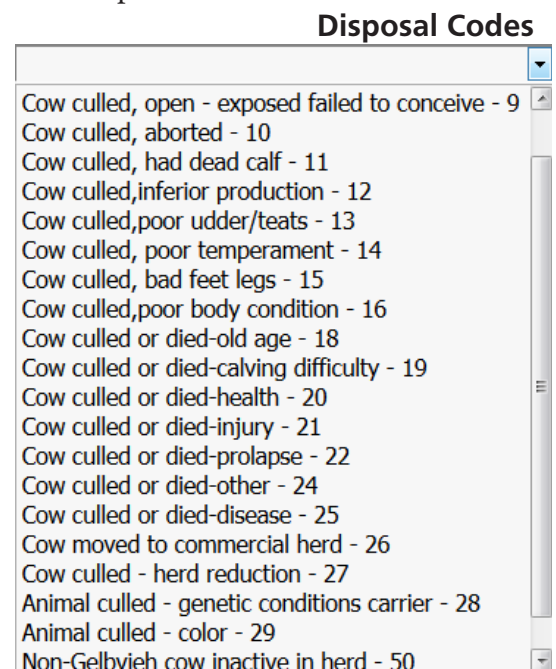
Step 1: Dispose of females that have left the herd.

1. Under the My Account menu go to Herd Mgmt then Inventory.
2. Click on the Assessment Age tab.
 - Make sure the year is set for the current HAS year (2016) on the top right hand side of the header.
3. This will bring up a list of all the assessment age females in your herd. You can sort this list by any of the headers on the top of the screen.
 - If you wish to print a list of these females for your review prior to completing the assessment click the PDF icon to the left of the Assessment Age Females header. This list will print in tattoo order.



4. On the right hand side of the screen you will see three icons under the header “Reported Info/Update Options”.
5. To dispose of a female click the trash can icon  to the right of that females information. A drop down box will appear with available disposal codes.
6. Click on the appropriate disposal code from the list. (see box on below)
7. After it displays correctly, click the green check mark  to set this disposal code or the red X  to undo and start over.

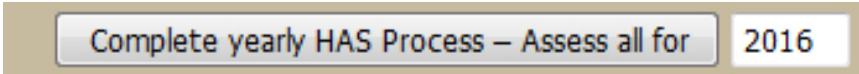
If you have a non-AMGV registered female (Angus, Red Angus, Simmental etc.) that is not going to have a current year calf recorded with the AGA you can use the “50” code to remove her from this year’s inventory. Use this for example for a PB Angus cow that is bred for a PB Angus calf for this coming year. On Jan 1 of next year the “50” code will be removed and she will show up in subsequent inventories. If she permanently has left the herd please remove her with a standard disposal code to take her off the books permanently.



AGA Registry Service

Step 2: Process assessment

1. After you have disposed of all the females, the top left hand side of the header will display the total of your assessment age females.
2. To complete the process then click the button labeled “Complete yearly HAS Process - Assess all for 2016”. This will assess all the females that are displayed on the screen in one step.



If you need to assess an individual female simply click the 2016 button next to each individual female you wish to assess.

Step 3: Payment

1. After you have clicked complete yearly HAS process a window will pop up regarding your payment options.
2. You will then be redirected to the Account tab where you can then enter credit card information to make payment on your Herd Assessment.
3. If you wish to pay by check please send an email to info@gelbvieh.org stating you wish to pay by check.

Access to the online system will be suspended until payment is received if not made at the time the assessment is completed.

If you need assistance completing Herd Assessments, please contact the AGA office at 303-465-2333 or email info@gelbvieh.org.