



WALLGOLDFINGER

FACTORY TOUR





In business since 1971, WallGoldfinger moved into its current, state-of-the-art factory in Randolph, Vt., in 2012. The spacious factory boasts bright open spaces, high-tech equipment, superior ventilation, energy efficient lighting, heating and equipment, and the best furniture makers in the business.

THE FACTORY

CLICK ON A DEPARTMENT NAME ABOVE TO VISIT OR KEEP SCROLLING

OFFICE

WallGoldfinger's open space design office features high ceilings, huge windows, private meeting spaces and, of course, gorgeous furniture. Departments are grouped for efficiency and communication, including sales, estimating, purchasing, engineering, illustration, project management and more.

[BACK TO MAP](#)



ESTIMATING

Those interested in purchasing furniture from WallGoldfinger receive a detailed cost estimate. As a primarily custom furniture manufacturer dealing with diverse materials from around the world, WallGoldfinger's estimators seek current and exact costs of materials to determine accurate pricing up front.




[BACK TO MAP](#)



CONCEPT ILLUSTRATION

Concept illustrators use Maya software to create photo realistic images of a client's furniture design. These illustrations are sent with price estimates to help clients visualize exactly what they are purchasing.

[BACK TO MAP](#)



PROJECT MANAGEMENT

Every project, regardless of its size, is assigned to a dedicated project manager who will be a client's resource from the moment the sale has been made throughout its engineering, construction, installation and warranty.



[BACK TO MAP](#)



ENGINEERING

WallGoldfinger's experienced engineers create detailed Solidworks drawings that, after approval by clients, woodworkers use to build the furniture exactly as the drawings specify.

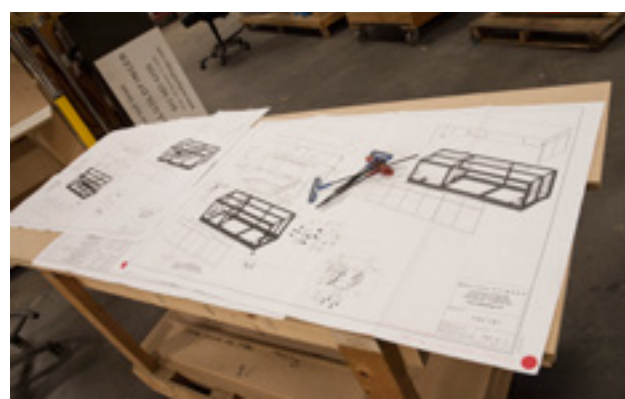
[BACK TO MAP](#)



WOODWORKING

Using detailed SolidWorks drawings created by in-house engineers, woodworkers create furniture in a vast array of shapes and sizes utilizing diverse materials and modern furniture-making techniques.


[BACK TO MAP](#)



veneer

The veneer department uses thin slices of tree species from around the world to create beautiful patterns that are glued together and then glued atop core materials to create stunning surfaces. All veneer work is done in-house by a professional team in a moisture-controlled environment, and then sanded and finished to perfection.

[BACK TO MAP](#)



CNC

Two high-tech computer numerical controlled routers allow detailed cutting of custom shapes, such as curved edges and cut-outs for technology.

[BACK TO MAP](#)



FINISHING

Veneer and more is finished to perfection through the use of stains, sealers and toners as well as catalyzed lacquer, urethane and polyester top coats in a spacious department. Four spray booths provide state-of-the-art ventilation.

[BACK TO MAP](#)



REASSEMBLY

After finishing, furniture is reassembled prior to shipping to ensure the fit and function meets WallGoldfinger's high standards for excellence.

[BACK TO MAP](#)



SHIPPING

Furniture leaves the factory bound for points across the country. The shipping department ensures not only safe delivery but that shipping containers and trucks accommodate city loading docks, elevators and more.

[BACK TO MAP](#)

