

All About Yarn Weekly Update Jan, 20, 2016

Thank you for supporting *All About Yarn*, your LYS! –Rox

www.allaboutyarn.biz allaboutyarn@hotmail.com 763-785-4900

<http://www.ravelry.com/people/allaboutyarnshop>

Oh my that was a long streak of very cold weather and I'm glad it's over. I'm at that age when my average body temperature is several degrees warmer than it used to be, so I don't wear sweaters as much as I used to. But with this bitter cold I did get a chance to wear all my sweaters that I have made over the years and was very glad to have them as well as all my other knitted outerwear for my head, hands and neck.



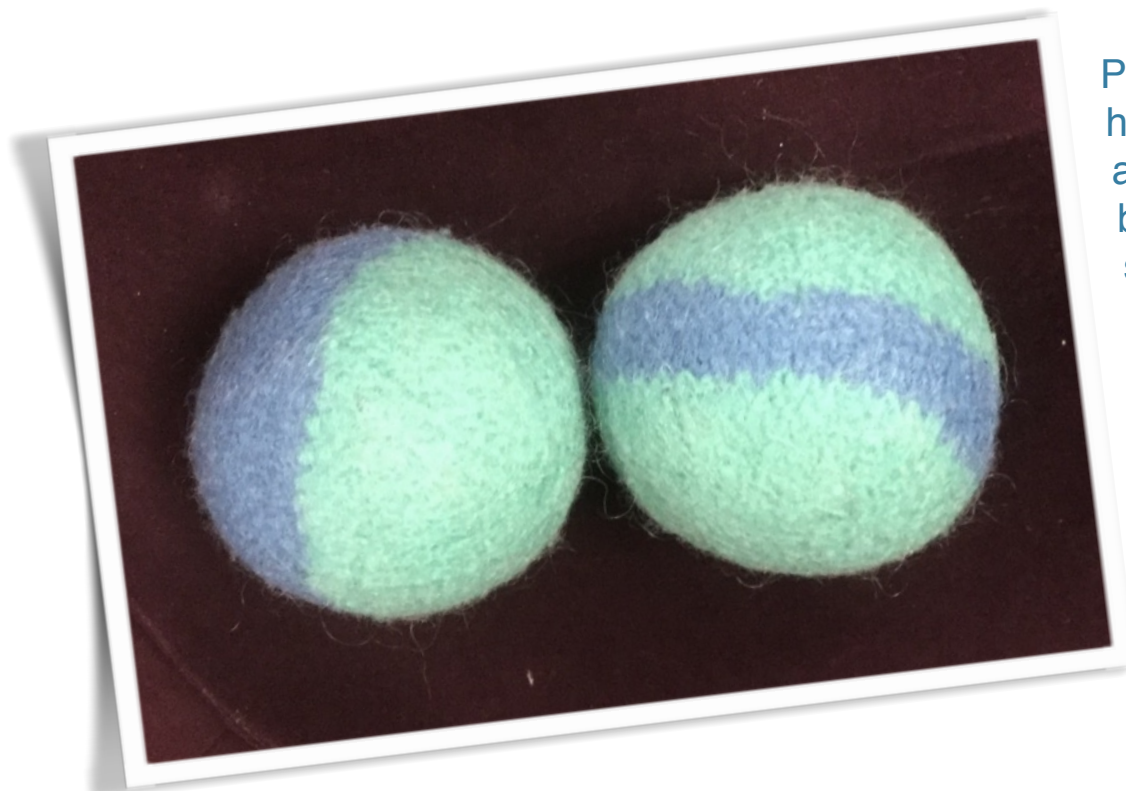
I also just finished a cowl that I've been knitting on since just before Christmas. It's an easy mindless knit and the third one I've made using this pattern. I used Dream in Color Classy with Cashmere and knit this to match some fingerless mittens and a new coat that I bought last season. The pattern is called the Duotone cowl with a fun striping pattern but I did it all in one color way as you can see. Below in the "Show & Tell" section there is a picture of one using two colors per the pattern was written.

<http://www.ravelry.com/patterns/library/duotone-cowl>

The "Wine and Cheese Night" is filled and sadly I've turned at least 10 of you away and as much as I hate to do that we only have so many chairs. Look for another one next month.



Paula found a new simple hat pattern called the *Conversationalist* and whipped it up at the request of her daughter-in-law to match a cowl that she gave her using a Frabjous Fibers worsted weight colorpack. She used the same yarn for this hat <http://www.ravelry.com/patterns/library/conversationalist>



Paula also has been knitting her own dryer balls for years and lately these are becoming the rage at the shop...much better for the environment too. A quick and easy project that also makes a great gift. *Free pattern available at the shop.*



Susan loves making and wearing fingerless mittens as much as I do and finished another pair using our easy pattern from the shop with just one skein of Ambiente. So many fun colors to choose from with this yarn.

And a week later than expected...due to arrive at the shop tomorrow, Thursday morning at 11am...our favorite yarn...Madelinetosh.



“Show & Tell”

Thank you for letting me take pictures of your finished projects each week...your willingness to share inspires others!



Sunday Cheryl P. has a couple of keepers here...a bubble cowl using Madelinetosh merino light and a football scoreboard cowl representing the Wisconsin Badgers 2015 football season that she knit with Simplicity.


<http://www.ravelry.com/patterns/library/bubble-wrap-cowl-2>

Below, Jenn finished her stockings that she knit for her family just before Christmas and then brought them in last week for a photo.

And Sunday Rebecca used Madelinetosh dk in two different color ways for the Duotone cowl.



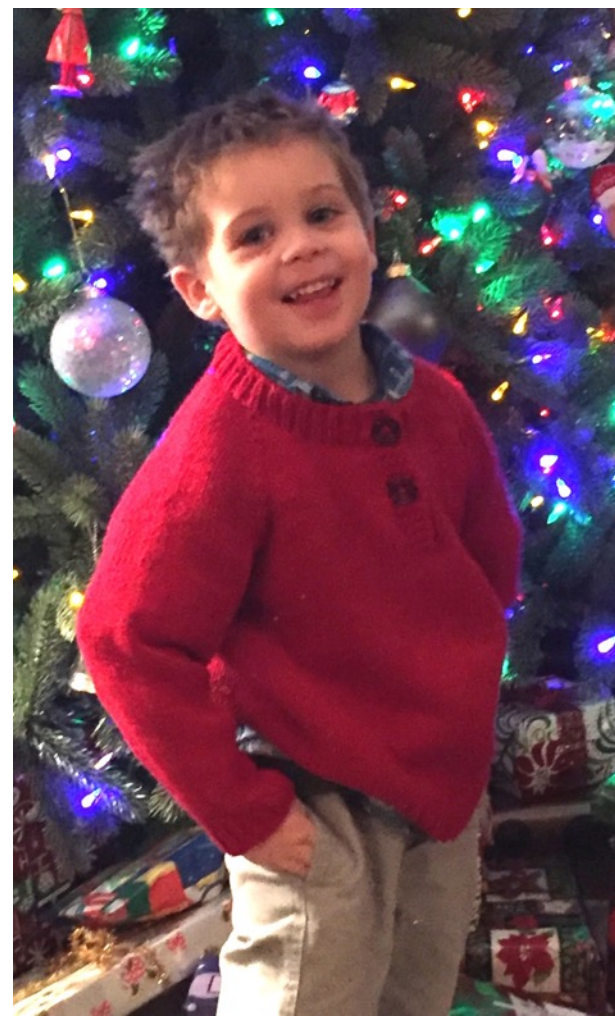
<http://www.ravelry.com/patterns/library/duotone-cowl>





Thursday morning Arlis knit the Advent scarf during the Christmas season, a wonderful keepsake from 2015!

Thursday night Robyn finished a sweater for her grandson just before Christmas and this picture made it worth all the work! She used Simpliworsted and a Knitting Pure & Simple pattern.



Tuesday morning Terri used our long standing fingerless mitten pattern in two different Madelinetosh dk colors.



And Thursday night Samar is all smiles with her hat in ASAP and cowl in dk from Madelinetosh, all patterns available at the shop.

