



WOODWAY

Product Catalog

Panel Screen · Lattice · Deck Squares · Post Caps · Deckrail · Post Sleeves · Paneling



LWO
CORPORATION



The Woodway Story



Built by Professionals

In 1980, tired of the inferior materials available to their remodeling business, a group of professional contractors founded LWO Corporation, producers of the Woodway product line. They were determined to develop well-designed wood products that were durable, easy to install and beautiful to look at.

Cover below: Catalina Estate Lattice by C. Ely, NC.

Cover left: Moderna Panel Screen, Lair Hill, Portland, OR.

Cover right: Irvington Deckrail, Stair Rail, Post Sleeves & Post Caps by Architect Stephen Polakous. Seabrook Construction, general contractor. Steve Trygstad, photographer.

Catalog design by Spot Color Studio.

Uncompromising Quality

LWO's high standards resonated with professional contractors throughout the United States and the business soon took off. As LWO grew, they were often asked to compromise quality to increase revenues. The founders refused. Their original philosophy of putting quality above all other considerations when designing products has earned them a nationwide reputation as designers and manufacturers of superior wood products for the home and garden.

The Commitment Continues

LWO is dedicated to seeking out sources of high-quality lumber grown and harvested using sustainable, environmentally-responsible forestry practices. As a measure of this commitment, LWO has made efforts for nearly a decade to source lumber that is third-party certified as being managed and harvested in an environmentally responsible fashion.

Environmental Sustainability

Western Red Cedar is the primary species used in Woodway products. The species offers proven environmental sustainability in addition to bringing warmth, longevity and authenticity to any project. WRC, as it is often referred to, has the lowest environmental impact when compared to other materials, such as brick and fiber cement.

Studies have shown WRC to be a carbon neutral component of the construction process, helping projects achieve a wide range of certification goals. The environmental benefits have been recognized by the USDA and other independent bodies. The species is harvested from managed forests in the Pacific Northwest US and British Columbia.

Deckrail Warranty

LWO Corporation warrants that for 10 years from the date of purchase, Woodway Architectural Deckrail products will be free from defects in material or workmanship, if finished and installed according to manufacturer's instructions. This warranty is limited to Woodway Architectural Deckrail products. For more details on the warranty visit our website at www.woodwayproducts.com or call 800-459-8718.

No Call Backs

The bane of the contractor's existence: Call Backs. Nobody likes them. They cost time, money and are a hassle. You don't want them. We don't want them. We understand your needs and we build our products with "No Call Backs" in mind.



**LWO
CORPORATION**


P.O. Box 17125
Portland, OR 97217
800-459-8718
503-286-5372
FAX: 888-283-7661

www.woodwayproducts.com




PANEL SCREEN

Space definition and screening with a modern aesthetic.



LATTICE

The Industry Standard for quality. No other lattice on the market is built to the exacting, rugged standards of Woodway Lattice.




DECK SQUARES

Add warm and inviting wood to virtually any outdoor surface.




POST CAPS

Woodway's wide selection of classic post caps are built to last and designed to complement every architectural style.




DECKRAIL

The architectural standard for authentic wood railing. Five distinctive patterns, each installable in less than 12 minutes per section. Highest quality craftsmanship to satisfy the most discerning customer.



POST SLEEVES

Woodway Quick Clad Post Sleeves are designed to quickly upgrade the appearance of posts with a professional, finished look.



PANELING

Solid wood plank paneling from Woodway is the choice of serious professionals and homeowners alike. Every single piece in our generous range of species and sizes is hand-inspected for quality.



Woodway Products

When it comes to wood, looks matter.

Fortunately, at Woodway, we're in the business of making wood products that not only perform well, but make you look good, too. Our company was founded by craftsmen like you. We know that your customers want a high level of craftsmanship and quality design at an affordable price. We help you make them happy.

You can't afford call backs, so every single product we make is inspected for quality before it leaves our plant. Designed for easy installation, the complete Woodway product line makes it easy to do quality work.

*Right: Cedar Irvington
Deckrail, Architectural
Stair Rail and Post Caps.*



*Above: Cedar
Deck Squares*

*Right: Custom-built
entryway using Cedar
Lattice, Post Sleeves, Post
Caps and Architectural
Deckrail.*





The Greenest of the Green.

Building products manufacturer's have long been touting their green credentials; shooting off quick stats, reciting well-rehearsed sound bites and doing their best to generate buzz in the hope that their product will be elevated to that ideal state associated with hybrid cars and programmable thermostats.



Top: Cedar Privacy Lattice with Frame Mould.

Bottom: Finished Cedar Privacy Lattice & Architectural Deckrail.

Here at LWO, we approach environmental sustainability differently. If you have had the chance to get to know us, you will surely agree that our approach to the environment is just about as trendy as our office dress code. There are few sound bites used by our salespeople, fewer press-releases with green headlines, and virtually no opposition to the fact that our fleet vehicle is an extended-cab pickup truck.

Our approach to the environment stems, instead, from our love of the outdoors and our respect for all that is natural. As a number of our founders grew up in Portland in the 70's, jaunts down the Willamette River and treks into Forest Park were considered almost to be a birthright, an essential aspect of who we are. This appreciation of the natural world, combined with an independent spirit, is a guiding element in pretty much everything we do. Lately, we have been asked by customers to jump on the bandwagon and proclaim our 'green-cred' a bit. After a little apprehension, we capitulated to their requests. Here are a few areas in which LWO contributes to a healthier planet.

BioFuels: LWO has generated more than 20,000 tons (BDT) of biofuel from wood waste over the past ten years. The vast majority of our total wood waste is reused for heating, drying and as an alternative to fossil fuels in generating electricity.

Recycling: In addition to our company-wide recycling program, we have donated sawdust and chips for use as mulch in re-vegetation projects and in a single year we sold 137 tons of wood particles for use as compost and playground chips.

Better Blades: Our in-house filing shop critically manages saw kerfs to maximize wood recovery and minimize waste. We process an estimated 200 blades per week depending on the season. In addition, having the sharpest blades reduces power consumption and allows for smaller, more efficient motors to be used on our machines. By sharpening our blades in-house we prolong their life, keep them out of landfills and eliminate transportation needs.

Water Management: By installing the latest electronic controls for cooling our saw blades, we consume the least amount of water possible to get the job done.

Fewer VOC's: We use very few volatile organic compounds, which is good news for our nearby rivers and local water supply. Over 90% of our finishing treatments and the majority of our adhesives contain little or no VOC's.

Material Recovery: Our entire cutline operation serves to recover usable wood from material that is otherwise under-utilized. Many of our products incorporate material from this process.

We hope this information is helpful in providing an inside look at what we at LWO are doing to serve the environment we love. If you have questions, including specific product information, feel free to contact us.



MODERNA


PANEL SCREEN

Style & Function Prominently Aligned

Creates privacy and space definition. Applications include deck, patio screening, interior room separation and fencing.

- Privacy screening with aesthetic appeal
- Space definition for outdoor living, deck, patio, fencing and more


- Heavy duty, kiln-dried and sanded Clear Western Red Cedar, Mahogany and Redwood
- 100% glued and stapled intersections
- Interior/exterior use
- Stainless steel fasteners
- Naturally rot resistant



Right: 4x6' Moderna panel screen

Below Left: Panel screen incorporated into porch design

Below Right: Panel screen installed as deck railing





*Top & Middle Left:
Architectural
specification
of panel screen.
Architect: Blake
Middleton FAIA;
Photography:
Paul Bonnar*

*Middle Right
& Lower Right:
Panel screen
for outdoor
living areas*

*Lower Left:
Panel screen
as fence topper*



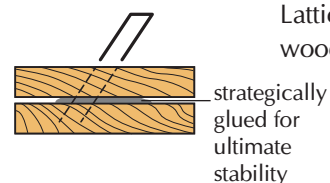


QUALITY ENGINEERED LATTICE

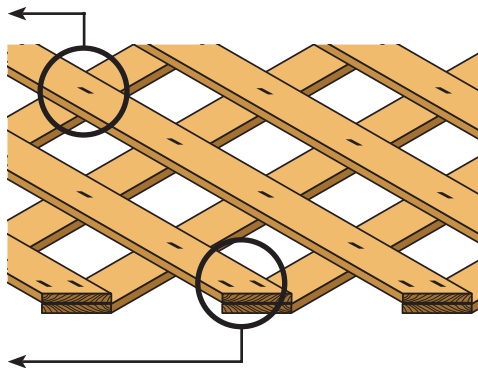
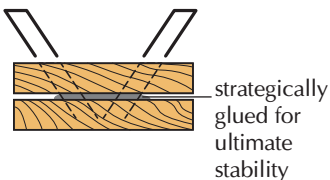
- Add a new dimension to your projects with Woodway Lattice, the industry standard for quality.



Quality lattice is Woodway's most renowned product. As former contractors, the founders wanted durability, style and craftsmanship ... and they didn't want to have to come back after the job was finished to replace inferior products. Woodway Lattice is opposed-angle stapled for maximum wood-holding contact and the angle is reversed



30° angle double stapling provides extra strength at edges



at alternate lath intersections. Fasteners in Clear grade Cedar and Redwood are glue-coated stainless steel; all other grades use 18 gauge, electroplated, galvanized and glue-coated steel fasteners to resist rust and improve holding power. Fasteners are set flush or slightly countersunk, parallel to the wood grain and their points do not protrude through the face. In addition, all 4' wide panels are glued along at least four (4) joint lines with industrial adhesive to improve panel integrity and strength.

Our founders' ideals have resonated with contractors throughout the United States. LWO's refusal to compromise and a continued emphasis on putting quality ahead of other considerations has paid off. Woodway Lattice is the best selling premium grade lattice in the United States.

Lattice Grades

Choose the Lattice for Your Project

Woodway Lattice is available in Clear, No. 1, and Select grades and a variety of wood species. Western Red Cedar, Redwood, Douglas Fir and Mahogany lattice offer natural rot and pest resistance. Treated ACQ is also offered in a number of styles. Most

styles of Woodway lattice are sold in 4' x 8' sheets, while smaller sized sheets are also available. See the SKU table on page 14 for specific offerings.

■ Clear Grade

The finest wood lattice on the market. Our Clear grade lattice is made entirely of smooth-sawn clear lath. An occasional bird's-eye or pin knot is permitted, but no holes, wane, splits or stains are allowed. These panels are assembled with glue-coated stainless steel fasteners to eliminate rust stains.



Clear Grade Lattice



Range of Acceptable Wood

■ No. 1 Grade

Made of carefully pre-graded, smooth sawn lath to ensure fine appearance and consistently well manufactured, durable panels. These lattice panels contain a proportion of clear lath, but allow sound knots and other minor wood defects. These panels are assembled with glue-coated galvanized fasteners. stainless steel upgrade is available with additional charge.



No. 1 Grade Lattice



Range of Acceptable Wood

Select No. 2 and Better Grade

A structurally sound lattice, made of pre-graded lath, which may have some characteristics that make it unsuited to installations where top appearance is a major factor. Does not permit characteristics that would significantly reduce

structural integrity. This is the grade of lattice most seen in building materials outlets where price is promoted. This grade of lattice is tagged without the Woodway logo.




Patterns & Spacing

Classic Lattice

No job or application is ever the same. Spacing needs, lighting control and design preferences vary from project to project. Whether you need privacy

or garden spacing in square or diagonal design, Woodway Classic Lattice has you covered.



Square Privacy Lattice

1 1/2" lath width (+/- 1/16"),
1 15/16" nominal openings (+/- 1/8")



Square Garden Lattice

1 1/2" lath width (+/- 1/16"),
2 1/2" nominal openings (+/- 1/8")




Diagonal Privacy Lattice

1 1/2" lath width (+/- 1/16"), 1 7/8" nominal openings (+/- 1/8")



Diagonal Garden Lattice

1 1/2" lath width (+/- 1/16"), 2 3/4" nominal openings (+/- 1/8")



Diagonal Privacy Plus Lattice

1 1/2" lath width (+/- 1/16"), 15/16" nominal openings (+/- 1/8")


Estate Lattice

Every now and again you'll get a job that calls for something unique in the way of lattice. Our Estate Lattice might be just the solution. These elegant, classical and enduring patterns add distinction to any project, indoors or out.



Monterey

Lath widths: 2 1/2" (+/- 1/16") large lath, 11/16" (+/- 1/16") narrow lath. Multiple opening sizes.
Species: Western Red Cedar, Redwood




Catalina

Lath widths: 2 1/2" (+/- 1/16") large lath, 11/16" (+/- 1/16") narrow lath. Multiple opening sizes.
Species: Western Red Cedar, Redwood

Douglas Fir Estate Lattice Features

- Kiln dried and moulded lath for a smooth, finished look
- Interior/Exterior versatility
- Assembly with glue and stainless steel brads, so that even the back side of the panel is virtually blemish free.
- Douglas Fir is proven tough in long-term testing*

Right: Douglas Fir Estate Lattice application



Cape May

Historically accurate, Ultra-private
1 7/16" lath width (+/- 1/16"), 1 9/16" nominal openings (+/- 1/8"). Species: Clear Douglas Fir



Newport

Wide-slat aesthetic
2 7/16" lath width (+/- 1/16"), 2 3/8" nominal openings (+/- 1/8"). Species: Clear Douglas Fir



Rockport

All-purpose privacy upgrade
1 7/16" lath width (+/- 1/16"), 2" nominal openings (+/- 1/8"). Species: Clear Douglas Fir

* As documented in "Comparative Durability of Untreated Wood in Use Above Ground" by T.L. Highley; USDA Forest Service, Forest Products Laboratory, Madison, WI.



SKU Availability

Available panels listed by product SKU number.

			4' x 8' Panel				2' x 8' Panel		1' x 8' Panel	
Spacing	Species	Grade	Standard	Medium Duty	Heavy Duty	Jumbo	Standard	Heavy Duty	Standard	Heavy Duty
Diagonal Pattern	Garden (less shade)	Cedar	Clear	810.1075		810.1130				
		Cedar	#1	810.1070		810.1125		810.1000		810.1050
		Cedar	Select & Btr	810.1080		810.1135		810.1820		
		Redwood	#1	810.1205		810.1255				
		Redwood	Select All Heart & Btr			810.3013				
		Redwood	Select & Btr	810.1215		810.1800		810.1165	810.1835	
		Mahogany	Clear			810.2057				
		Treated ACQ	#1*	810.3218	810.1177	810.3221		810.3220		
		Treated ACQ	Select & Btr*	810.3228	810.1159	810.3233				
		Painted	#1		810.1184					
		Whitewood	#1		810.1171					
		Whitewood	Select		810.1014					
	Privacy (more shade)	Cedar	Clear	810.1095		810.1145		810.1010		810.1065
		Cedar	#1	810.1090		810.1140				810.1060
		Cedar	Select & Btr			810.1812				
		Redwood	#1	810.1225		810.1265		810.1169		
		Redwood	Select All Heart & Btr			810.3015		810.3016		
		Redwood	Select & Btr	810.1790		810.1806				
		Mahogany	Clear			810.3330				
		Treated ACQ	#1*	810.3219	810.1208	810.3225		810.3222		
		Treated ACQ	Select & Btr*	810.3230	810.1166	810.3234				
		Painted	#1		810.1218					
		Whitewood	#1		810.1207					
		Whitewood	Select		810.1163					
	Privacy Plus (most shade)	Cedar	Clear	810.3215						
		Cedar	#1	810.3209						
		Treated ACQ	#1*	810.3335						
Square Pattern	Garden (less shade)	Cedar	Clear	810.1110		810.1150				
		Cedar	#1	810.1106		810.1151				
		Cedar	Select & Btr			810.3079	810.3392			
		Redwood	#1			810.1807				
		Mahogany	Clear			810.2059				
		Treated ACQ	#1*	810.3235	810.1222	810.3236				
		Treated ACQ	Select & Btr*			810.3081				
		Painted	#1		810.1224					
	Privacy (more shade)	Whitewood	#1		810.1219					
		Cedar	Clear	810.1115		810.1156				
		Cedar	#1	810.1114		810.1154				
		Cedar	Select & Btr			810.2055				
		Redwood	#1			810.1275				
		Redwood	Select & Btr			810.1928				
		Mahogany	Clear			810.2058				
		Treated ACQ	#1*	810.3237	810.1228	810.3238				
		Treated ACQ	Select & Btr*			810.3082				
		Painted	#1		810.1243					
		Whitewood	#1		810.1227					

* Treated with ACQ to .250 or refusal

SKU Availability

Available panels listed by product SKU number.				4' x 8' Panel	4' x 6' Panel*	3' x 6' Panel**
Pattern	Species	Grade		Heavy Duty	Heavy Duty	Heavy Duty
Estate Lattice	Monterey Estate (less shade)	Cedar	#1		810.1200	810.3097
		Redwood	#1		810.1336	
	Catalina Estate (more shade)	Cedar	#1		810.1217	810.3098
		Redwood	#1		810.1334	
	Newport	Moulded, Kiln-Dried Douglas Fir	Clear	810.1120 (Extra Thick Panel - 1 1/16")		
	Rockport		Clear	810.1123 (Extra Thick Panel - 1 1/16")		
	Cape May		Clear	810.1126 (Extra Thick Panel - 1 1/16")		
	Panel Screen – Moderna Pattern	Cedar	Clear	810.1209	810.1203	
		Mahogany	Clear	810.1258	810.1259	
		Redwood	#1		810.1337	

*Monterey & Catalina Estate Net Dimensions 4'x6': 71 3/4 x 46 7/8 "

**Monterey & Catalina Estate Net Dimensions 3'x6': 71 3/4 x 35 3/4 "

Lattice Dimensions

Style	Available Panel Sizes (nominal)	Spacing Availability	Grade Availability	Thickness* (at lath intersections)
Standard Diagonal	1'x8', 2'x8', 4'x8'	Garden, Privacy, Privacy Plus	Clear, #1, Select	3/8"
Standard Square	4'x8'	Garden, Privacy	Clear, #1, Select	3/8"
Medium Duty Diagonal	4'x8'	Garden, Privacy	#1, Select	5/8"
Medium Duty Square	4'x8'	Garden, Privacy	#1	5/8"
Heavy Duty Diagonal	1'x8', 2'x8', 4'x8''	Garden, Privacy	Clear, #1, Select	13/16" (11/16" Mahogany)
Heavy Duty Square	4'x8'	Garden, Privacy	Clear, #1, Select	13/16" (11/16" Mahogany)
Jumbo Square	4'x8'	Garden	Select	1 1/2"
Estate (Catalina/Monterey)	3'x6', 4'x6'	Monterey, Catalina Patterns	#1	13/16"
Douglas Fir Estate	4'x8'	Cape May, Rockport, Newport Patterns	Clear	1 1/16"
Panel Screen	4'x6', 4'x8'	Moderna Pattern	Clear, #1	13/16" (11/16" Mahogany)

* Net panel thicknesses are: Standard = between .370" – .410"; Medium Duty = between .605" – .645"; Heavy Duty = between .800" – .840"; Mahogany Heavy Duty = between .660" – .700"; Jumbo = between 1.480" – 1.520"



Installation

We recommend securing lattice into a framed opening, using our mouldings (or sandwiching with 3/4" stop) and a bead of construction adhesive. Local codes must be followed particularly with regard to railings on porches, balconies and stairs. Heavy Duty lattice is recommended for such installations.

It is recommended that finishes be applied prior to installation as the numerous openings and intersections of lath make coating application difficult once the panels are in place. Coatings should be applied early to minimize effects of weathering. Cedar lattice will achieve a natural silver patina if left unfinished. Visit wrcla.org or www.fpl.fs.fed.us (Forest Products Laboratory) for more information.



Above: Catalina Estate Lattice.

Specification Writing

Quality at Every Angle

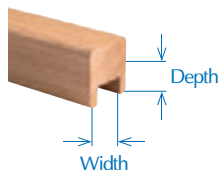
Lattice shall be Woodway Quality Lattice, as manufactured by LWO Corporation, or equal. Lattice shall be graded based on the Western Wood Products Association Lath Grading Rules, consisting of (name one) **Clear grade**, made entirely of smooth-sawn, clear lath, with glue-coated stainless steel staples or stainless steel brads, or **No. 1 grade**, using electroplated, galvanized, glue-coated staples, made from smooth-sawn lath, allowing sound knots.

Lattice shall have lath fastening, augmented by at least four (4) lines of industrial gluing. All lattice shall have alternate, opposed-angle stapling, set parallel with the wood grain, or be fastened with stainless steel brads. Panel edges are opposite, double-angle fastened and panel ends are double fastened. One panel face shall be free of visible fasteners.

Mouldings

Moulding	Moulding Profile	SKU	Lattice Compatibility	Nominal Size	Inner Groove Dimensions (net width & depth)
Cap		Cedar 815.1625 Redwood 815.1650 Treated ACQ 815.3240	Standard	3/4" x 1 1/2" x 8'	1/2"x1/2"
Divider		Cedar 815.1630	Standard	1 1/2" x 1 1/2" x 8'	1/2"x1/2"
Heavy Cap		Cedar 815.1640 Treated ACQ 815.3241	Heavy Duty	1 1/2" x 1 1/2" x 8'	7/8"x1/2"
Heavy Divider		Cedar 815.1645	Heavy Duty	1 1/2" x 1 1/2" x 8'	7/8"x1/2"

Inner Groove Dimensions



HIGH QUALITY DECK SQUARES

www.woodwayproducts.com

Woodway's Deck Square system is attractive, easy to install and comfortable to walk on. It is the only outdoor deck tile crafted from Clear grain, sanded Western Red Cedar with an interlocking plastic base. Deck Squares are an ideal way to add warm and inviting wood to any walking surface, veranda, patio or entry way. It also serves perfectly as a base for potted plants or in any location where improved drainage is needed.

Woodway Deck Squares beat the competition hands down:

- Highest quality construction
- Cedar is lighter to transport than hardwoods, offering an advantage for distribution and superior value for the consumer/installer
- Made in the USA with North American wood
- Product can be transported in an elevator, ideal for urban living environments

Far right, upper: Deck Squares application


Lower left: Deck Squares easy assembly

Lower right: Deck Squares application



Right: Other potential Deck Squares applications, from left to right; pathway and plant base, outdoor living space, entry doormat



	Code	Description	UPC	Carton Qty	Carton Weight	Dimensions
	876.1241	1 X 1 Deck Square Clear, Sanded Western Red Cedar	72116101241-0	10	10 lbs	Net: 11 1/4" x 11 1/4" surface area Overall: 11 3/4" x 11 3/4" x 3/4"



CLASSIC DECORATIVE POST CAPS

- Woodway Post Caps add the finishing touch of class to fences, lamp posts, mailbox posts and deck railings.



*Right: Cedar Acorn Finial,
Far Right: Pyramid, painted*



*Right: Copper Mission Post
Cap available in 4" x 4"
and 6" x 6".*

*Far right, upper: Merlot
Red Glass Cap available in
4"x4" and 6"x6".*

*Far right, lower: Flat Top
Post Cap available in
4" x 4", 5" x 5" and
6" x 6".*



Versatility

Imagine the Possibilities

- Woodway Post Caps are both decorative and protective, preventing decay by shielding the post tops from the elements.

Woodway Post Caps add a finished quality to a variety of outdoor projects. Whether it's a copper-clad top for your mailbox post, white pyramid caps for your picket fence posts or cedar ball finials for the fence, Woodway finishes your project with style.

Solid Glass

Add color to your yard and garden with the radiant beauty of real glass. Woodway Glass Post Caps add elegance to deck, porch or fence posts – even raised garden bed posts. However you use them, they'll finish off your outdoor design with flair. The stunning glass post caps lend design sophistication and colorful appeal to your outdoor living spaces.

Choose from an array of four colors: cobalt blue, amber, olive green and opaque black. Each pyramid shaped cap will enhance your decor with colors chosen to complement the most contemporary and traditional home color schemes. No matter which size or color post cap you choose, you'll be eager to show off your elegantly coordinated outdoor environment.

Hybrid – Form and Fusion

Our fusion of glass and wood creates a remarkably unique look that will enhance the beauty of your yard. The Hybrid Cedar-Trimmed Glass Post Cap is available in an array of four colors. Choose from our signature glass pyramid in cobalt, amber, olive green or opaque black – all set in finely milled Western Red Cedar. The sealed glass barrier is not only aesthetically pleasing, it protects the post from nature's elements.


The Hybrid Cedar-Trimmed Glass Post Cap fits over nominal 4" x 4" structural posts. Try it out and see how a simple decoration such as this can bring awe to the eyes of all who encounter it.



Amber Glass



Decks



Fences



Porches



CLASSIC DECORATIVE POST CAPS

Solar Post Caps

Decorate & Illuminate



Woodway is raising the bar for solar lighting. The Solar Post Caps, in nominal 4x4 and 6x6 sizes, feature a strong, yet subtle light coupled with a German-made amorphous solar panel for improved charge capability. The lamp enclosure is crystal clear, unlike competing caps which use a textured plastic. The result is a beautiful statement, day or night, in any outdoor setting.

Electroplated finish is available in black or copper color. Copper finish incorporates real copper into the finishing process for an authentic look. Synthetic substrate is color-coordinated with the finish to minimize the visibility of blemishes over time.

- Wide area light coverage
- Energy savings from clean, green solar energy
- German-made amorphous solar panel that charges even on cloudy days
- Electroplated finish
- Competitively priced
- 4x4 size fits nominal 4x4 posts
- 6x6 Fits Woodway Post Sleeves & select composites

6x6



4x4



Quality to the Core

We Take No Shortcuts in Making the Finest Post Caps

- All metal-clad caps are supported by a hidden, 1/4" exterior-grade wood base for dimensional stability.

Add a crowning touch to your fences, railings and posts with Woodway's elegant post caps. These sturdy, handsome post caps capture the design sophistication and attention to detail that exemplify the classic architecture of colonial America. Choose from stylish copper-clad designs in both, natural and patina, or solid wood designs in a variety of styles.

Woodway Post Caps are built to last. We use premium-grade, kiln-dried Western Red Cedar, Mahogany, Redwood and treated Hem-Fir. Our blocks and trim skirts are precision-molded for uniformity. Rabbeted joinery provides extra strength and durability. And we don't use metal fasteners, so you don't have to worry about rust marks or wood discoloration. Your next project deserves Woodway.

Classic Post Caps (Partial collection shown)

			
Pyramid	Large Copper Pyramid	Small Copper Pyramid	Patina Pyramid
			
Flat Bottom	Flat Top Copper	Flat Top	Ball Top
			
Cottage Pyramid	Copper Mission Pyramid	White Pyramid	Copper Crown
			
Cottage Flat Top	Contemporary Finial	Ball Finial	Acorn Finial

Premium Solar Post Caps



4x4

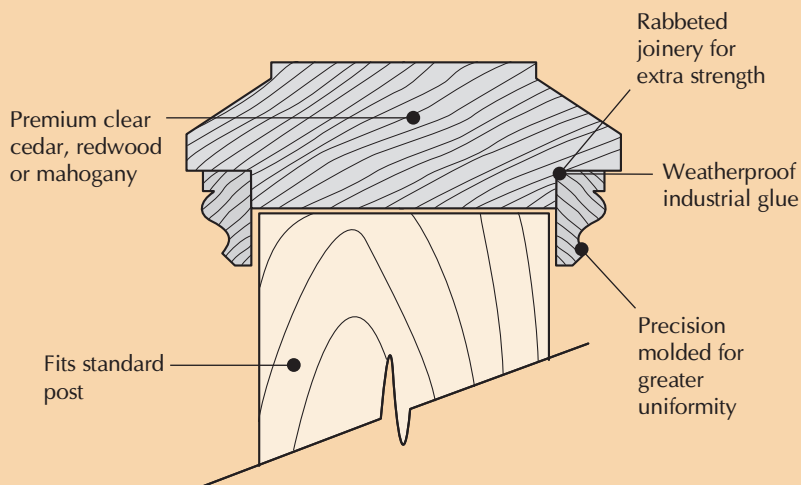


6x6



CLASSIC DECORATIVE POST CAPS

Wood Post Cap Construction



Wood Finishing Instructions


Wood expands and contracts across the grain. To reduce this naturally occurring tendency and prevent potential problems, finish your post caps prior to installation.

Stain Finishing: Immerse wood portion of the cap in quality exterior, penetrating oil, such as Penofin or Cabot's Australian Timber Oil. It is necessary to finish both inside and outside of the cap. Follow coating manufacturer's directions.

Paint Finish: Prime inside and outside of wood cap with alkyd, oil-base primer or stain-blocking acrylic primer. Finish cap with exterior, alkyd oil or acrylic house paint. Two final coats are best.

Real Glass

The deep, rich colors of Woodway's Glass Post Caps will last for generations in the harshest of weather conditions. Made of 1/4" heavy-duty glass, they capture and reflect the daylight and transform ordinary posts into works of art. Add your own lighting to our amber, merlot or cobalt blue glass for extra effect.



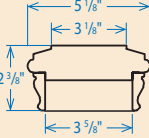
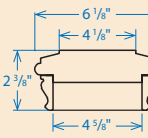
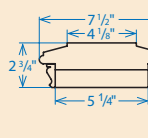
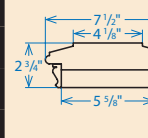
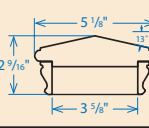
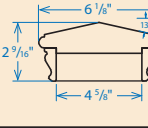
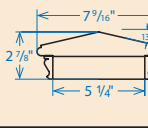
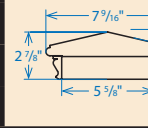
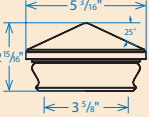
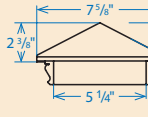
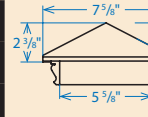
*Merlot Red
Solid Glass*

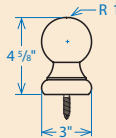
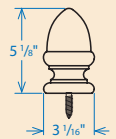
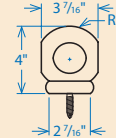
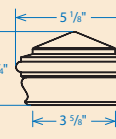
Glass and Hybrid Post Caps

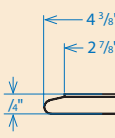
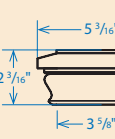
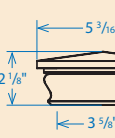
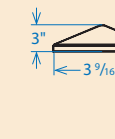


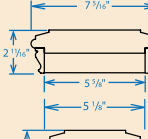
Styles

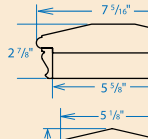
Traditional and elegant, Woodway Post Caps present the perfect finish. With many styles to choose from, Woodway has the perfect post cap for your next project.

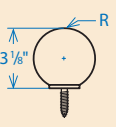
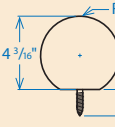
Style		4x4		5x5		Net 5 1/4 x 5 1/4"		6x6	
Flat Top	Cedar		870.1382		870.1838		870.3358		870.1642
	Mahogany		870.1879		—		—		870.3141
	Redwood		870.1894		—		—		870.1889
	Treated		870.2032		—		—		870.3166
Pyramid	Cedar		870.1383		870.1830		870.3357		870.1641
	Mahogany		870.1884		—		—		870.3126
	Redwood		870.1893		—		—		870.1888
	Treated		870.2033		—		—		870.3167
Large Copper Pyramid	Cedar		870.1384	N/A	—		870.3019		870.1669
	Mahogany		870.1883		—		—		870.3127
	Redwood		870.1891		—		—		870.1898
	Treated		870.2039		—		—		870.3078

Style		4x4	
Ball Finial	Cedar		870.1381
	Mahogany		—
	Redwood		—
	Treated		870.2031
Acorn Finial	Cedar		870.1869
	Mahogany		—
	Redwood		—
	Treated		—
Contemporary Finial	Cedar		870.1868
	Mahogany		—
	Redwood		—
	Treated		—
Small Copper Pyramid	Cedar		870.1388
	Mahogany		870.1874
	Redwood		870.1892
	Treated		870.2035

Style		4x4	
Flat Bottom	Cedar		870.1393
	Mahogany		—
	Redwood		870.1897
	Treated		—
Cottage Flat Top	Cedar		870.1391
	Mahogany		—
	Redwood		—
	Treated		870.2037
Cottage Pyramid	Cedar		870.1389
	Mahogany		—
	Redwood		—
	Treated		870.2038
Copper Crown	Copper		870.1845

Style		4x6	
Rectangular Flat Top	Cedar		—
	Mahogany		—
	Redwood		870.1379
	Treated		—

Style		4x6	
Rectangular Pyramid	Cedar		—
	Mahogany		—
	Redwood		870.1378
	Treated		—

Style		Small		Large	
Ball with Lag Bolt	Cedar		870.3212		870.3211
	Mahogany		—		—
	Redwood		870.3213		870.3214
	Treated		—		—



Olive Green Glass



Amber Glass

Post Base Trim Kit



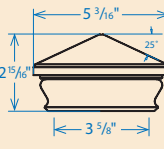
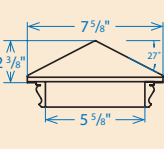
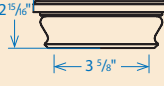
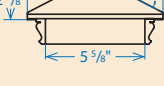
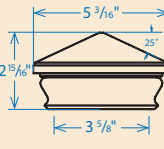
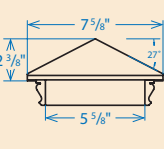
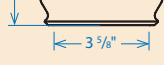
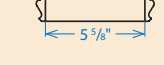
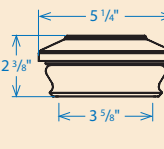
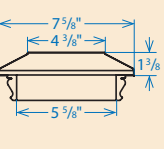
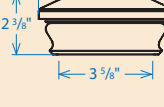
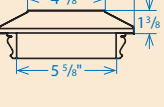
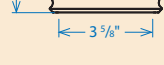
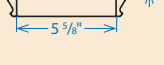
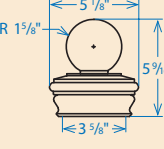
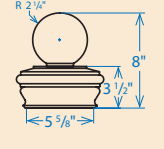
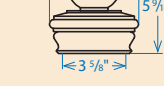
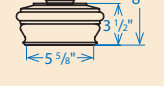

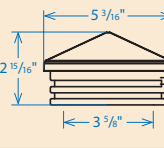
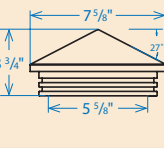
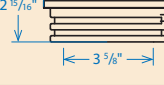
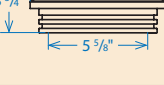
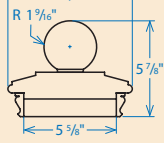
Height: 1 7/8"
Wood thickness or depth: 5/8"

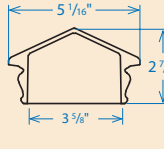
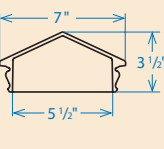
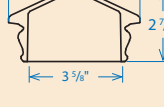
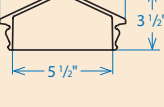
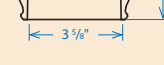



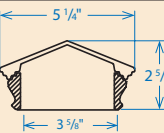
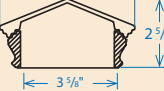
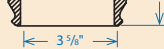
Sized for 4x4 posts:

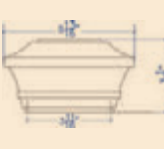
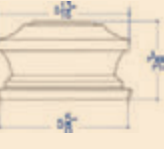


Cedar: 870.3326
Mahogany: 870.3328
4" x 4" Outer width: 4 11/16"
4" x 4" Inner width: 3 11/16"

Sized for 6x6 posts:

Cedar: 870.3327
Mahogany: 870.3329
6" x 6" Outer width: 6 5/8"
6" x 6" Inner width: 5 5/8"

Style		4x4		6x6	
Patina Pyramid	Cedar		870.1668		870.1671
	Mahogany	—	—	—	—
	Redwood		870.2048		870.2049
	Treated	—	—	—	—
White Pyramid	Cedar		870.1839		870.1844
	Mahogany	—	—	—	—
	Redwood		—		—
	Treated	—	—	—	—
Copper Flat Top	Cedar		870.1387		870.3345
	Mahogany		870.1882		870.3347
	Redwood		870.1890		870.3346
	Treated	—	870.2034	—	—
Ball Top	Cedar		870.1392		870.1783
	Mahogany	—	—	—	—
	Redwood		870.1887		—
	Treated	—	870.2036		870.3168
Copper Mission Pyramid	Cedar		870.1824		870.1834
	Mahogany	—	—	—	—
	Redwood		—		—
	Treated	—	—	—	—
Flat Top with 3" Ball	Cedar	N/A	—		870.3131
	Mahogany		—	—	—
	Redwood		—	—	—
	Treated		—	—	—

Glass Post Caps		4x4		6x6	
Solid Glass	Merlot Red		870.1374		870.1380
	Opaque Black		870.3084		870.3206
	Cobalt Blue		870.3085		870.3207
	Olive Green		870.3086		870.3208
	Amber	—	870.3087	—	870.3246
Hybrid (Cedar-Trimmed Glass)	Opaque Black		870.3348	N/A	—
	Cobalt Blue		870.3349		—
	Olive Green		870.3350		—

Solar Post Caps		4x4		6x6	
Solar	Black Finish		870.1107		870.1313
	Copper Finish		870.1038		870.1103

- We created the Woodway Deckrail Series based on two fundamental beliefs: Time is money and quality sells. These beliefs come together in every rail section we create. Installation is incredibly simple and fast. Attention to detail and craftsmanship is exceptional.

Right: Irvington Deckrail and Post Caps.

Below: Architectural Stair Rail assembled to match Laurelhurst Deckrail.

Below right: Council Crest Deckrail.





ARCHITECTURAL


DECKRAIL Series

Quality & Affordability

Uncompromising Craftsmanship at an Affordable Price

Available in clear, kiln-dried Western Red Cedar, the Woodway Architectural Deckrail Series adds refinement and distinction to every outdoor railing project. Manufactured for rapid installation, the

Deckrail system is an incredible timesaver on the jobsite. Your product arrives individually cartoned and ready to install. Woodway's done the hard work; you take the credit and save money.

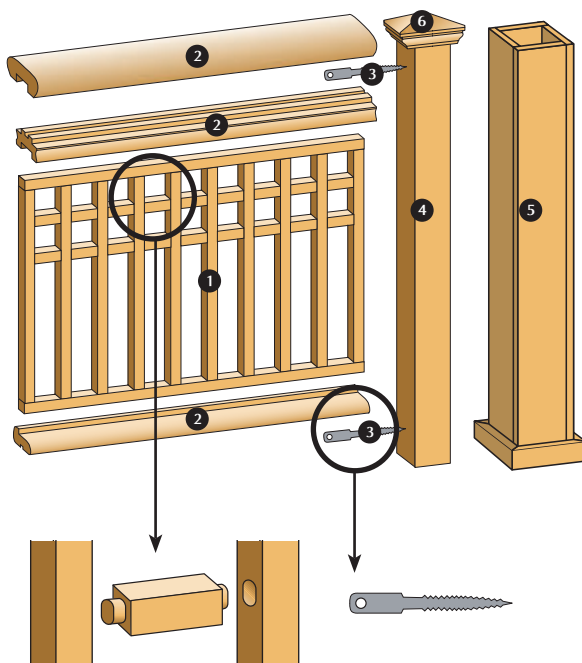


The Woodway Architectural Deckrail Series features pre-assembled railing panels in five patterns. Each pattern is manufactured using mortise and tenon joinery and is secured with urethane glue. The panels are available in net 68 1/2" and 92 1/2" fixed lengths to fit 3 1/2" posts measured on 6' and 8' centers. In a normal installation the finished rail height is over 36".

STAINLESS STEEL LAG-EYE RAIL FASTENER



Our quick and easy Stainless Steel Lag-Eye Rail Fasteners make assembling the posts and panels a snap. The lag-eye fasteners won't stain the wood like ordinary fasteners.



Woodway Architectural Deckrail Series Product Line:

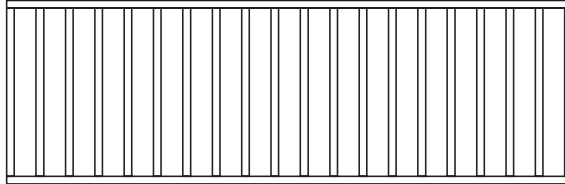
- 1. Panels** – Made from net 1 1/4" x 1 1/4" clear, kiln-dried Western Red Cedar. These panels come in five patterns and two fixed lengths, which can easily be trimmed to other lengths. Each panel is individually cartoned.
- 2. Rails** – Top, sub and bottom rails are packed as a set and are available in either Alameda (top and bottom rails are 1 3/8" x 3 1/4" and sub rail is 1 3/8" x 2 3/8") or Estate (top rail is 1 9/16" x 4", bottom rail is 1 3/8" x 3 1/4" and sub rail is 1 3/8" x 2 3/8"). Both are available in 6' and 8' lengths.
- 3. Lag-eye Rail Fastener** – This 4" stainless steel rail fastener is the system's secret weapon to making installation a snap. Four fasteners and accompanying hardware are packaged with each panel.
- 4. Kiln Dried Post** – Net 3 1/2" x 3 1/2" (nominal 4" x 4") Western Red Cedar in 60" lengths.
- 5. Quick Clad Post Sleeve** – Available in clear, A&Btr kiln-dried Western Red Cedar and clear, kiln-dried Mahogany. Post sleeves come in 40" and 48" lengths, fully assembled and individually cartoned. Our 96" post wrap is available as unassembled cladding. Sleeves fit over nominal 4" x 4" structural posts (not included).
- 6. Post Cap** – Woodway Decorative Post Caps are the perfect complement to the Deckrail Series. See the Post Cap section of this catalog.
- 7. Stair Rail Kit** – (not shown) The kit contains all the parts needed to build a complete stair rail section between your posts and may be configured to all Deckrail panel patterns except Council Crest. The Stair Rail Kit is available in Western Red Cedar in 6' and 8' lengths and comes with very thorough, easy to use instructions.

Additional baluster may be purchased separately.

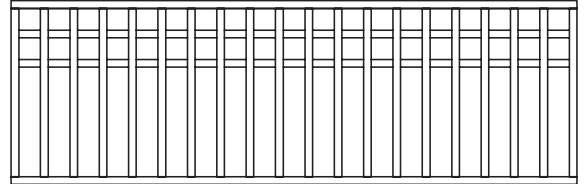
Deckrail Panels

Available Patterns

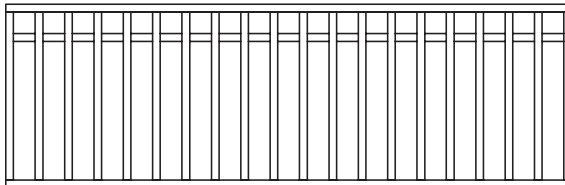
Ladd's Addition



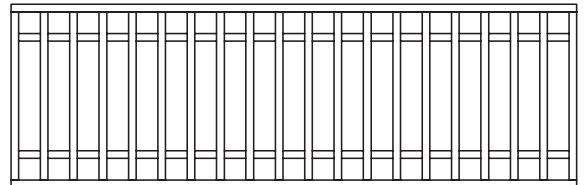
Irvington



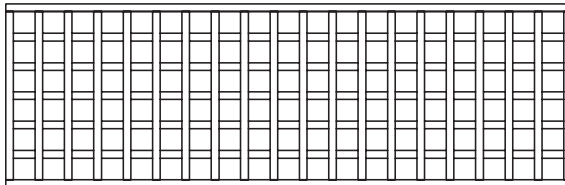
Laurelhurst



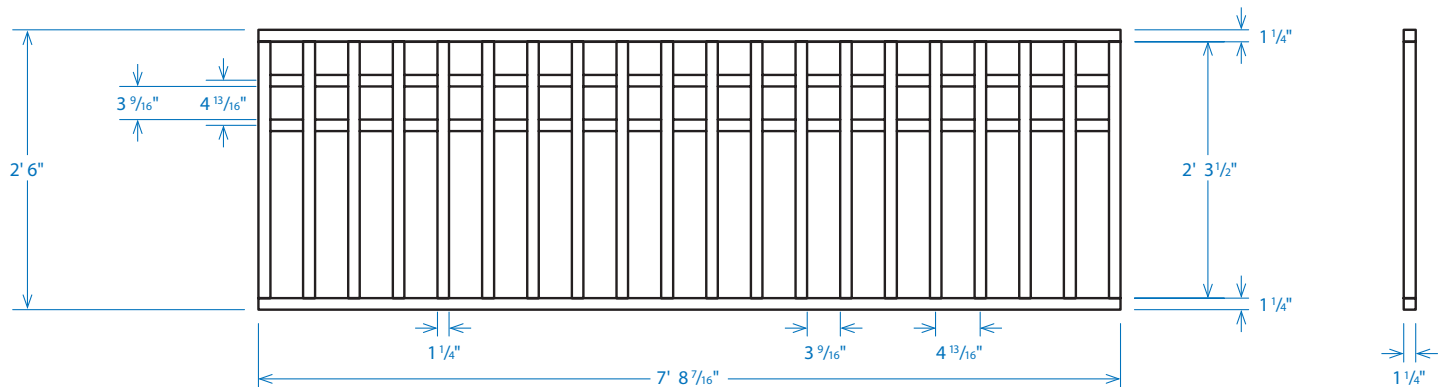
Lair Hill



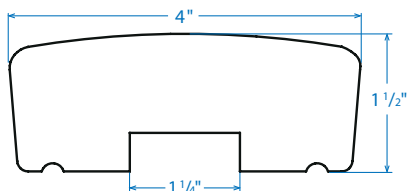
Council Crest



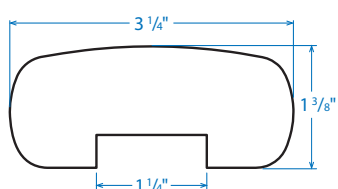
Dimensions (92 1/2" Irvington shown)



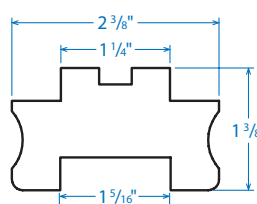
Estate Top Rail



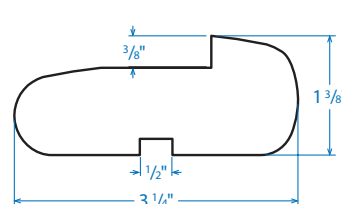
Alameda Top Rail



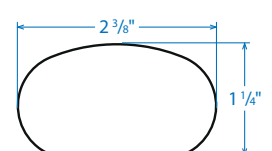
Sub Rail



Bottom Rail



Grab Rail





ARCHITECTURAL

DECKRAIL Series

Details

Some Things to Know

Solving Stairways - Woodway Stair Rail Kit

Because nearly every stairway is different, we have designed a “stair rail in a box” to fit nearly every situation. Rather than a pre-manufactured panel that would have a set pitch, we have created a kit that includes all the parts needed to build a complete stair rail section between your posts in all Deckrail panel patterns except Council Crest. The Stair Rail Kits are available in Western Red Cedar in 6’ and 8’ lengths and come with very thorough, easy to use instructions. Please see our website for more information at www.woodwayproducts.com.



Right: Painted Irvington Deckrail and Post Caps.

Below: Interior Balcony with Irvington Deckrail.

Below right: Irvington Deckrail and Post Caps.

Finishing

We recommend applying a high-quality stain or paint prior to installation. For painting, we recommend a stain-blocking, solvent-based primer applied generously to seal all joints and the end-grain of all parts prior to applying the finish paint coat(s). For staining, clear finishes will protect and enhance the natural color but may need more frequent applications to prevent the sun’s natural silvering of wood. A semi-transparent stain that complements the wood color may also be used to retain the color with less maintenance and is available in most major brands. Please consult with a local paint retailer, independent lumber dealer or visit www.wrcla.org for more detailed information.

Building Codes

The Woodway Architectural Deckrail Series has been independently tested by a registered engineer to meet or exceed major building code strength requirements for handrails and guardrails. Always consult your local building codes prior to installation.



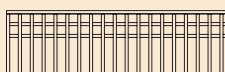





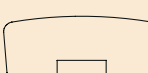






Architectural Deckrail Buyer's Guide

Panels and rails (top, sub and bottom) must both be purchased for a complete installation.

Select the combination of your choice from the table below. Posts/sleeves sold separately (see pg. 28-29).

All products crafted from Clear, kiln-dried Western Red Cedar, with the exception of the Grab Rail.

Component			Nominal Length	SKU	Weight
Panels	Ladd's Addition		68 1/2"	875.1939	15 lbs.
			92 1/2"	875.1934	20 lbs.
	Laurelhurst		68 1/2"	875.1948	15 1/2 lbs.
			92 1/2"	875.1947	21 lbs.
	Irvington		68 1/2"	875.1956	16 1/2 lbs.
			92 1/2"	875.1954	22 lbs.
	Lair Hill		68 1/2"	875.1963	16 1/2 lbs.
			92 1/2"	875.1962	22 lbs.
	Council Crest		68 1/2"	875.1974	19 1/2 lbs.
			92 1/2"	875.1973	26 lbs.
Rail Kits Each kit includes top, sub and bottom rails. <i>The easiest way to outfit your panel.</i>	Alameda Profile Kit		72"	875.3355	9 1/2 lbs.
			96"	875.3356	13 lbs.
	Estate Profile Kit		72"	875.3055	11 lbs.
			96"	875.3056	16 lbs.
Rails	Alameda Profile Top Rail		72"	875.3115	22 1/2 lbs.
			96"	875.3116	30 lbs.
	Estate Profile Top Rail		72"	875.3053	28 lbs.
			96"	875.3054	37 1/2 lbs.
	Sub Rail		72"	875.3117	13 1/2 lbs.
			96"	875.3118	18 lbs.
	Bottom Rail		72"	875.3119	21 lbs.
			96"	875.3120	28 lbs.
	Mahogany Grab Rail for greater accessibility		96"	875.3202	45 lbs.
Stair Rail Stair kits include all necessary rails & components to match any panel pattern except Council Crest.	Alameda Stair Kit		6' kit	875.3111	27 lbs.
			8' kit	875.3112	36 1/2 lbs.
	Single Stair Baluster	not shown	36"	875.3122	20 lbs.
			96"	875.2056	34 lbs.

Additional Hardware Kits: Deckrail - 875.3198, Stair Rail - 875.3199



QUICK CLAD

POST SLEEVES

- Woodway's Quick Clad Post System transforms your old, treated 4x4 posts into larger, elegantly moulded Western Red Cedar or Mahogany posts. Or use Quick Clad Post Sleeves on new construction to achieve a heightened level of design right from the start.
- Turn ordinary posts into works of art.



Right: 40" Post Sleeves on deck and 48" on stair, all with custom post cap.

Below: 96" and 40" Post Sleeves.



Post & Post Sleeve Buyer's Guide

Products shown work in conjunction with Woodway Architectural Deckrail system or as stand-alone components in site-built decking.

Component	Nominal Length	SKU	Weight
-----------	----------------	-----	--------

Western Red Cedar - Clear, kiln-dried

Quick Clad Post Sleeve <i>Pre-assembled sleeve</i>		40"	875.3065	7 lbs.
		48"	875.3066	10 lbs.
		96"	875.3200	20 lbs.
Quick Clad Post Sleeve <i>Unassembled porch post wrap</i>				
Post	Nominal 4" x 4"	60"	875.3121	26 lbs.

Mahogany - Clear, kiln-dried

Quick Clad Post Sleeve <i>Pre-assembled sleeve</i>		40"	875.3067	11 lbs.
		48"	875.3068	14 lbs.
Quick Clad Post Sleeve <i>Unassembled porch post wrap</i>		96"	875.3201	28 lbs.

Made Easy

Save Time and Money

Woodway Quick Clad Post Sleeves are designed to quickly upgrade the appearance of posts and railings with a professional, finished look. Choose from either Western Red Cedar or Mahogany Quick Clad Post Sleeves. Quick Clad Post Sleeves are cut to 40" lengths for residential height, 48" for commercial height or for use as a Newel post, and 96" for use on porch posts.



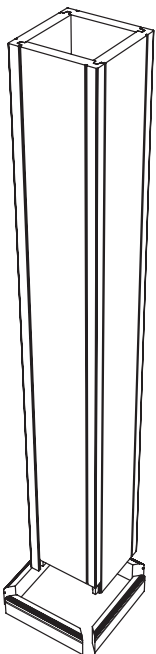
Solid construction and joinery with waterproof exterior adhesive

Made Smart

Quick Installation, Striking Results

- Available in clear, kiln-dried Western Red Cedar and clear, kiln-dried Mahogany
- 40" and 48" sleeves come fully assembled
- Available as unassembled 96" wrap for installing around existing porch posts
- Individually cartoned
- Pre-cut base moulding included*
- Quick shim system makes it easy to correct out-of-plumb and misaligned posts
- All you need to supply are the tools, shims, fasteners, glue and the finish of your choice

Installation Steps for 40" and 48" Post Sleeves*



Pieces included with every Post Sleeve purchase



Remove Quick Clad Post Sleeve from carton



Slip over existing post



Shim bottom of post



Shim top of post



Assemble base moulding

Complete installation with your choice of Woodway 6x6 post cap.
Sold separately

* The 96" sleeve uses a wrap technique and includes bulk moulding for use as top and bottom trim.



SOLID WOOD PLANK PANELING



Overhead installation of stained Woodway Paneling by Architect Jeff Whyte, ALA. Nathan Kirkman, photographer.

- Your best choice for quality, solid wall paneling.

Largest Range of Product Line

We offer Pine, Cedar, Redwood, and Alder in 100% 8' lengths. Two Oak options are available in 80% 8' lengths and Aromatic Cedar is available in nested 4' packs. See the table below for specifications.

Choice Product & Packaging

Woodway's quality machining and attention to detail make it acceptable for interiors in the finest of homes. Clean, precision moulding – consistently. No unpleasant surprises are buried inside the package. Woodway Planking is a truly "forgiving" product for the do-it-yourselfer, and a terrific job site timesaver for the contractor. All Woodway Planking comes labeled and bundled in strong shrink film. Pallets are cardboard wrapped for added protection.



Classic wall installation of Plymouth Oak

**Tight-knot
Pine**
**Tight-knot
Alder**
**Tight-knot
Cedar**
Clear Cedar
**Clear
Red Oak**
**Tight-knot
Aromatic
Cedar**

Solid Wood Plank Paneling Buyer's Guide

All pieces 5/16" thick by 3 1/2" nominal width (inclusive of 3/16" tongue width).

Contents: approximately 14 sq. ft. except as marked.

Species/Grade	Name	SKU	Face	Ends Availability		Length of Package	Length of Pieces	Package Weight
				Square Trim	Matched			
Alder: Tight-knot	Trask River	830.3023	Dbl. Bead	X		8'	8'	10 1/2 lbs.
Cedar: Tight-knot Clear	Rogue River Forest Glen	830.1930	Smooth	X		8'	8'	9 1/2 lbs.
		830.1925	Smooth	X		8'	8'	9 1/2 lbs.
Pine: Bright, Tight-knot Bright, Tight-knot	Captain's Cabin White Springs	830.1980	Dbl. Bead	X		8'	8'	12 1/2 lbs.
		830.1970	Smooth	X		8'	8'	12 1/2 lbs.
Red Oak: Clear Clear	Cumberland Plymouth	830.2000	Smooth	X		8'	80% 8'	18 lbs.
		830.2005	Dbl. Bead	X		8'	80% 8'	18 lbs.
Aromatic Cedar: Tight-knot	Ozark Ridge*	830.2015	Smooth		X	4'	Varied Wainscoting	11 lbs.

* Contents approximately 12 sq. ft



www.woodwayproducts.com