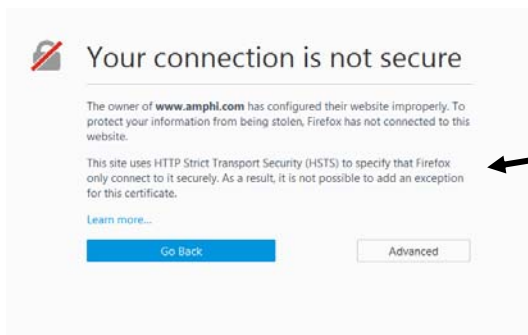




# Refresh Firefox

1

## Firefox – amphi.com

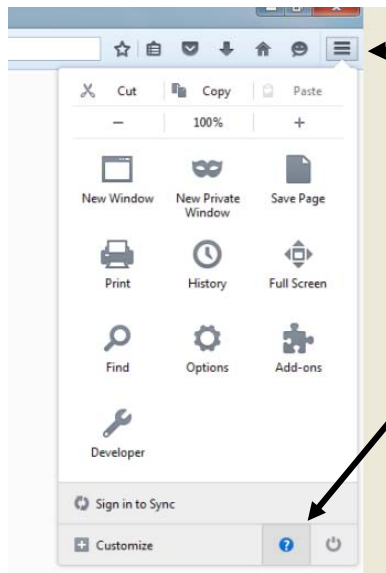


Make sure the URL is going to <http://www.amphi.com>

← If you receive the “not secure” warning, follow the steps below.



# Menu - Help

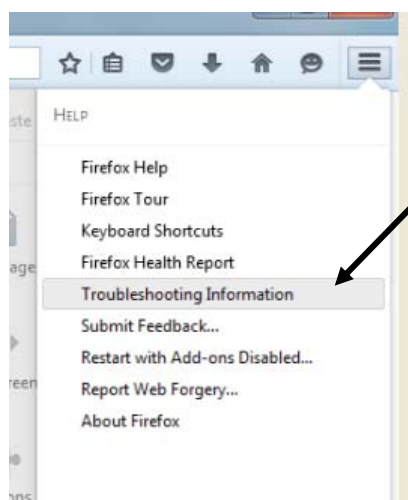


Click on the Menu icon in the upper right corner of Firefox.

Click on the "Help" icon (?) in the bottom of this window.



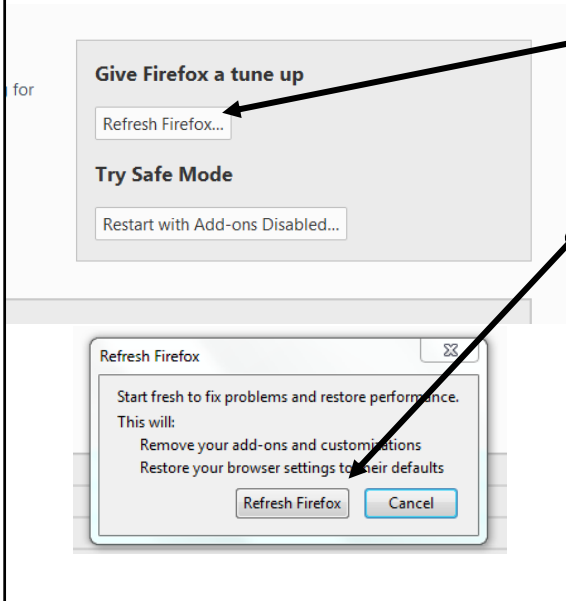
# Troubleshooting Information



Click on the "Troubleshooting Information" link.



# Refresh Firefox...



Click "Refresh Firefox..."

Click "Refresh Firefox" to complete the process.

Make sure the URL that may be the default page is <http://www.amphi.com> not <https://www.amphi.com>

