



ECO

A COVENANT ORDER OF EVANGELICAL PRESBYTERIANS

STATISTICAL REPORT 2015

ECO: A Covenant Order of Evangelical Presbyterians
5638 Hollister Ave Suite #200
Goleta, CA 93117
(855) 326-3268
www.eco-pres.org

Dear ECO Community,

I am extremely grateful for what the Lord has done in our short history as a denomination. As you will see from the following report, we have over 270 churches that represent more than 100,000 covenant partners. I want to thank all of the churches that took time to submit their annual reports. We know that numbers don't tell the whole story of what is happening in our movement by any means, which is part of the reason we also use narrative questions in our Mission Affinity Group conversations. However, statistical reports can paint a general picture of various trends as well as opportunities for continued growth.

For your information, a couple of notes about our data and the way things have been calculated. First, we sent annual statistical reports to the 257 churches that had become ECO members by February 2016. At the time that the analysis was made, we had received annual reports from 80% of our congregations. Second, when analyzing the data, if we didn't receive the data or there were blank responses, we assumed no change in areas of worship attendance or membership. However, we did not insert any numbers for baptism, deaths, transfers, ethnicity, etc. Therefore, these particular numbers are likely 20% higher than what is actually contained in the report.

A few general observations about the statistical report and trends that we are seeing as congregations seek to join ECO. First, there is still a strong pipeline of churches that wish to join our movement. We currently receive two to three requests for applications each week and have one to two congregations submit an application each week. It is also exciting to see one to two congregations actually joining ECO each week! We are also getting increased interest from churches from a variety of denominations. In addition, more non-denominational churches are inquiring about joining. Second, church planting is on the rise! We have more church plants forming than ever before and we have more church plants in our pipeline than ever before. Twenty churches are either current plants or have been church plants formed into actual congregations. There are approximately two dozen other church plants that are in early formation that are not officially a part of our list. This means that we currently have over 300 churches and church plants.

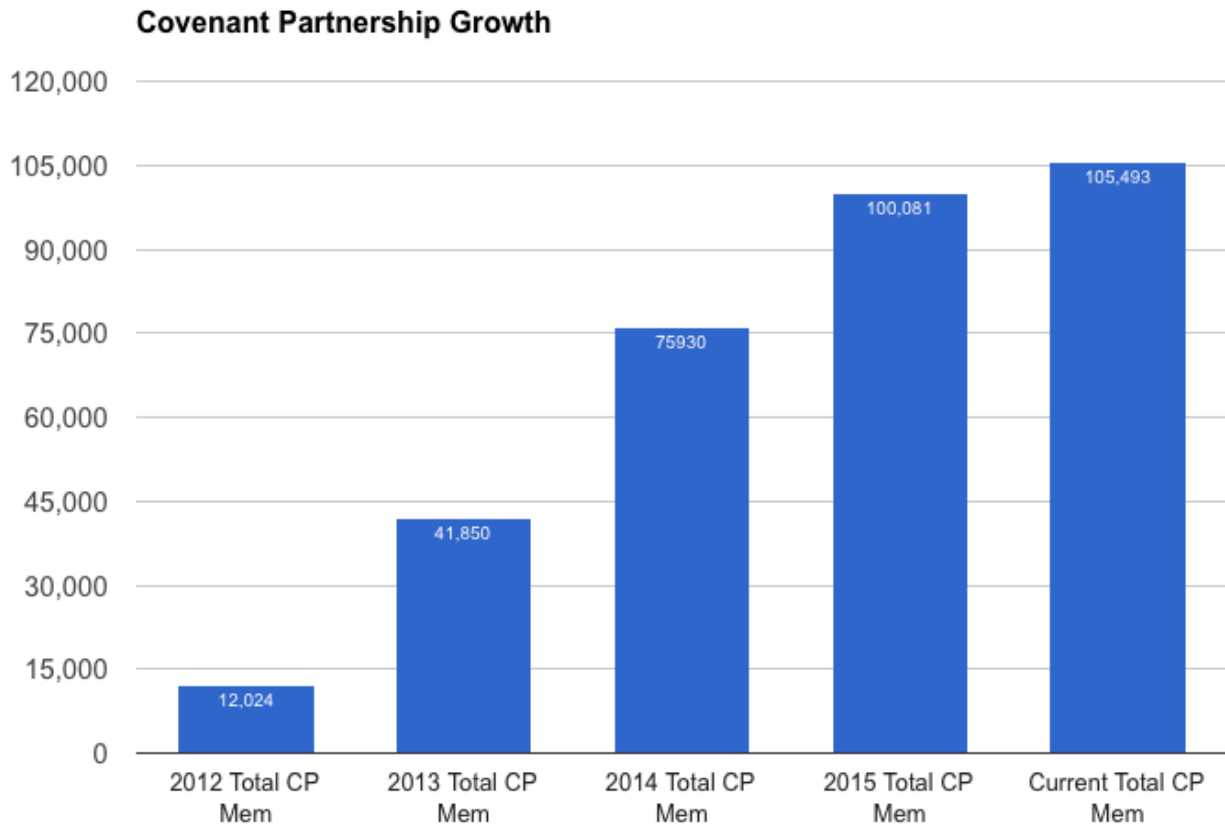
We also know that as congregations join ECO, there are still many challenges they face. Some people leave the church. It is hard at times to retain visitors. We also realize that churches joining ECO are also trying to adapt and become the type of church that can engage with the post Christian environment in which we find ourselves living. These changes take time and will not result in immediate growth for a congregation simply because they join ECO. However, many congregations are finding that being in ECO is changing their internal conversations and as a result they are seeking training and resources to become the type of church that God is calling them to be.

I, along with our national staff and Synod Executive Council, continue to pray for our congregations, leaders, and presbyteries as they seek to fulfill the purpose that God has for them. We look forward to many continued opportunities for growth and development so that we can become a movement that glorifies God and shines the light of Jesus to those in our neighborhoods, cities, and around the world. It is a joy and privilege to serve alongside of you in ministry!

In Christ,

Dana Allin
Synod Executive
ECO

Total Covenant Partners in ECO



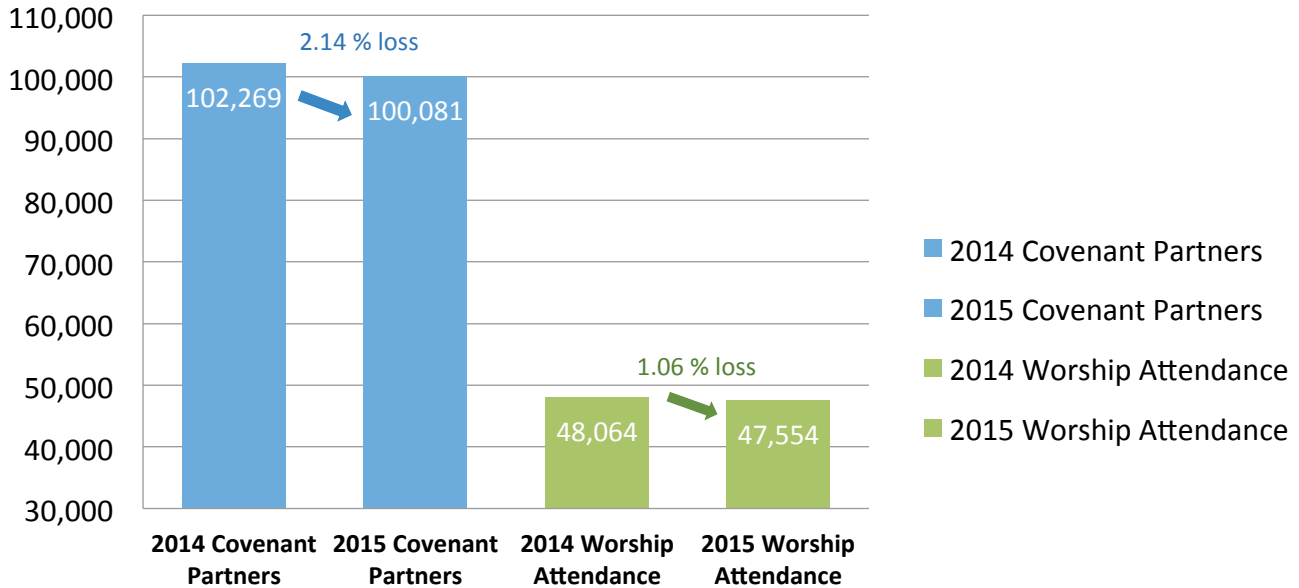
2015 Average Church Size and Worship Attendance

2015 Covenant Partner Membership	100,081
2015 Total Churches	250
2015 Total Worship Attendance	47,554
2015 Average Covenant Partner Membership	393.4
2015 Median Church Size	170
2015 Average Worship Attendance	233.86

Covenant Partners and Worship Attendance Changes (2014 – 2015)

257 Congregations currently in ECO

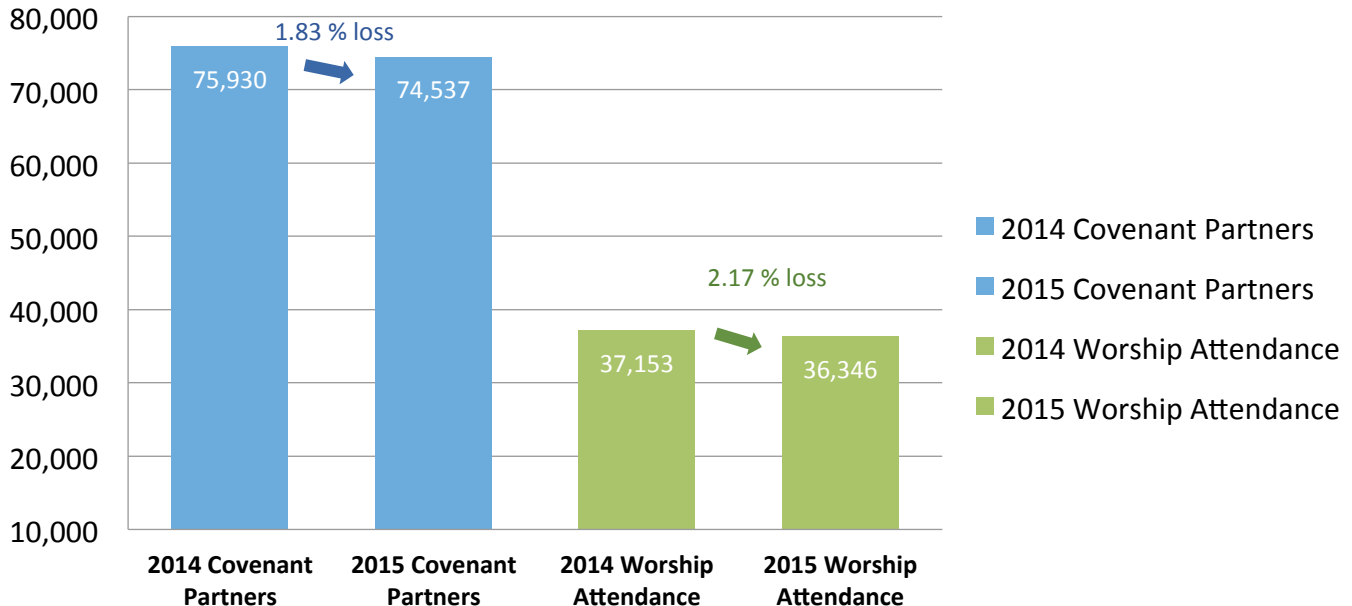
	2014	2015	% Change
Covenant Partners	102,269*	100,081	2.14% loss
Worship Attendance	48,064	47,554	1.06% loss



*Some of the 357 congregations were not actually in ECO during 2014, therefore, their membership is not reflected in ECO's total Covenant Partners in 2014.

182 Congregations that have been in ECO longer than 1 year

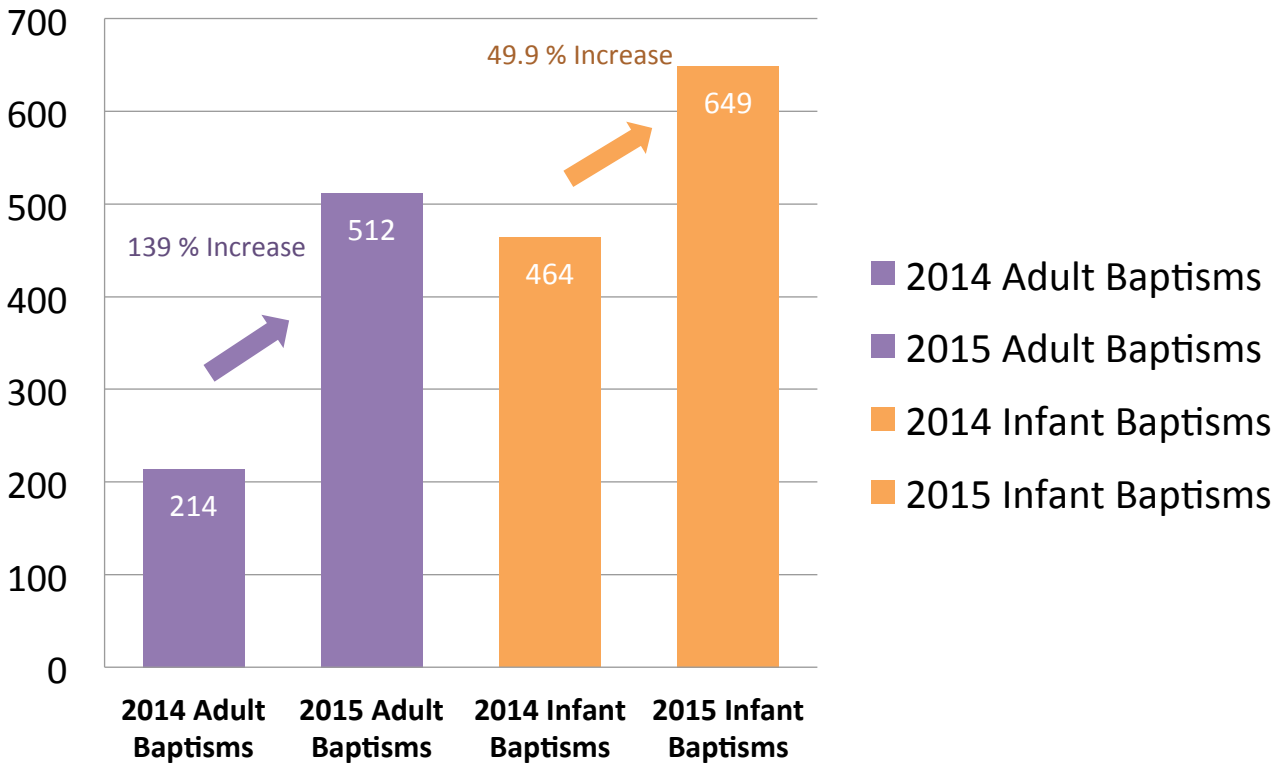
	2014	2015	% Change
Covenant Partners	75,930	74,537	1.83% loss
Worship Attendance	37,153	36,346	2.17% loss



Baptisms (2014 – 2015)

Total baptisms within the 257 churches that are currently in ECO.

	2014	2015	Change
Infant/child	464	649	49.6% increase
Adult	214	512	139% increase

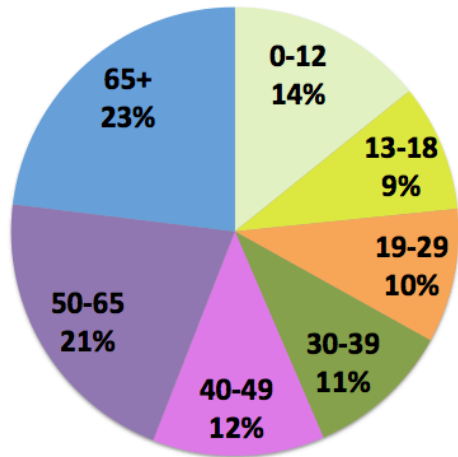


Age Distribution in ECO (2014 – 2015)

	2014	2015
0-12	13.69%	15.08%
13-18	8.80%	9.74%
19-29	9.32%	7.96%
30-39	10.05%	7.73%
40-49	11.96%	10.90%
50-65	20.18%	20.93%
65+	22.18%	25.44%

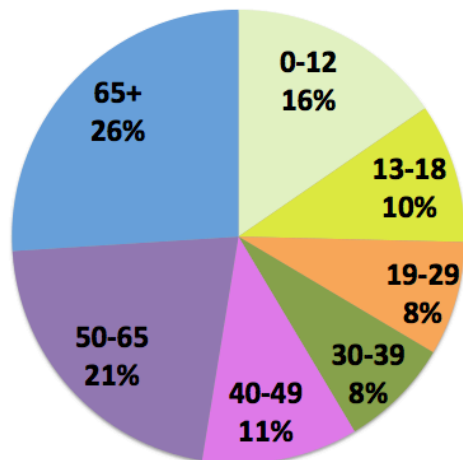
2014 Age Distribution

0-12 13-18 19-29 30-39 40-49 50-65 65+



2015 Age Distribution

0-12 13-18 19-29 30-39 40-49 50-65 65+



Budget (2014 – 2015)

For the 187 churches in ECO for one year or longer

2014 Average Budget	\$ 834,342
2015 Average Budget	\$ 852,941
% Change	+ 2.2%
2014 Average Giving Per Covenant Partner	\$ 2,054
2015 Average Giving Per Covenant Partner	\$ 2,139
% Change	+ 4.1%
2014 Average Giving Per Worship Attendee	\$ 3,246
2015 Average Giving Per Worship Attendee	\$ 3,354
% Change	+ 3.3%

Church Plants 2015

Current Number of ECO Church Plants	17*
Church Plants that became official chartered congregations in 2015	3

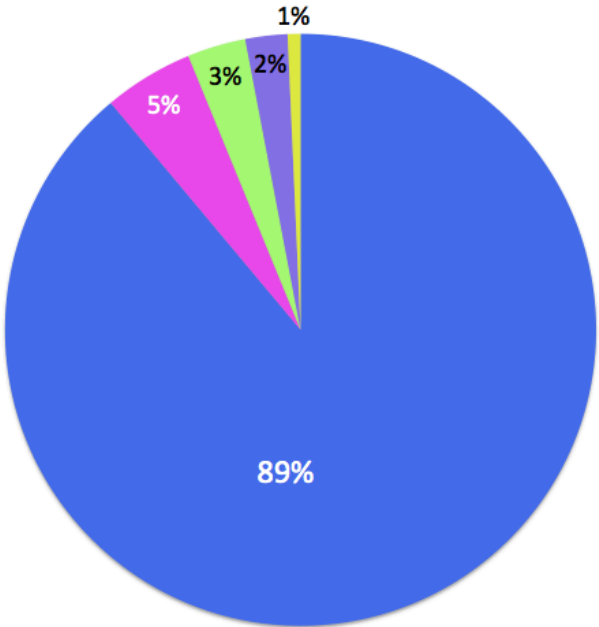
* There are more churches in early stages of becoming a church plants that are not reflected in this number.

Ethnicity In ECO 2015

Caucasian 88.9%
Asian 4.9%
African American 3.2%
Hispanic 2.3%
Other .7%

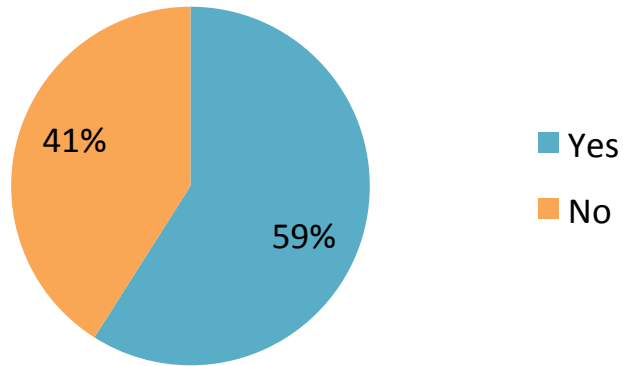
2015 Ethnicity

■ Caucasian 88.9% ■ Asian 4.9 % ■ African American 3.2% ■ Hispanic 2.3% ■ Other .7%



Mission Affinity Group and Pastoral Covenant Group Participation 2015

% of Churches in a MAG



% of Pastors in PCG?

