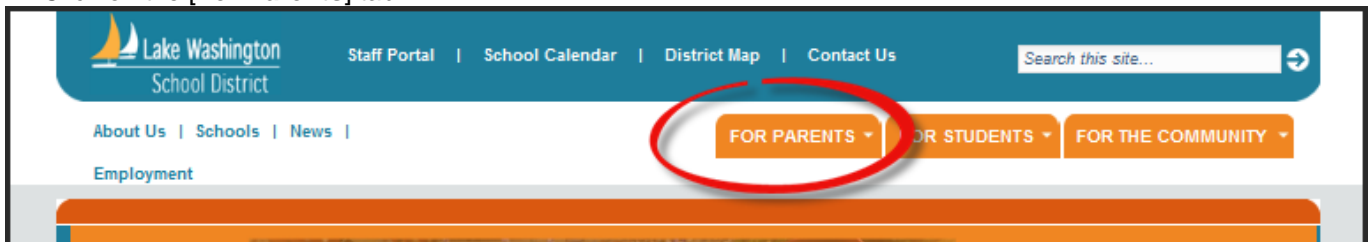


Viewing the Gradebook through the LWSO Parent Access

This document is designed to assist you in viewing the Gradebook through LWSO Parent Access.

Parents and families can view the Gradebook after first setting up an LWSO Parent Access account. Directions for establishing your Parent Access accounts were sent in the welcome email from your child's school. Once your account is operational, follow the link in **Parent Access** to **Family Access** and then to **Gradebook**. Step by step directions are below.

1. In your Internet browser, go to the Lake Washington School District website, located at <http://www.lwsd.org>.
2. Click on the **[For Parents]** tab.



3. Click the link titled **[Log In]**. **Note:** Typically, parent usernames start with “p-” followed by your first initial and last name, but this can vary depending on what year you first registered your account.

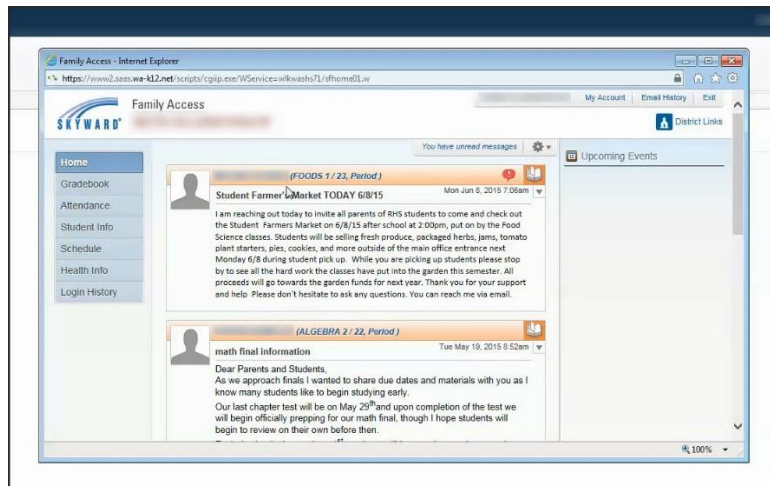


4. Click the link titled **[Family Access]**.

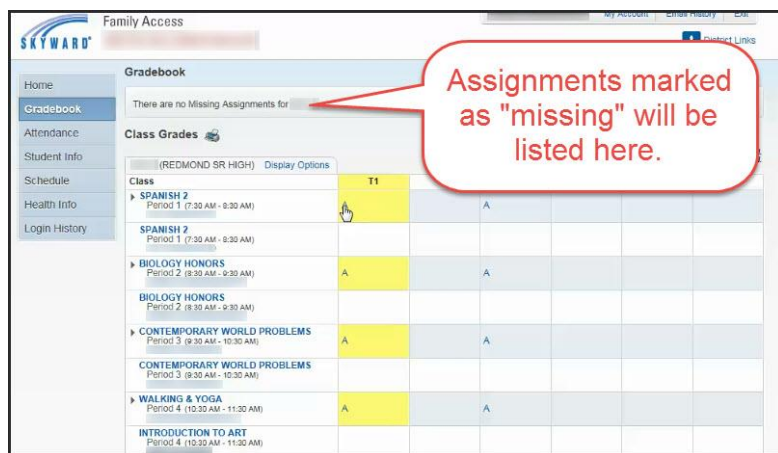


Viewing the Gradebook through the LWSB Parent Access

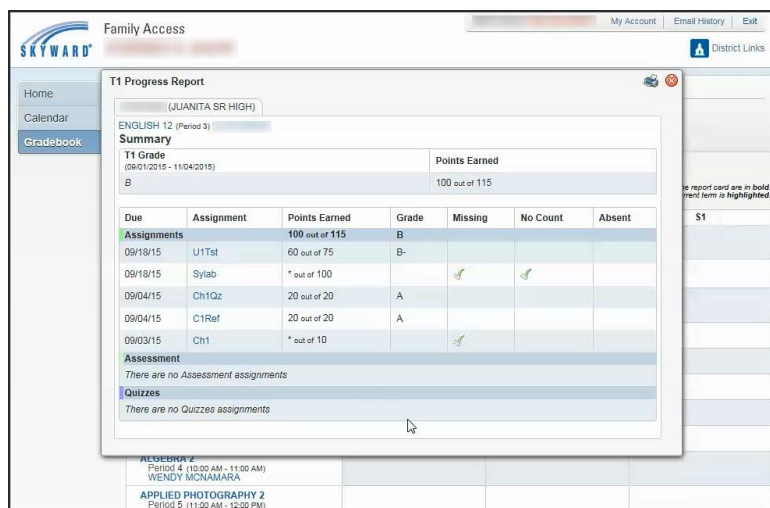
- The username and password fields will automatically log you in, and you will see a screen similar to this:



- To access grades and missing assignments, click on the **[Gradebook]** tab. You will see a list of classes. Each class can be expanded to view assignment details and current performance. Missing assignments will be listed at the top of the page.



- Clicking on the hyperlinked letter grade will reveal all assignments.



If you have any problems registering for Parent Access or viewing Family Access or the Gradebook, send an email to: ParentQuestions@lwsd.org.