

Overall Market Statistics by Price

	# Pending				# Closed				Median Closed Price (,000's)				Inventory		Average DOM	
	March 2014	March 2015	12-month ending 03/2014	12-month ending 03/2015	March 2014	March 2015	12-month ending 03/2014	12-month ending 03/2015	March 2014	March 2015	12-month ending 03/2014	12-month ending 03/2015	March 2014	March 2015	March 2014	March 2015
\$0-\$300K	776	737	6,483	5,628	544	512	5,868	5,324	\$174	\$190	\$165	\$180	1,681	1,272	75	63
\$300K-\$500K	245	335	2,012	2,379	171	242	1,816	2,077	\$375	\$379	\$375	\$380	934	1,061	101	80
\$500K-\$1M	198	257	1,505	1,573	160	139	1,298	1,357	\$644	\$701	\$660	\$653	883	965	131	101
\$1M-\$2M	112	119	663	680	73	69	564	617	\$1,300	\$1,375	\$1,366	\$1,330	507	484	117	116
\$2M+	68	72	420	454	33	52	348	411	\$2,600	\$3,037	\$2,912	\$3,100	400	471	148	128
TOTAL	1,399	1,520	11,083	10,714	981	1,014	9,894	9,786	\$270	\$300	\$248	\$278	4,405	4,253	95	80
Median > \$300K									\$595	\$517	\$545	\$529				

Overall Market Statistics by Area

	# Pending				# Closed				Median Closed Price (,000's)				Inventory		Average DOM	
	March 2014	March 2015	12-month ending 03/2014	12-month ending 03/2015	March 2014	March 2015	12-month ending 03/2014	12-month ending 03/2015	March 2014	March 2015	12-month ending 03/2014	12-month ending 03/2015	March 2014	March 2015	March 2014	March 2015
Naples Beach	320	327	2,330	2,078	231	210	2,091	1,972	\$640	\$677	\$590	\$649	1,060	946	99	90
North Naples	336	383	2,911	2,764	264	265	2,660	2,579	\$342	\$340	\$299	\$338	1,108	1,142	95	73
Central Naples	251	261	1,972	1,953	165	152	1,692	1,747	\$169	\$207	\$165	\$187	666	563	83	63
South Naples	226	261	1,664	1,751	153	181	1,496	1,569	\$180	\$207	\$163	\$194	651	707	98	84
East Naples	249	270	2,026	2,017	153	184	1,780	1,782	\$215	\$242	\$204	\$230	813	813	98	81
Immokalee/Ave Maria	5	10	57	44	6	7	48	36	\$78	\$90	\$148	\$154	12	25	22	45
TOTAL	1,387	1,512	10,960	10,607	972	999	9,767	9,685	\$269	\$297	\$247	\$275	4,310	4,196	94	78

Legend

Geographic Location	USPS Zip Codes
Naples Beach:	34102, 34103, 34108
North Naples:	34109, 34110, 34119
Central Naples:	34104, 34105, 34116
South Naples:	34112, 34113
East Naples:	34114, 34117, 34120, 34137
Immokalee/Ave Maria:	34142

Single Family Market Statistics by Price

	# Pending				# Closed				Median Closed Price (,000's)				Inventory		Average DOM	
	March 2014	March 2015	12-month ending 03/2014	12-month ending 03/2015	March 2014	March 2015	12-month ending 03/2014	12-month ending 03/2015	March 2014	March 2015	12-month ending 03/2014	12-month ending 03/2015	March 2014	March 2015	March 2014	March 2015
\$0-\$300K	254	245	2,587	2,100	186	156	2,299	1,920	\$199	\$208	\$180	\$195	537	385	62	52
\$300K-\$500K	130	182	1,216	1,399	100	126	1,110	1,236	\$375	\$390	\$380	\$385	524	621	95	73
\$500K-\$1M	114	130	869	914	98	66	743	801	\$637	\$669	\$670	\$650	529	640	139	113
\$1M-\$2M	47	62	375	386	42	47	325	357	\$1,299	\$1,395	\$1,375	\$1,350	344	355	104	134
\$2M+	44	53	288	338	29	38	242	294	\$2,600	\$3,200	\$2,900	\$3,200	361	402	147	141
TOTAL	589	672	5,335	5,137	455	433	4,719	4,608	\$355	\$387	\$310	\$350	2,295	2,403	96	85
Median > \$300K									\$600	\$550	\$542	\$530				

Single Family Market Statistics by Area

	# Pending				# Closed				Median Closed Price (,000's)				Inventory		Average DOM	
	March 2014	March 2015	12-month ending 03/2014	12-month ending 03/2015	March 2014	March 2015	12-month ending 03/2014	12-month ending 03/2015	March 2014	March 2015	12-month ending 03/2014	12-month ending 03/2015	March 2014	March 2015	March 2014	March 2015
Naples Beach	101	117	867	779	94	76	769	726	\$950	\$999	\$839	\$961	480	497	90	103
North Naples	143	170	1,311	1,259	116	102	1,193	1,177	\$499	\$537	\$422	\$472	657	712	112	83
Central Naples	108	113	963	942	69	61	825	842	\$235	\$334	\$250	\$280	334	321	98	70
South Naples	79	95	638	681	62	56	574	587	\$331	\$352	\$256	\$285	256	286	95	94
East Naples	148	162	1,437	1,365	103	120	1,245	1,182	\$222	\$250	\$200	\$235	493	533	84	72
Immokalee/Ave Maria	3	9	43	37	5	6	36	29	\$85	\$88	\$155	\$100	9	24	25	42
TOTAL	582	666	5,259	5,063	449	421	4,642	4,543	\$355	\$380	\$310	\$350	2,229	2,373	95	82

Legend

Geographic Location	USPS Zip Codes
Naples Beach:	34102, 34103, 34108
North Naples:	34109, 34110, 34119
Central Naples:	34104, 34105, 34116
South Naples:	34112, 34113
East Naples:	34114, 34117, 34120, 34137
Immokalee/Ave Maria:	34142

Condominium Market Statistics by Price

	# Pending				# Closed				Median Closed Price (,000's)				Inventory		Average DOM	
	March 2014	March 2015	12-month ending 03/2014	12-month ending 03/2015	March 2014	March 2015	12-month ending 03/2014	12-month ending 03/2015	March 2014	March 2015	12-month ending 03/2014	12-month ending 03/2015	March 2014	March 2015	March 2014	March 2015
\$0-\$300K	522	492	3,896	3,528	358	356	3,569	3,404	\$165	\$185	\$158	\$173	1,144	887	81	68
\$300K-\$500K	115	153	796	980	71	116	706	841	\$370	\$366	\$369	\$370	410	440	110	88
\$500K-\$1M	84	127	636	659	62	73	555	556	\$652	\$720	\$650	\$670	354	325	119	89
\$1M-\$2M	65	57	288	294	31	22	239	260	\$1,300	\$1,337	\$1,350	\$1,315	163	129	136	86
\$2M+	24	19	132	116	4	14	106	117	\$2,675	\$2,405	\$2,975	\$2,750	39	69	156	87
TOTAL	810	848	5,748	5,577	526	581	5,175	5,178	\$215	\$250	\$205	\$228	2,110	1,850	94	76
Median > \$300K									\$537	\$477	\$546	\$525				

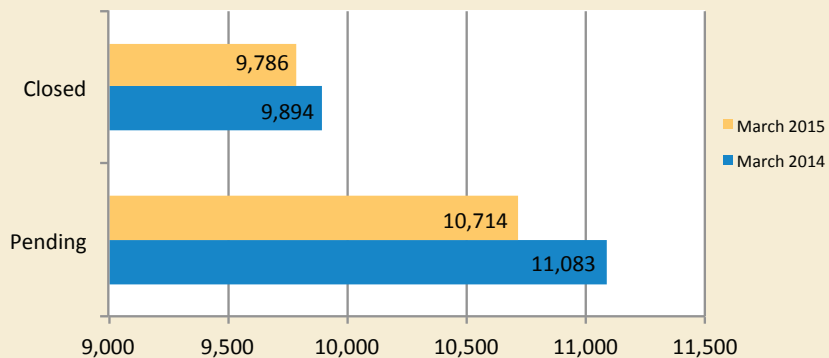
Condominium Market Statistics by Area

	# Pending				# Closed				Median Closed Price (,000's)				Inventory		Average DOM	
	March 2014	March 2015	12-month ending 03/2014	12-month ending 03/2015	March 2014	March 2015	12-month ending 03/2014	12-month ending 03/2015	March 2014	March 2015	12-month ending 03/2014	12-month ending 03/2015	March 2014	March 2015	March 2014	March 2015
Naples Beach	219	210	1,463	1,299	137	134	1,322	1,246	\$530	\$517	\$513	\$552	580	449	105	83
North Naples	193	213	1,600	1,505	148	163	1,467	1,402	\$215	\$256	\$205	\$232	451	430	82	66
Central Naples	143	148	1,009	1,011	96	91	867	905	\$141	\$177	\$138	\$158	332	242	72	59
South Naples	147	166	1,026	1,070	91	125	922	982	\$140	\$179	\$140	\$159	395	421	100	79
East Naples	101	108	589	652	50	64	535	600	\$203	\$217	\$208	\$220	320	280	124	98
Immokalee/Ave Maria	2	1	14	7	1	1	12	7	\$72	\$148	\$143	\$175	3	1	6	63
TOTAL	805	846	5,701	5,544	523	578	5,125	5,142	\$215	\$248	\$205	\$227	2,081	1,823	93	75

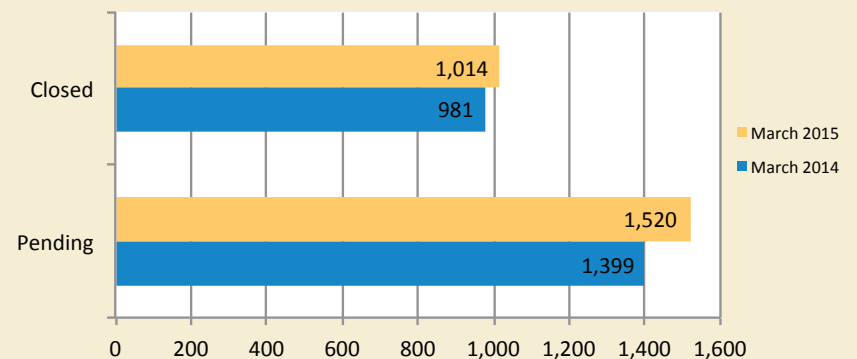
Legend

Geographic Location	USPS Zip Codes
Naples Beach:	34102, 34103, 34108
North Naples:	34109, 34110, 34119
Central Naples:	34104, 34105, 34116
South Naples:	34112, 34113
East Naples:	34114, 34117, 34120, 34137
Immokalee/Ave Maria:	34142

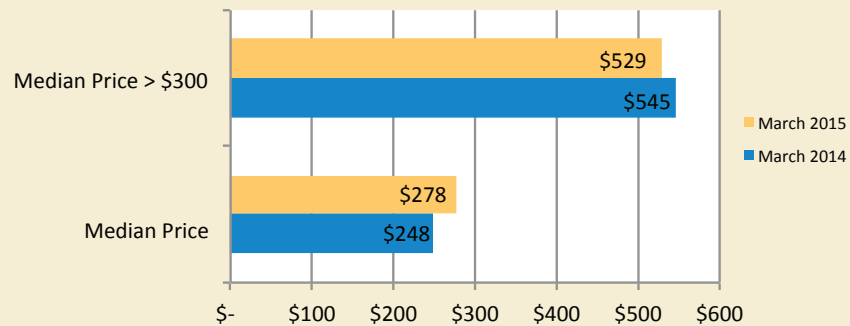
Most Recent 12 Months



Month to Month



Median Closed Price (,000's) 12 Months Ending



Inventory

