

# THE STATE OF HIGHER EDUCATION IN CALIFORNIA: ASIAN AMERICANS, NATIVE HAWAIIANS & PACIFIC ISLANDERS



[summit.apiasf.org](https://summit.apiasf.org)

#APIASFSummit





**The Campaign for**

# College Opportunity

---

Working to ensure all Californians have an equal opportunity to attend and succeed in college in order to build a vibrant workforce, economy and democracy



#APIASFSummit



- College Access
- Equity

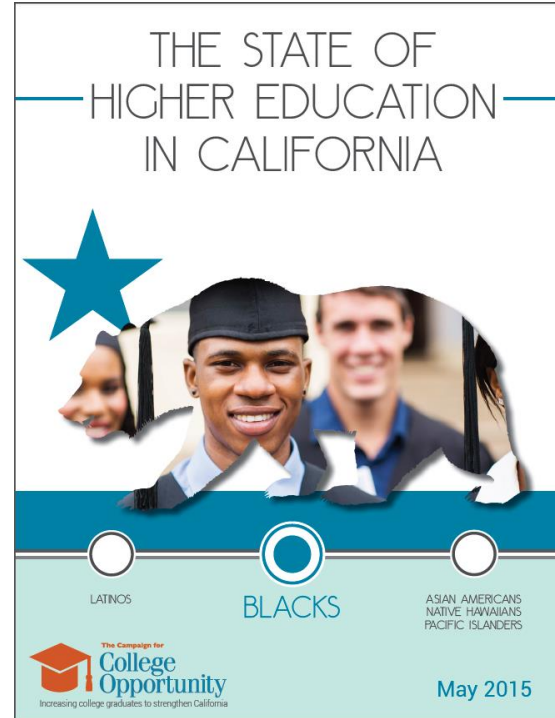
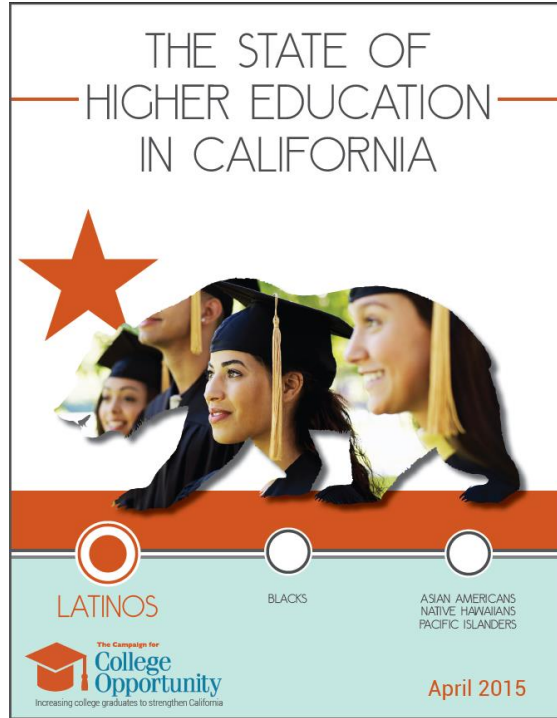
- Affordability
- Completion



# Agenda

- *State of Higher Education in California* series
- AANHPI Presentation of Findings
  - A-G Completion
  - California Community Colleges
  - California State University
  - University of California
- iCount: Equity Through Representation
- Disaggregated Data Group Work
- Group discussion
- Wrap-up Q&A





- Educational Attainment
- Enrollment
- Readiness
- Completion





# The State of Higher Education in California

**Sefa Aina**

Empowering Pacific Islander Communities  
Asian-American Resource Center, Pomona  
College

**Quyen Dinh**

Southeast Asian Resource Action Center

**Neil Horikoshi**

Asian & Pacific Islander American  
Scholarship Fund  
Asian Americans Advancing Justice

**Vincent Pan**

Chinese for Affirmative Action  
California Civil Rights Coalition

ASIAN AMERICANS  
NATIVE HAWAIIANS  
PACIFIC ISLANDERS



evelyn & walter  
HAAS JR. fund

**Karthick Ramakrishnan**

University of California, Riverside  
National Asian American Survey

**Judy Sakaki**

University of California, Office of the President  
Asian Pacific Americans in Higher Education

**Robert Teranishi**

National Commission on Asian American and Pacific  
Islander Research in Education  
University of California, Los Angeles

**Dianne Yamashiro-Omi**

Race Forward  
California Commission on Asian and Pacific Islander  
American Affairs

# AANHPI: Population in California

Ethnic Group	Number
Filipino	1,504,018
Chinese (except Taiwanese)	1,483,436
Vietnamese	690,779
Indian	648,833
Korean	518,691
Japanese	435,588
Cambodian	116,095
Hmong	94,390
Laotian	78,092
Native Hawaiian	76,093
Taiwanese	70,857
Thai	70,371
Samoaan	56,449
Pakistani	55,511
Indonesian	44,109
Guamanian or Chamorro	41,226
Fijian	30,332
Tongan	28,299
Burmese	20,885

- California's racial/ethnic composition
  - 13.2% Asian (5 million)
  - 0.4% is NHPI (138,000)
- 20 distinct ethnic groups within these two racial groups.
- Filipino, Chinese, and Vietnamese are the largest Asian American groups.
- Native Hawaiians, Samoan, and Guamanian or Chamorro are the largest NHPI groups.
- All of these ethnic groups are growing at rates that far outpace the statewide growth rate.

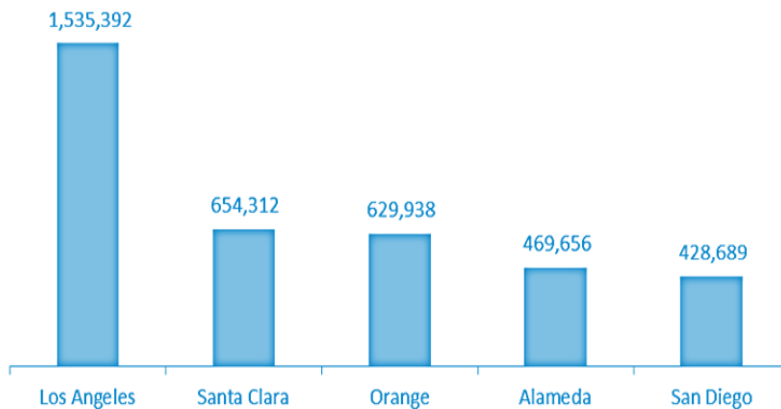
Source: U.S. Census Bureau 2013 American Community Survey, 3-year estimates, S0201.



# AANHPI: Population in California

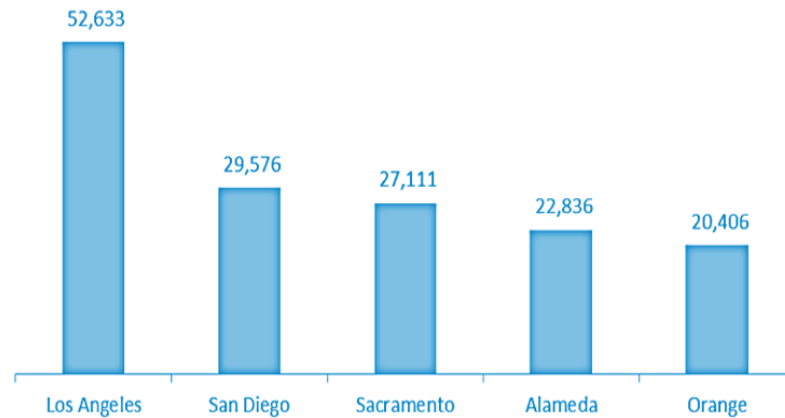
## Asian American Population

Top 5 Counties, California 2013



## NHPI Population

Top 5 Counties, California 2013



Source: U.S. Census Bureau 2013 American Community Survey, 3-year estimates, S0201.

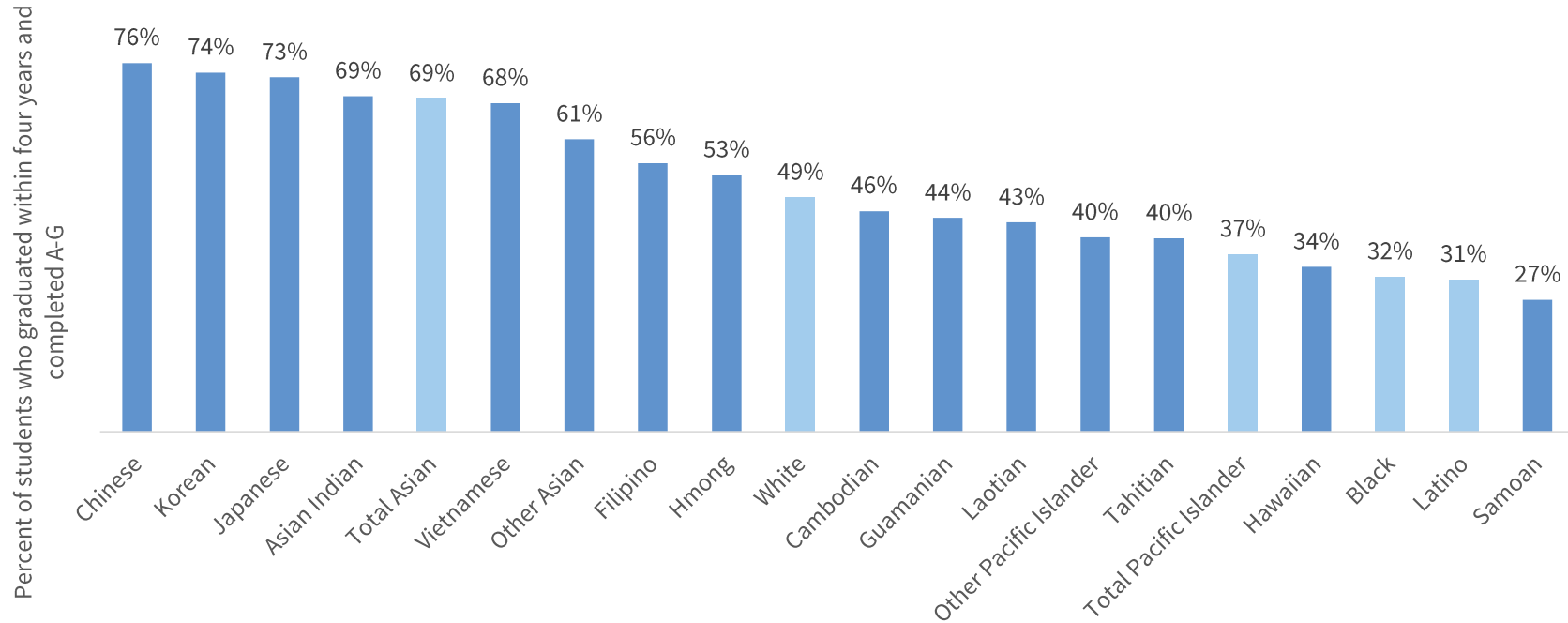


#APIASFSummit



# AANHPI: Population in California

## 2012-13 A-G Completion Rates



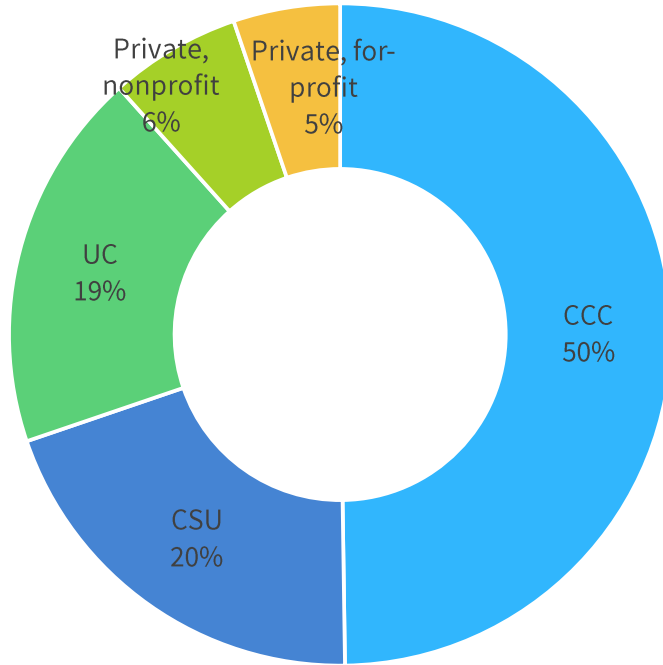
Source: California Department of Education



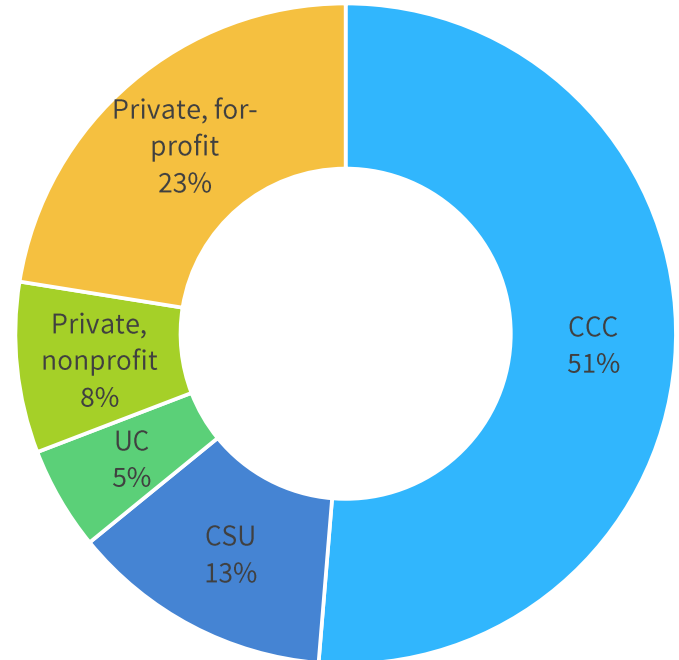
#APIASFSummit

# AANHPI Undergraduate Enrollment in CA

Fall 2013 Asian American  
Undergraduate Enrollment in California



Fall 2013 Native Hawaiian or Pacific Islander  
Undergraduate Enrollment in California



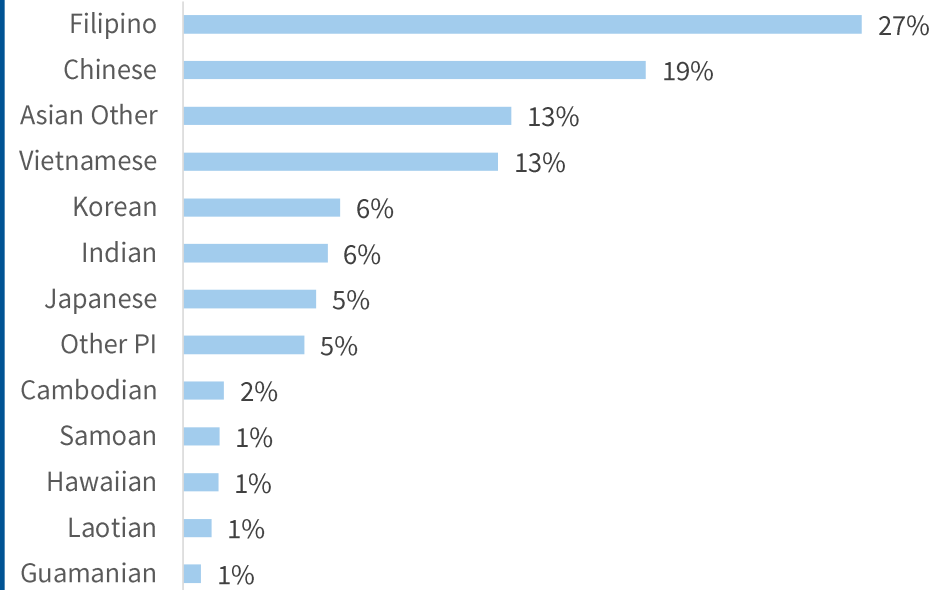
Source: IPEDS, Title IV, degree-seeking undergraduates



# CA Community Colleges: Enrollment

- 15.5% of freshmen at California Community Colleges are AANHPI.  
(*n* = 55,400)
  - 14% AA
  - 1.5% NHPI
- 14.4% of CCC undergraduate student body is AANHPI  
(*n* = 227,00)
  - 13.9% AA
  - 0.5% NHPI

CCC Fall 2014 AANHPI First-time Freshman  
Enrollment Distribution



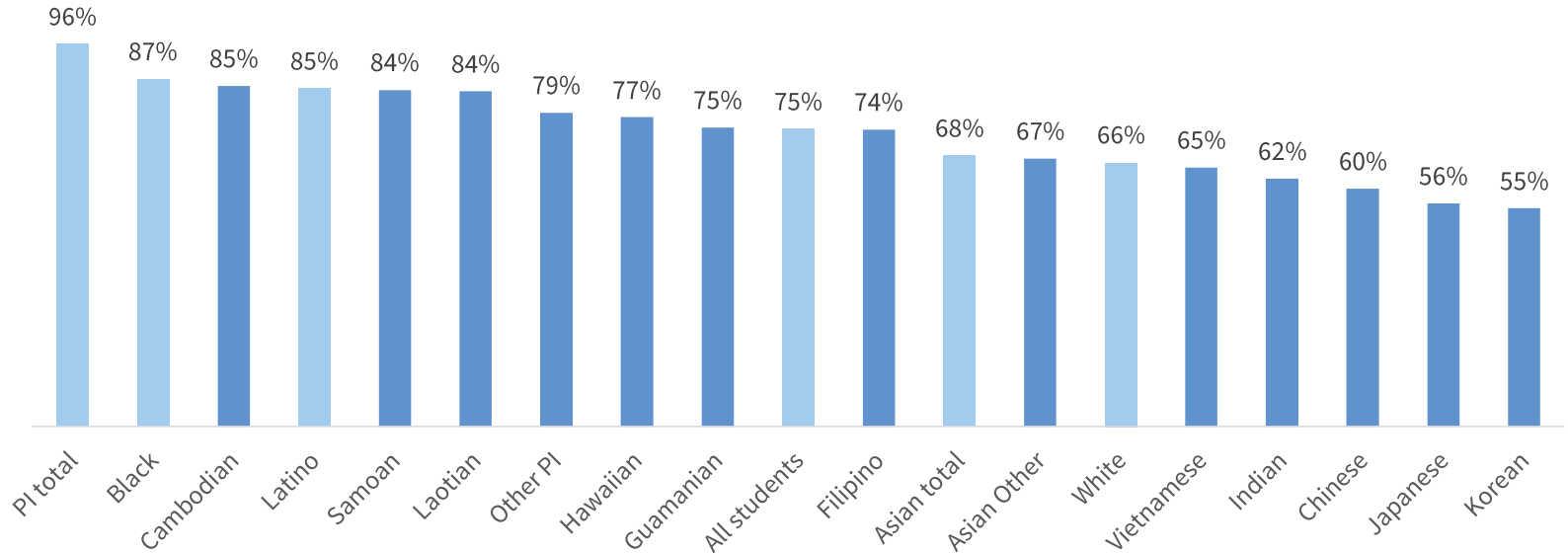
Source: California Community Colleges Chancellor's Office



#APIASFSummit

# CA Community Colleges: “Unprepared” status

Percent of entering 2007-08 cohort deemed "unprepared" for college-level work



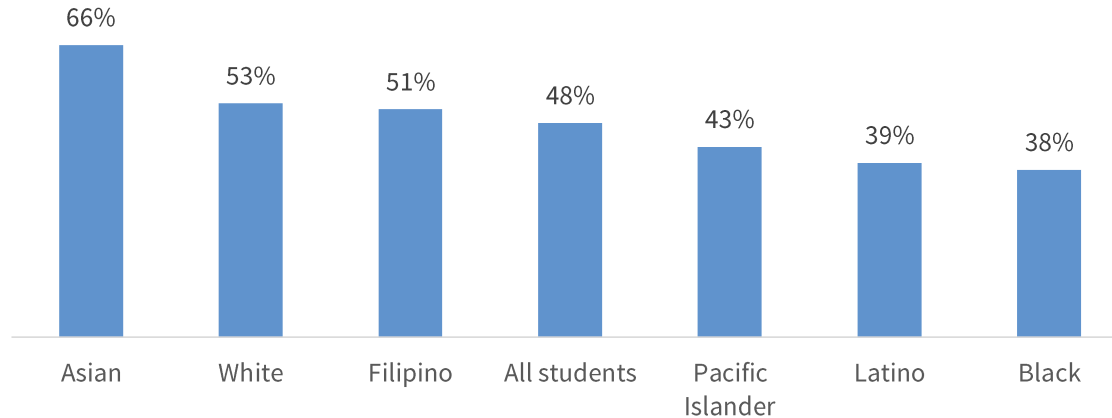
Source: California Community Colleges Chancellor's Office



#APIASFSummit

# CA Community Colleges: Completion

Six-Year Completion Rates for "Unprepared"  
2007-08 cohort



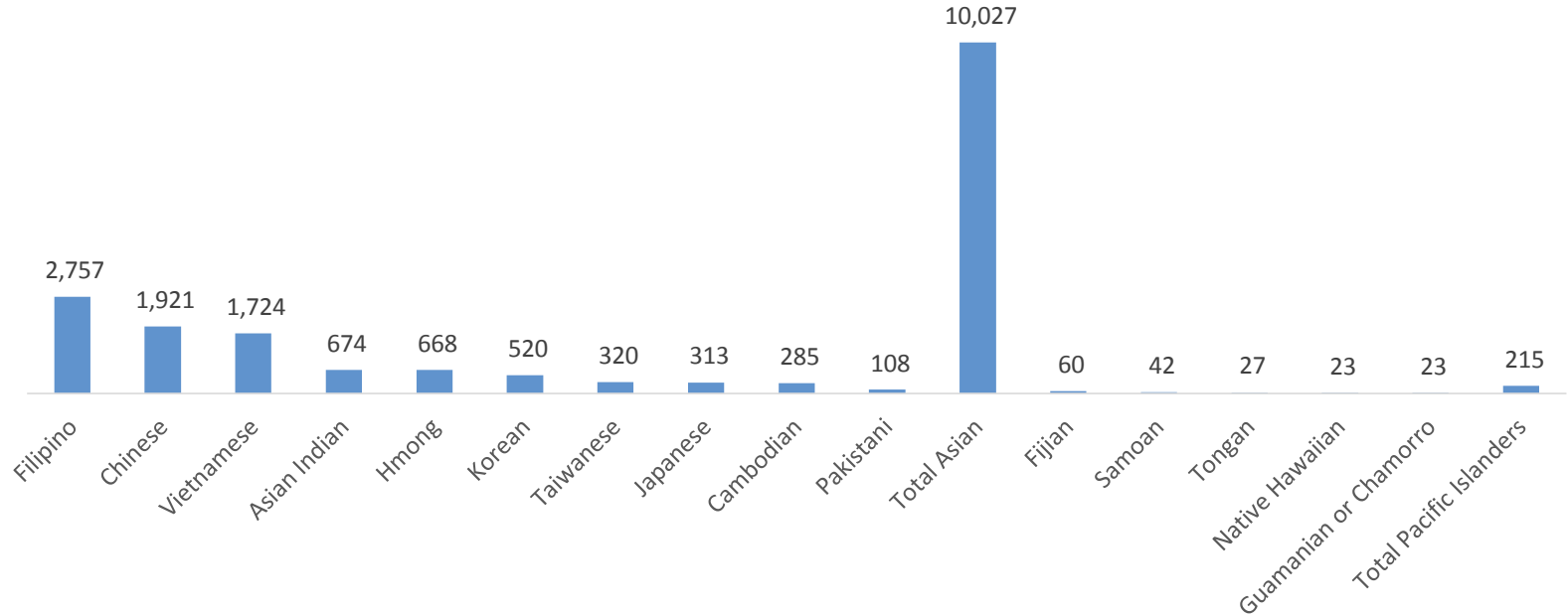
Source: California Community Colleges Chancellor's Office, Datamart



#APIASFSummit

# CSU: First-time Freshman Enrollment

Fall 2013 First-Time Freshmen (CA Residents) Enrollees  
Top 10 AA and Top 5 PI



Source: California State University Chancellor's Office

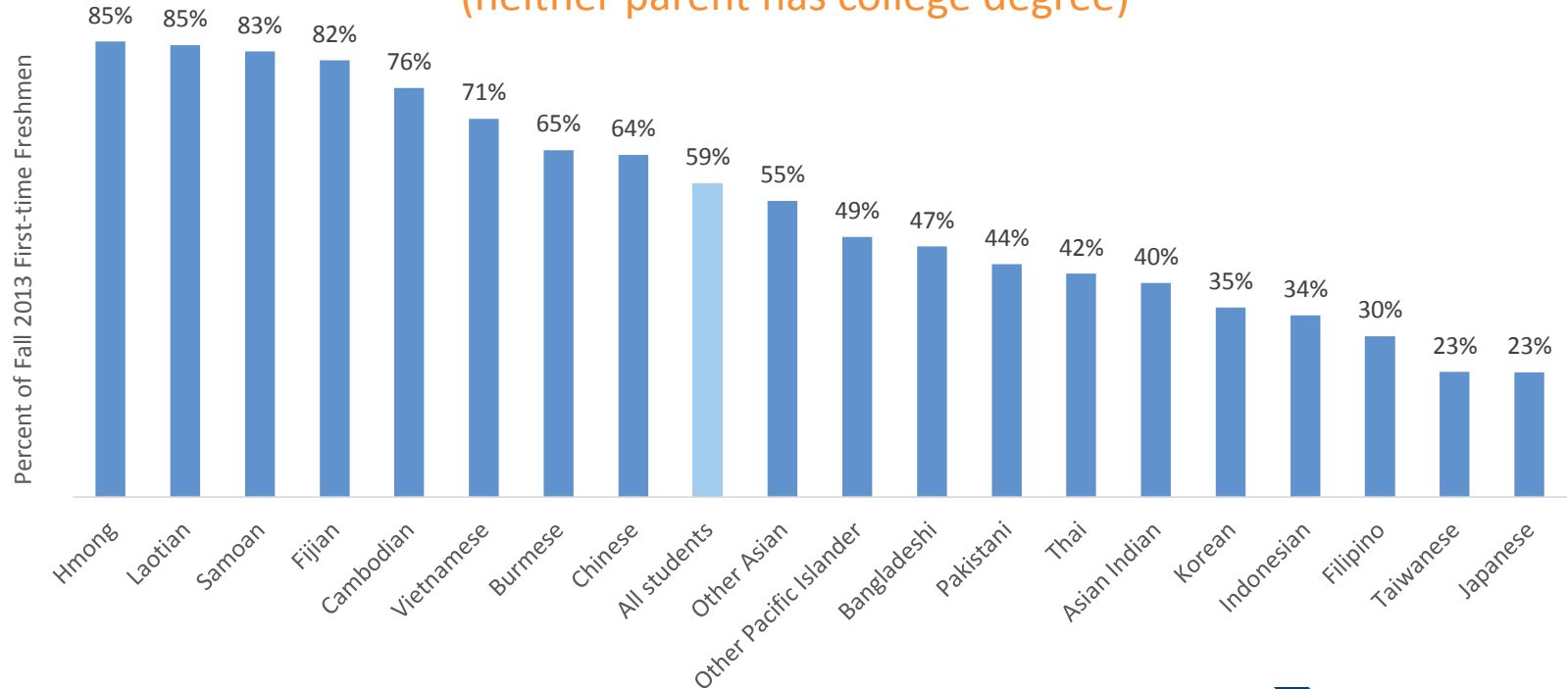


#APIASFSummit



# CSU: First-Generation

First-Generation student  
(neither parent has college degree)



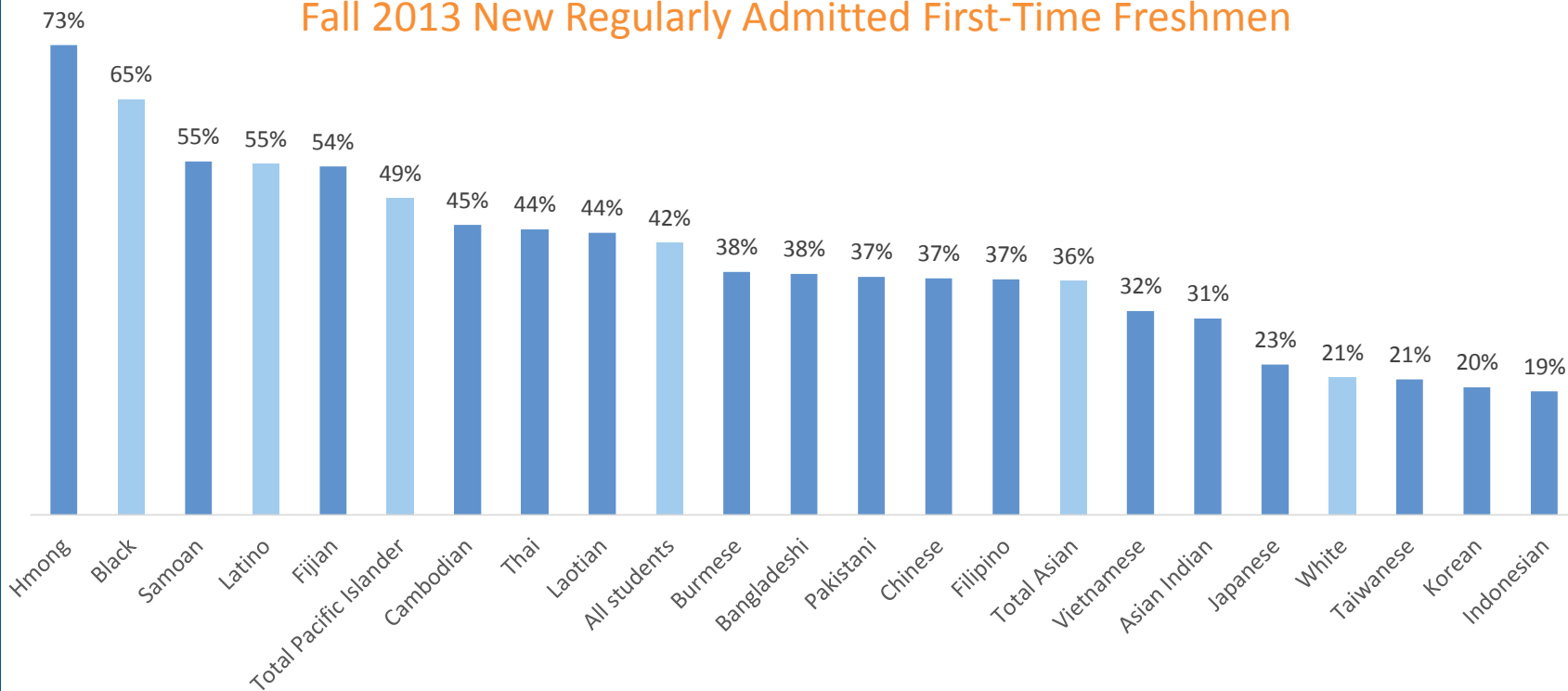
Source: California State University Chancellor's Office



#APIASFSummit

# CSU: Remediation Rates

Percent who need remediation in any subject  
Fall 2013 New Regularly Admitted First-Time Freshmen



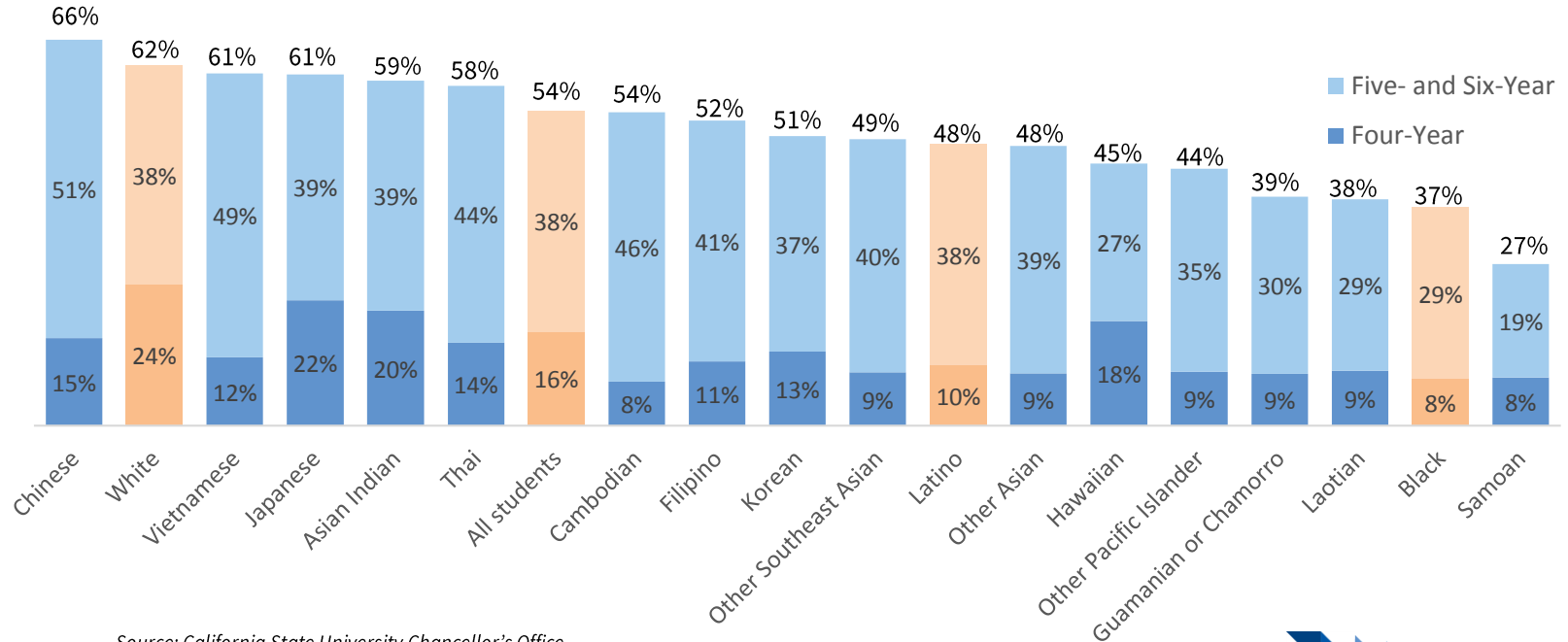
Source: California State University Chancellor's Office



#APIASFSummit

# CSU: Graduation Rates

Four- and Six-Year Graduation Rates  
Freshman cohort entering in 2008-09



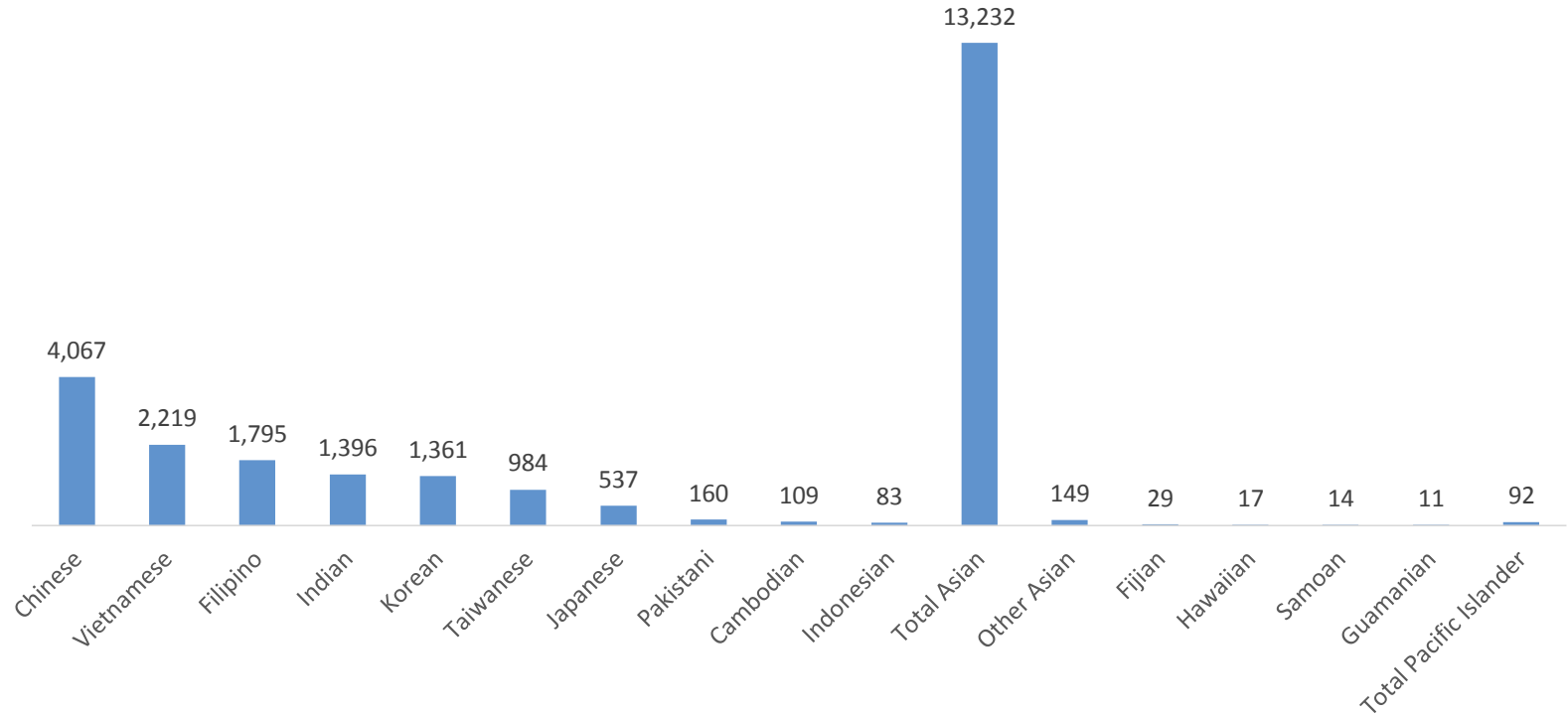
Source: California State University Chancellor's Office



#APIASFSummit

# UC: Enrollment

## Fall 2013 First-Time Freshmen (CA residents) Enrollees



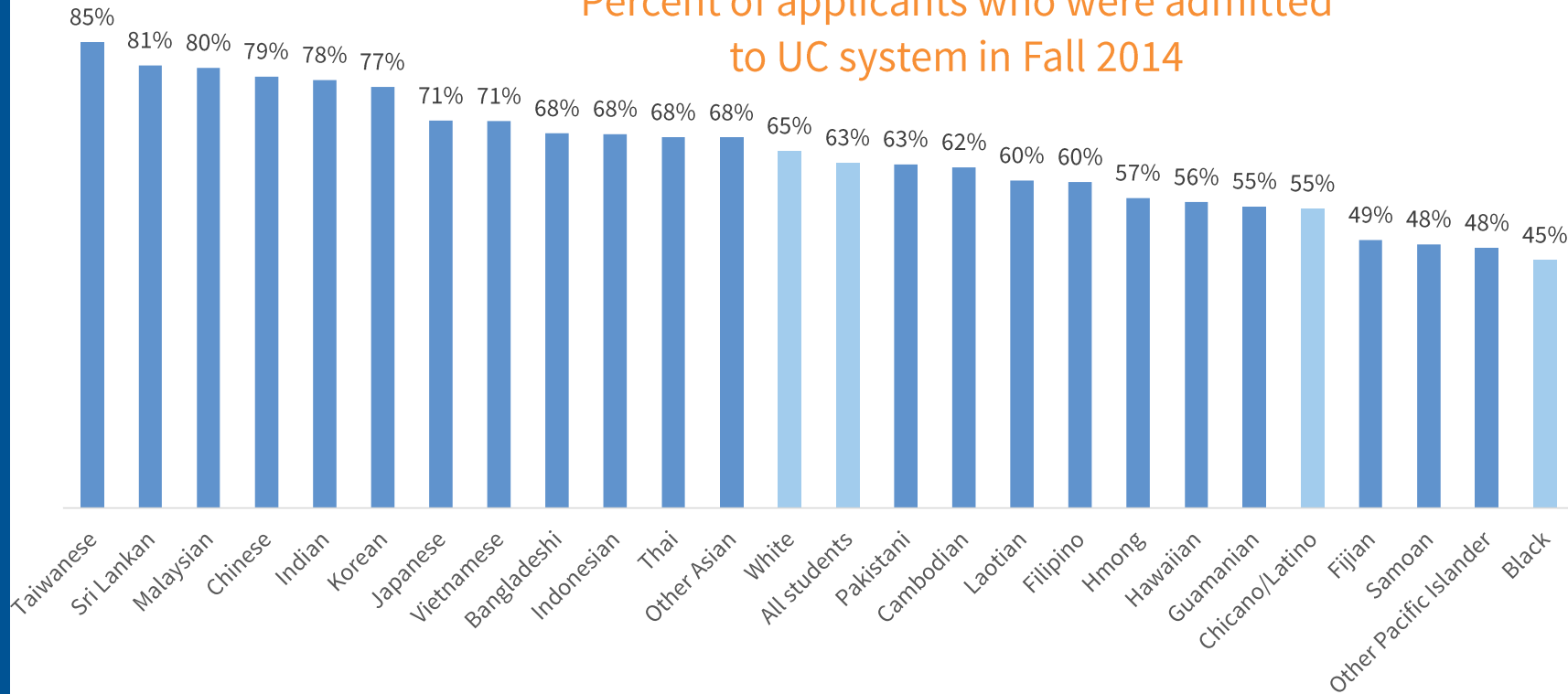
Source: University of California, Office of the President



#APIASFSummit

# UC: Admission Rates

Percent of applicants who were admitted  
to UC system in Fall 2014

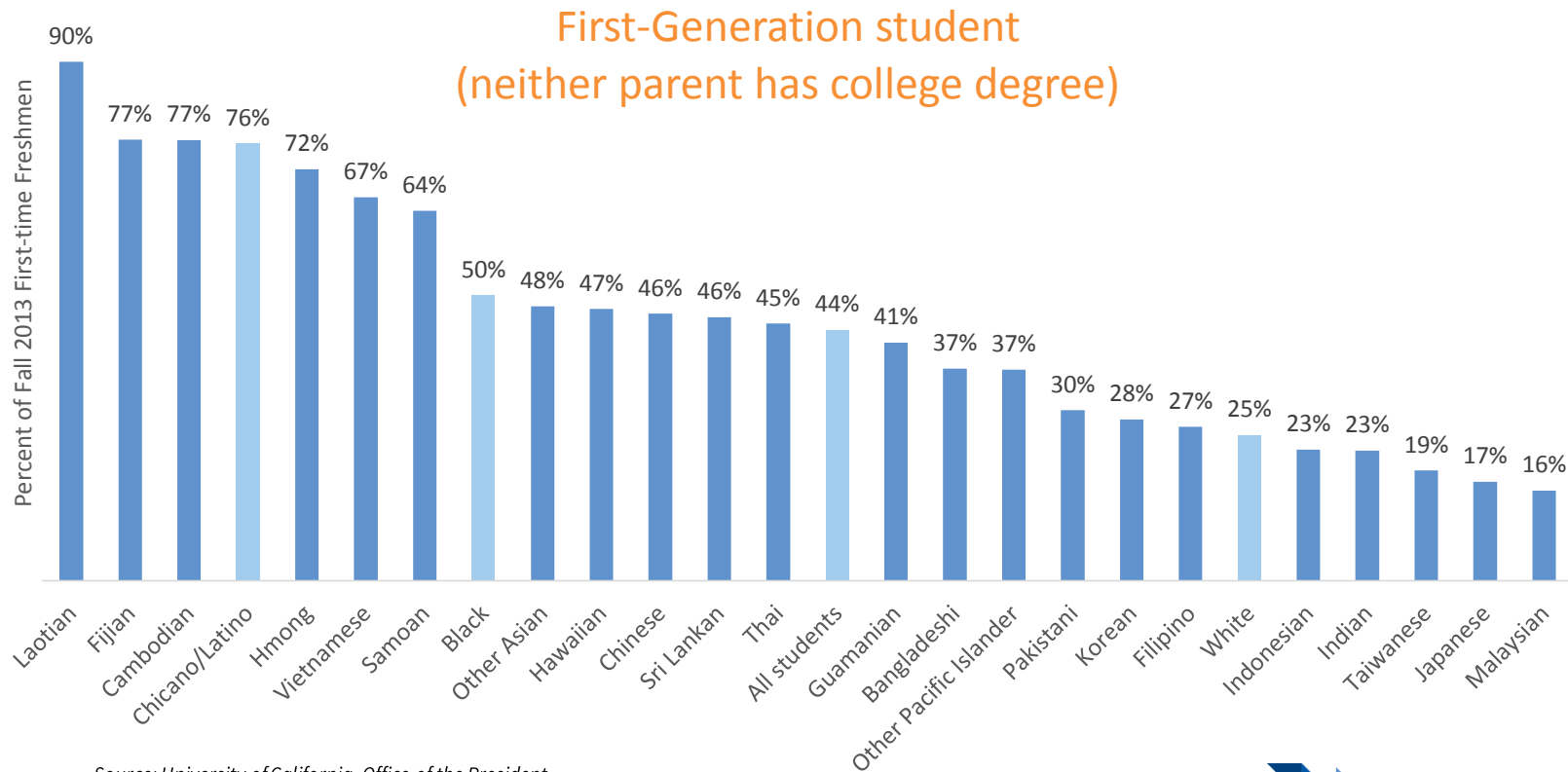


Source: University of California, Office of the President



#APIASFSummit

# UC: First-Generation



Source: University of California, Office of the President

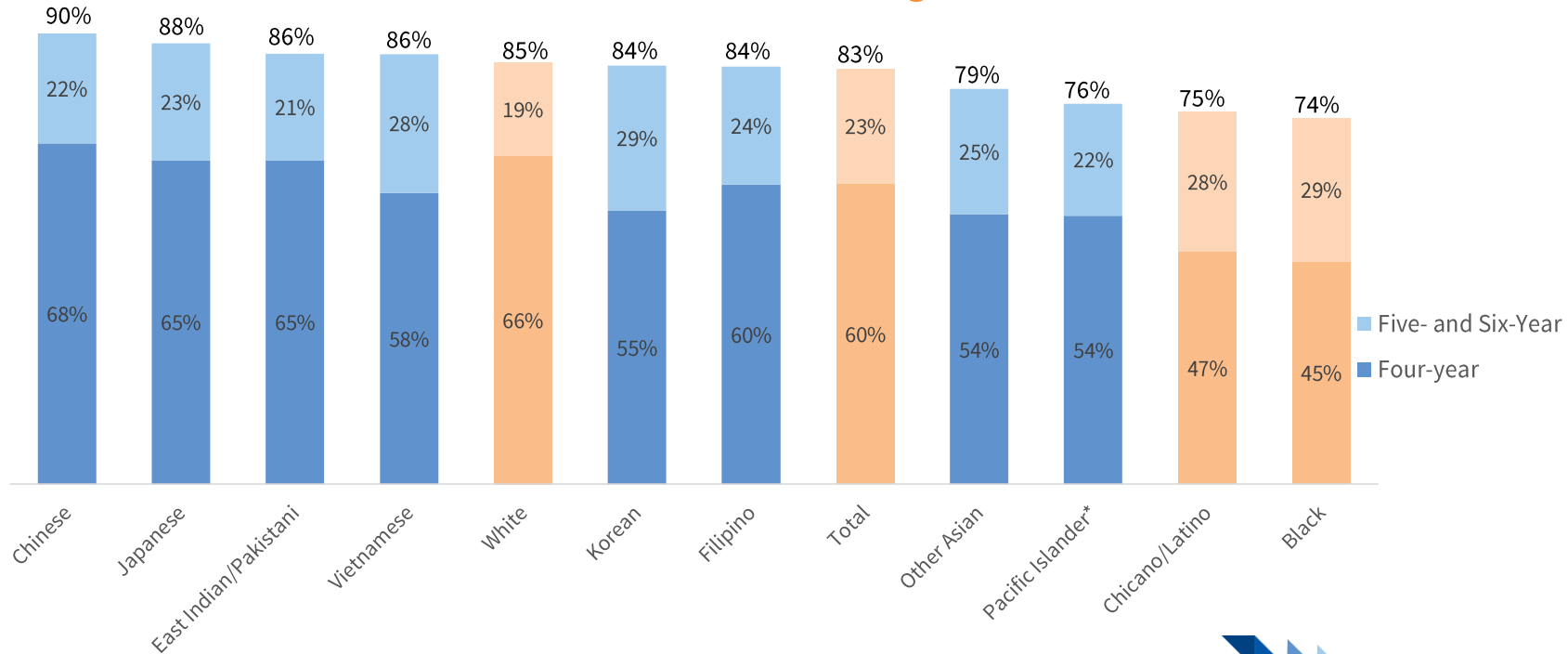


#APIASFSummit



# UC: Graduation Rates

## Four- and Six-Year Graduation Rates Freshman Cohort entering in 2007-08



Source: University of California, Office of the President



#APIASFSummit

# iCount: Equity Through Representation

## CARE

National Commission on Asian American & Pacific Islander Research in Education



## iCount: Equity Through Representation

In 2013, the National Commission on Asian American and Pacific Islander Research in Education (CARE) and the White House Initiative on Asian Americans and Pacific Islanders (WHIAAPI) – with generous support from ETS and Asian Americans/Pacific Islanders in Philanthropy (AAPIP) – launched the Asian American and Pacific Islander (AAPI) data quality campaign.



#APIASFSummit

# How to maximize the awareness of data disaggregation?

## POLICY/ADVOCACY

- How do we leverage disaggregated data to inform federal and state policy?

## INSTITUTIONS

- What ways can we encourage institutions to use disaggregated data to inform practices? Engage and serve students?

## STUDENTS

- How do we leverage disaggregated data to tackle the “model minority” myth and other assumptions about the “API student”?



# Q & A



# Contact Us



[www.collegecampaign.org](http://www.collegecampaign.org)



@CollegeOpp



[facebook.com/collegecampaign](https://facebook.com/collegecampaign)

## **Nadia Valliani**

Research & Policy Analyst

(323) 839 – 4368

[nadia@collegecampaign.org](mailto:nadia@collegecampaign.org)

## **Dr. Robert Teranishi**

National Commission on Asian American and  
Pacific Islander Research in Education  
UCLA, Institute for Immigration, Globalization,  
and Education



#APIASFSummit