

Southeast Vermont Region

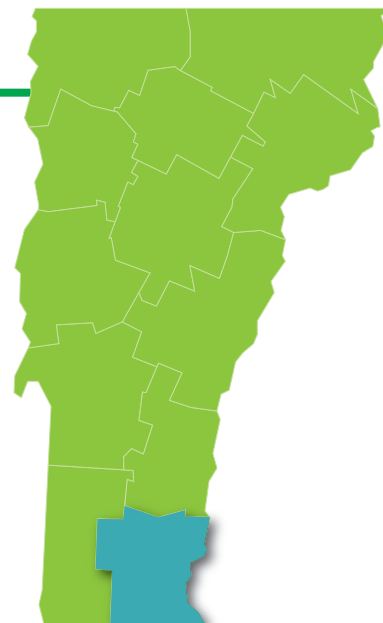


The Southeast Vermont Building Bright Futures (BBF) Region shares the same boundaries as Brattleboro Agency of Human Services (AHS) District. The region consists of the southern two-thirds of Windham County, located in the southeast corner of Vermont.

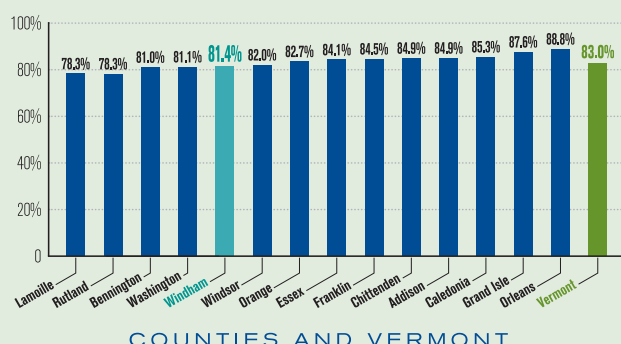
Child population 2011-2013¹⁵⁵

2,982 children under age 9 lived in the region in 2013

- + 0.3%** change in population of children under 3 years old (Vermont: +1.5%)
- 3.4%** change in population of children under 6 years old (Vermont: -1.9%)
- 2.9%** change in population of children under 9 years old (Vermont: -2.1%)
- 2.9%** change in population of children under 18 years old (Vermont: -2.6%)



Percent of Mothers Receiving Early Prenatal Care 2009-2011



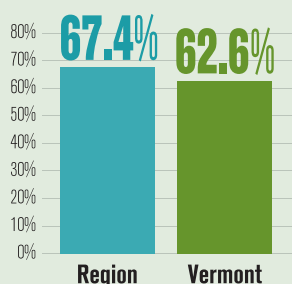
Source: Vermont Department of Health Vital Statistics and Vermont KIDS COUNT¹⁵⁶

The Southeast Vermont BBF Region, which covers most of Windham County, highlighted, shows the percent of mothers receiving early prenatal care below the statewide percent.

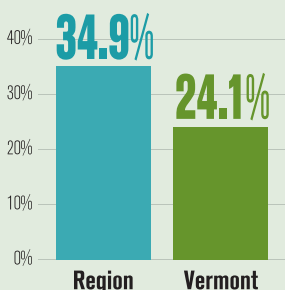
Early prenatal care (care that starts in the first trimester) is an accepted way to assess the access to care for pregnant women and is a reflection of timely initiation of prenatal care. Since early prenatal care is associated with positive pregnancy outcomes, increasing performance on this measure is correlated with positive health outcomes for mothers and babies. Vermont's rate is much higher than the national rate of 73.7%.

2014 Participation in STARS

Regulated Providers
Participation in STARS*



Regulated Providers
with 4 or 5 Stars**



Source: Vermont Insights, www.vermontinsights.org¹⁵⁷

STARS is Vermont's quality recognition and improvement system for early childhood care, education and after school programs.



Brattleboro AHS District increased the STARS participation rate in all levels from 61.2% in 2013 to 67.4% in 2014. The statewide goal is 95% STARS participation rate for 2017.

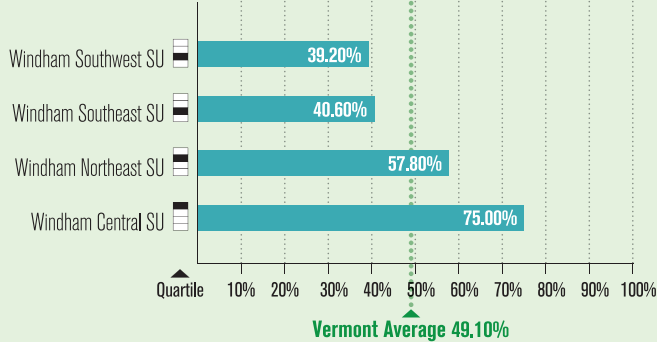
* Regulated providers includes registered family child care homes and licensed center-based programs.

** 4 and 5 Stars are the highest quality rating.

Southeast Vermont Region: Building Bright Futures

Percent of Children Ready for Kindergarten Southeast Vermont Region 2013-2014

BY SUPERVISORY UNION



Data Source: Vermont Agency of Human Services and Agency of Education¹⁵⁸

The Brattleboro AHS District contains portions of four Supervisory Unions/Districts.

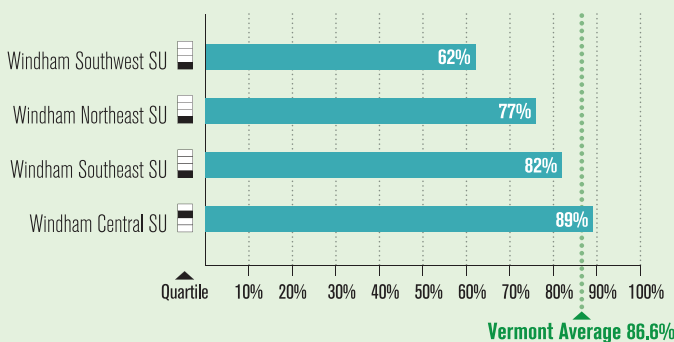
Kindergarten readiness is measured by the Kindergarten Readiness Survey (KRS). Kindergarten teachers from around the state are asked to complete a Kindergarten Readiness Survey for each of their students during the fall of each school year. The KRS is not a direct assessment of children; rather it relies on the accumulated observational knowledge the teacher has developed about the child during the first few weeks of kindergarten.

All Vermont Supervisory Unions/Districts are ranked by quartile. The first quartile (25%) had results less than 39.11% ready; the second quartile (25%) had results between 39.11% - 49.00%; the third quartile (25%) had results between 49.01% - 58.50%; fourth quartile (25%) had results above 58.50%.

2013-14 School Year KRS Data Explanation: Decreases in kindergarten readiness could be due to: 1) the implementation of a new data collection method; 2) a nine percent increase in the KRS response rate from 82% last year to 91%; or 3) the completion of more surveys this year as compared to last year for children who are Free and Reduced Lunch (FRL)-eligible and/or are receiving special education services.

High School Graduation Rates Southeast Vermont Region 2012-2013

BY SUPERVISORY UNION



Source: Vermont Agency of Education¹⁵⁹

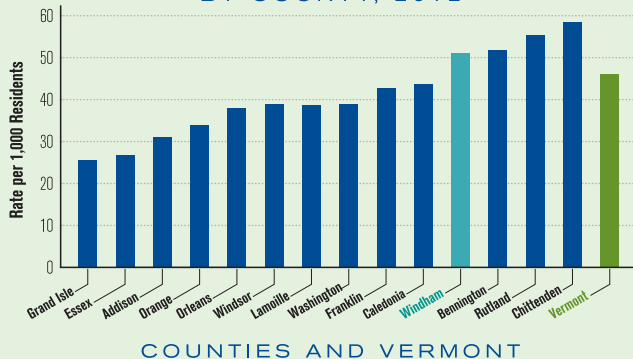
The Brattleboro AHS District contains portions of four Supervisory Unions/Districts.

The cohort graduation rate is the percentage of students enrolled at a school who graduate within four years of entering ninth grade.

All Vermont Supervisory Unions/Districts are ranked by quartile. The first quartile (25%) had rates less than 83% graduated; the second quartile (25%) had rates between 83% - 87%; the third quartile (25%) had rates between 88% - 91%; and the fourth quartile (25%) had rates over 91%.

Major Crime Rate per 1,000 Residents

BY COUNTY, 2012



Source: Vermont Department of Public Safety¹⁶⁰

The Southeast Vermont BBF Region covers most of Windham County, highlighted. In 2012, Windham County had a major crime rate of 51.3 per 1,000 residents, which is above the state rate. It is one of four counties—Windham, Bennington, Rutland and Chittenden—that had major crime rates above the state rate. The Vermont major crime rate was 47 per 1,000 residents.¹⁶¹

Major crimes (23 categories)¹⁶² are the more serious crimes and are counted whenever a complaint is received by law enforcement.