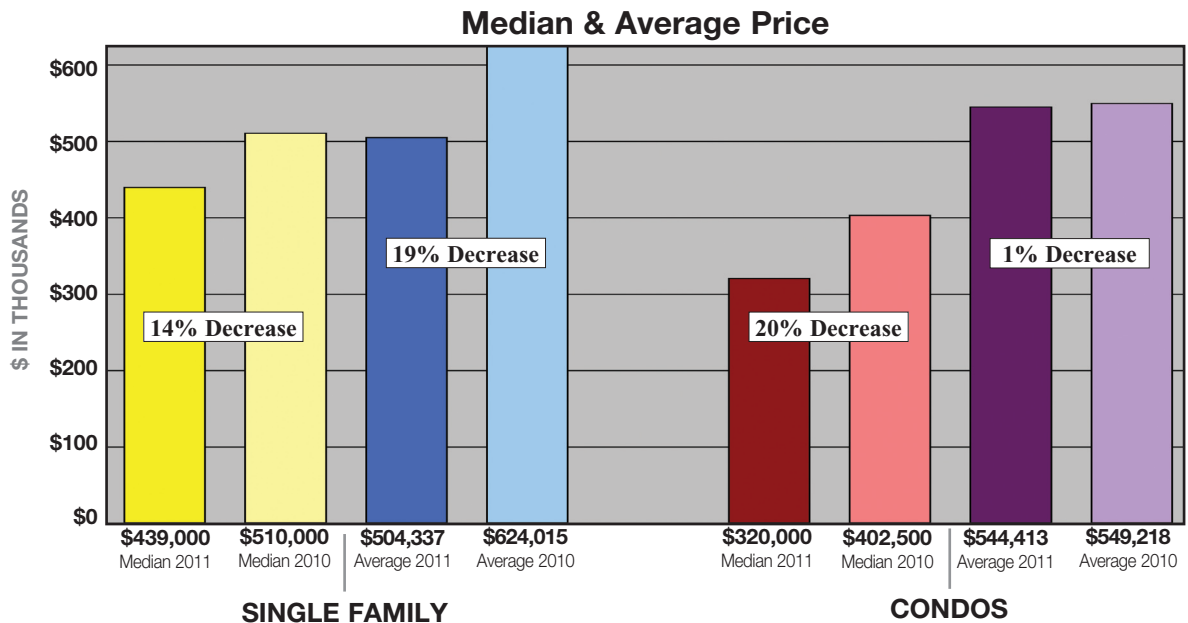
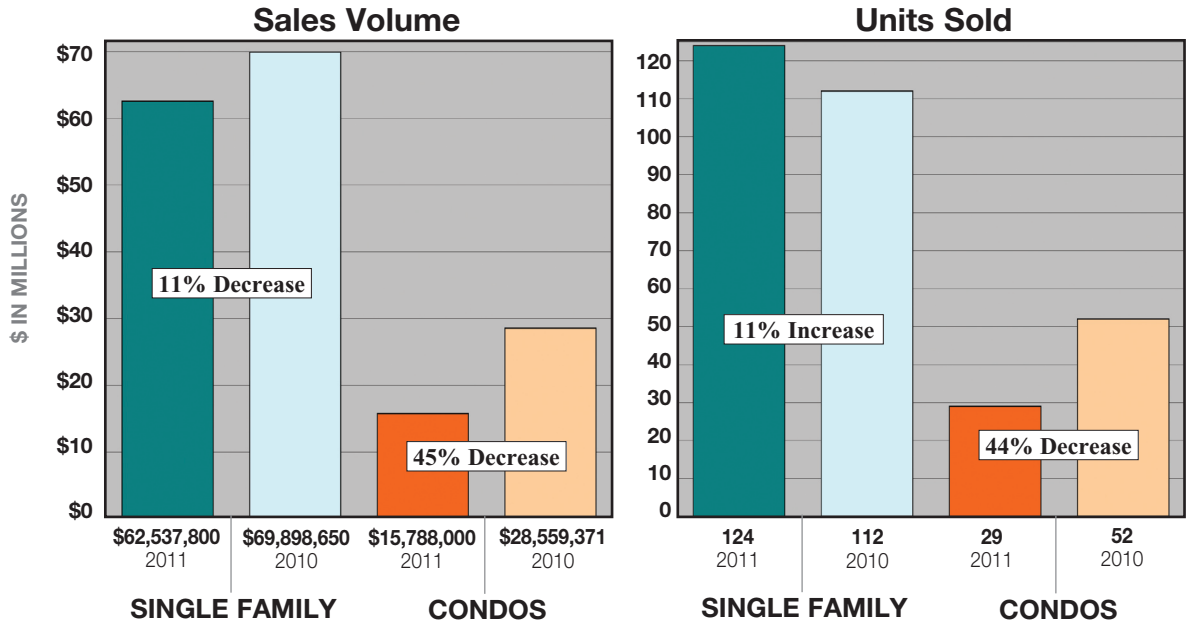


Truckee

2011 1ST QUARTER STATISTICS JANUARY 1 - MARCH 31 2011 vs 2010



Truckee

2011 1ST QUARTER STATISTICS JANUARY 1 - MARCH 31

2011 vs 2010 OVERALL MARKET STATISTICS

SINGLE FAMILY

CONDOS

TRUCKEE

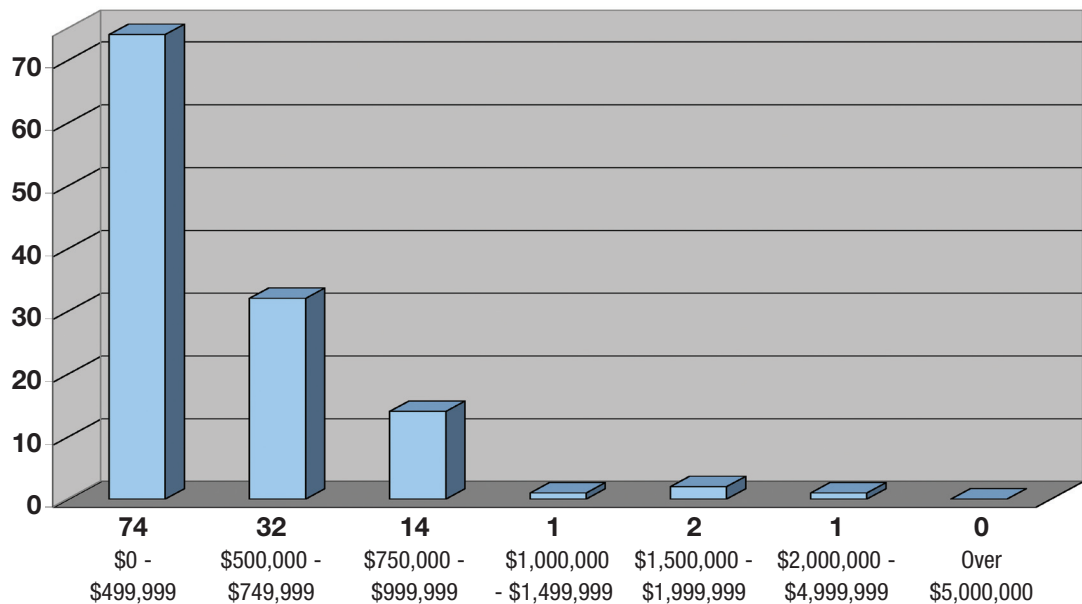
	2011	2010	%
Volume	\$62,537,800	\$69,898,650	-11%
Units	124	112	11%
Median Price	\$439,000	\$510,000	-14%
Average Price	\$504,337	\$624,015	-19%
Units Under \$1 Mil	120	100	20%
Units Over \$1 Mil	4	12	-67%

	2011	2010	%
Volume	\$15,788,000	\$28,559,371	-45%
Units	29	52	-44%
Median Price	\$320,000	\$402,500	-20%
Average Price	\$544,413	\$549,218	-1%
Units Under \$500	20	36	-44%
Units Over \$500	9	16	-44%

PROPERTY SOLD

SINGLE FAMILY - JANUARY 1- MARCH 31, 2011

TRUCKEE



CHASE
INTERNATIONAL

chaseinternational.com

Information gathered from Incline Village, Tahoe Sierra, Sierra Nevada, NNRMLS and South Lake Tahoe Board of Realtors MLS 03/31/2011