


**2015  
EAST CAROLINA COUNCIL  
CAMPOREE**



**Wild Scouting  
May 1<sup>st</sup> – May 3<sup>rd</sup>, 2015**

**Herbert C. Bonner Scout Reservation  
Camp Bonner  
978 Harvey Rd Washington, NC 27889**

**East Carolina Council Camporee  
May 1<sup>nd</sup> – 3<sup>th</sup>, 2015**

## **LETTER FROM OUR CAMPOREE CHIEF**

Greetings Fellow Scouts & Scouters,

It is with great pleasure that I invite you to our annual Council Camporee. This year I am very excited about our events, our exposition area, our staff, and our event as a whole! When the committee first met it was decided unanimously to get back to the basics of outdoor education: wilderness survival.

We will put our Scouts to the test this year with an exciting series of events all based on wilderness survival. Dealing with the elements is not something to be taken lightly. Every year people going missing in remote areas on standard camping trips. They perish needlessly due to lack of education and preparedness.

Being prepared and outdoor education are two things the Boy Scouts of America excels at. Finding, implementing, and executing a plan for food, water, and shelter are essential to living and coping with any survival situation. This year's events deal precisely with that.

There are hundreds of televisions shows, movies, articles, and more in the current media realm dealing with the subject. Which leads me to ask: Do you have what it takes?

I look forward to seeing a large crowd at our event this year. Use this guide wisely, reading through the rules and updates. Please note that preregistration is strongly encouraged as always to not only receive the commemorative patch but also to ensure that everything is in place accordingly.

I would personally like to extend my gratitude to the hardworking volunteers and professionals of the East Carolina Council, and thank you for everything that you do to make sure the spirit of Scouting is alive and well in Eastern, North Carolina.

Yours in Scouting Spirit,

James Suggs  
2015 Council Camporee Chief

# **CAMPOREE STAFF**

## **CAMPOREE CHIEF**

James Suggs

## **HONORARY CHIEF**

Chris Taylor

## **VICE CHIEF OF PROGRAM**

Terry Best

## **HEAD JUDGE**

Paul Scarborough

## **AREA CHIEFS**

Gold Area (Pitt)

Mark Sprague

Green Area (Tar River)

Avery Moore

Orange Area (Wilson)

J.P. Barnes

Red Area (Caswell)

Carole Cantu

Blue Area (NB/CT/WORD)

Steve Miller

White Area (L-D/BB)

Dal Newbold

## **EAST CAROLINA COUNCIL STAFF**

Ray Franks

Scout Executive

Richard Bogan

Director of Field Service

LaMarr Walker

Field Director

Matt Compton

Reservation Program Director

Matthew Lanouette

Central Service Area

Jon Garn

Central Service Area

Matt Connors

Northern Service Area

Brandon Kleimann

Northern Service Area

Nathan Broce

Southern Service Area

Gwangi Shipp

Multicultural Director

Curt Hendrix

Eco Lodge Director

Nelson Medford

Council Ranger

Teresa Rose

Office Manager

Judy Phillips

Registrar

Sylvia Ward

Accounting

Julie Sanderson

Fundraising

Rebecca Lane

Scout Shop

Bob Cain

Camp Charles Caretaker

David Perry

Camp Sam Hatcher Caretaker

## GENERAL INFORMATION

- A. All Scouts are encouraged to attend school until noon or officially excused by school officials on the opening day of the Camporee.
- B. Make sure parents/guardians know the troop/crew number, patrol name, and the name of the area the troop will be in.
- C. The use of mind-altering substances (including alcoholic beverages) by adult or youth members will result in the immediate dismissal from the Camporee site. Parents will be notified to come and pick up their Scout.
- D. Motorized vehicles will be permitted to enter the Camporee grounds on Friday to unload equipment only. They will then be parked in the designated areas. **No vehicles will remain in campsites. Troop trailers will be allowed to remain in campsites.** Windshield placards will be given out by the Area Chief as a parking permit. The Area Chief will ultimately be responsible for cars in their area.
- E. Walkie-talkies, handy-talks, or radios are not permitted.
- F. No unit will be allowed to participate in the Camporee without 2 adult leaders in attendance. All adult leaders will camp with their troop/crew. If troops/crews are unable to attend because of adult leadership they should buddy-up with another unit from their area (district.)
- G. Venturing Crews are encouraged to attend and participate in all Camporee Events. Crews are also encouraged to camp in the areas in order to promote Venturing.
- H. All Scouts will remain on the Camporee grounds throughout the event. If there are compelling reasons or emergencies for leaving, permission must be secured through your Area Headquarters.
- I. All campsites must be attended at all times by a responsible adult.
- J. Scouts should use the "buddy system" when outside their assigned area. During the events on Saturday, an activity uniform may be worn. Scouts should dress "clean & appropriate in a Troop Class B uniform (must in good repair, clean with no holes.) Shoes will be sneaker type, boots, or leather shoes. **For safety reasons NO SANDALS or open-toed shoes will be allowed.**
- K. All patrols/troops/crews will do their own cooking/heating of water with charcoal, wood or approved chemical fuels. It is suggested that if wood or charcoal fires are used, a burn container be brought

to protect the ground. In case of a fire ban, alternate methods of cooking should be planned.

- L. Please set up campsite with Leave No Trace Principles in mind. Each patrol Site will be 40' X 40'
- M. Troops will furnish their own garbage bags and properly dispose of them in the large dumpsters. If dumpsters are not available or full, be prepared to pack your trash out.
- N. Troops/crews are required to erect their own "facilities" for unit use. Port-a-Johns are for the use of Camporee guests. Unit Leaders are requested to "monitor" this situation closely. Units may call Jim's Liquid Waste 1-800-261-1016 to order their own port-a-john for their campsite. (A unit leader will need to be on location when the port-a-john arrives to ensure proper placement). East Carolina Council accepts no responsibility for port-a-johns ordered by units. Port-a-johns will be provided by ECC for Cub Scouts and area staffs.
- P. Approved lanterns may be used in campsites. Only electric lanterns or flashlights are to be used outside the troop site. Generators will not be permitted on the Camporee grounds.
- Q. Each troop/crew should erect a flagpole on its site and properly display the National and Unit Flag. Flags should be lowered at dusk on Friday and Saturday.
- R. For the convenience of the campers and guests the Council operates a trading post at Headquarters. Any remaining Camporee emblems will be sold beginning at 12:00 noon on Saturday.
- S. Council Event Insurance covers accidents only and has a deductible. It does not cover normal sickness. All youth and adults must be registered with the BSA and the Camporee to be covered.
- T. Each Area Chief will handle all complaints.
- U. All persons/guests are required to register at the Camp Office located in Area HQ.
- V. **The only trading posts in operation at the Camporee are the Council sponsored trading posts.** No unit or other organization is authorized to sell items of any kind.
- W. Webelos Scouts may attend with an adult partner. Cub Scouts are invited to stay in the C.S. Area with a 1:1 youth-adult ratio.
- X. **ONLY GENERAL USE & CUB AREAS WILL BE MOWED. UNITS ARE RESPONSIBLE FOR CUTTING THEIR OWN SITES, AND USING APPROVED PESTICIDES**

# CAMPOREE REGISTRATION

## WHATS NEW FOR 2015?

**No Vehicles will be permitted beyond the check in point and only Troop Trailers will be allowed in campsites.**

**PATROL SIZE:** A Patrol is no bigger than 10 youth, and no smaller than 4 youth

## REGISTRATION

To pre-register, your application must be postmarked no later than April 24<sup>th</sup>, 2015. Registration fees are:

Boy Scout/Venturing/Exploring Registration: \$10.00 per Boy Scout, Venturer, Explorer

Webelos Registration: \$10.00 per person and \$10.00 per adult partner

Late Registration: \$12.00 per participant

EARLY REGISTRATION IS BASED ON INDIVIDUALS, NOT UNITS. ONE INDIVIDUAL DOES NOT SERVE AS A PLACE HOLDER FOR THE ENTIRE UNIT. All registrations on site will be \$12

**Registration is available online at:**

<http://eccnsa.org.kintera.org/2015camporee>

Mail in Registration Forms with fees and completed unit roster to:

East Carolina Council, BSA

Attn: 2015Council Camporee

PO BOX 1698

Kinston, NC 28503

**FEE REFUND POLICY:** All refund requests must be in writing and mailed to the East Carolina Council Office.

Refunds are not given at camp. Request received prior to April 24<sup>th</sup> – all fees will be returned. Request received after April 24<sup>th</sup> through Friday of the event will have a \$5 fee per registrant

Refund request for "no shows" will not be honored. Refund request for Scouts or Parents who depart camp early will not be honored.

**MEDICAL FORMS:** All Camporee participants are required to complete and submit an Annual Health and Medical form. Medical forms will be submitted upon check-in to each area headquarters and returned to the unit prior to departure. This is the new A & B form on the newly released medical form. (A doctor's signature is not required for this event.) The medical form can be found on the ECC website under "BSA Forms".

**CAMPOREE PATCH:** Extra patches, if any, will be sold after noon on Saturday at the Council trading posts. All unregistered units or units adding Scouts are required to check in at the Camporee headquarters. Units may add additional campers at the Camporee at the late registration rate by checking in at the Camporee Headquarters. You will also receive your Camporee emblems at the Camporee Headquarters for late registrations.

**ARRIVAL AT CAMPOREE:** Your unit should plan to arrive at the Camporee on Friday. **All troops/ crews should report directly to the Reception Center after parking your vehicles in the designated areas,**

general information and receive their Camporee Emblem. After registering, it is suggested that you go to your assigned site and set up camp. LDS units attending may leave on Saturday Evening.

**WEBELOS CAMPING:** To promote Boy Scouting, Troops are encouraged to invite Webelos Scouts to attend and camp with the Troop. Each Webelos Scout must have one adult as a supervisor. From the Guide to Safe Scouting: *A Webelos Scout may participate in overnight den camping when supervised by an adult. In most cases, the Webelos Scout will be under the supervision of his parent or guardian. It is essential that each Webelos Scout be under the supervision of a parent-approved adult. Joint Webelos den/troop campouts including the parents of the Webelos Scouts are encouraged to strengthen ties between the pack and troop. Den leaders, pack leaders, and parents are expected to accompany the boys on approved trips. Only adult parents may sleep with Webelos, not approved adults.*

**LEADERS MEETING:** Area Chiefs meet at 8:30pm Friday Night, at HQ. Scoutmaster's Meeting at 9:30pm in your sub-camp. Make sure that your unit is represented at the leader's meeting to get important information about Saturday's activities by both a Scout Leader and the Senior Patrol Leader.

### **WHAT TO BRING TO CAMP**

Tent	Cooking Equipment
Sleeping Bag, Pillow, and Air Mattress or Pad	Flashlight w/extra batteries
Rain Gear	Age Appropriate Scout Uniform
Camp or other Scout T-Shirts	Sunscreen (Pump or Lotion)
Hat or Cap	Camera
Insect Repellent (Pump or Lotion)	Approved pocket knife
Personal hygiene items	Money for Trading Post
Boy Scout Handbook	
Toiletries	

NOTE: Please do not pack or carry any aerosol cans

### **THINGS TO LEAVE AT HOME**

Radios, Televisions, Electronic Games, Alcoholic beverages & tobacco products, Sandals/Opened-toe shoes, Aerosol Cans, Fans & Extension cords.

### **TROOP ITEMS TO BRING TO CAMP**

Troops will camp by patrol with Troop staff s also allowed a 40' x 40' area for each 10 people registered in as troop staff. Items to bring include.

Flags- Flagpoles	Boundary poles/Gateway materials
Sterilization / Sanitation equipment	Proper Food storage for each patrol
Adequate Water carriers	First aid kit / patrol
Adequate tents	Patrol bulletin boards
Fire protection	Patrol member assignments
Required event equipment	Medical forms

# **CAMPOREE EVENTS**

**Troops and Crews**

**\*\*\* POINT BREAK DOWN ON THE LAST TWO PAGES OF THIS BOOKLET\*\*\***

**\*\*\* At each event area there will be a designated area HQ. That area will be staffed and patrols will hand off their score card to the designated judges there. Upon completion of the area, Patrols will return to the gate and turn in the area score card. The staff will then transfer the scores for the area to the Patrol Score Card\*\*\***

## **HOW TO COMPETE...**

**In each Event Area Patrol Leaders will decide which patrol members will compete at the different stations within the in the area. Patrols must maintain the buddy method and must divide their patrol within the area to complete the all events in the area. An Event at each Area will allow the entire patrol to compete as a complete patrol. A participation score will be given for trying each event.**

## **GUIDE TO EVENTS:**

**Red Area:** Signaling and Codes

**Gold Area:** Shelter Building

**Blue Area:** Zero Match Fire Building

**White Area:** Tomahawk Throw

**Green Area:** Geocache/First Aid

**Orange Area:** Plant/Leaf Identification

**Each Area will have their event and display area adjacent to area HQ. One hour has been given to go through each area as well as fifteen minutes of travel time to walk from event to event.**

# CAMPOREE EVENTS

## Troops and Crews

### Gold Area - 400 Points: Shelter Building

**Objectives:** Building adequate shelter is key to survival. It could mean the difference between a good night's sleep, or a sleepless night. It could mean the difference between being ravished by wild animals, or being protected and secure. The objective of this activity is to build a shelter that must hold at least three people comfortably. It must be able to withstand wind, rain, wildlife, and strength tests.

**Materials:** Patrols will be responsible for supplying the deconstructed framing materials for their shelter. All materials must be found in the woods of Eastern North Carolina. Possible materials to be supplied by the area will include pine boughs, tree limbs, moss, rocks, branches, etc. Bamboo may be used. One simple rain poncho may be used too.

**Competition:** Patrols will be given access to the materials at the beginning and then given thirty minutes to assemble their shelter. Once the time is up the judges will put it through the tests.


#### **Scoring: (total possible: 400)**

Size: Each shelter must be able to hold three patrol members comfortably. That means no body parts outside the shelter. 100 points for everything within, 25 point deductions for every body part out.

Water Resistance: A newspaper will be placed inside and a bucket of water will be dumped on the shelter. Points will be deducted for the amount of paper that gets soaked. 100 points possible

Time: 100 points for 30 minutes or under for completion. 10 points will be deducted for every minute over 30.

Strength: Weights will be placed on the structure to test its durability and strength. They will be as follows: 25lbs- 50 points 50lbs- 65 points 75lbs – 80 points 100lbs – 100 points





# CAMPOREE EVENTS

## Troops and Crews

### Orange Area –400 Points: Plant / Leaf Identification

**Objectives:** When given a sample, photo, or sketch, be able to properly identify a plant and list its uses. Properly identifying plants can save or take one's life. Proper identification could lead to more food, healing properties, or assuring that contact in any form would not yield illness or death.

**Materials:** Knowledge

#### **Competition:**

- 1) Each patrol will be shown 10 leaves or illustrations and asked to properly identify them.
- 2) Each patrol will be given a 10 question written test to identify the uses and/or characteristics of the plants.

The plant list will be limited to:

- Bald Cypress
- Red Maple
- Poison Ivy
- White Oak
- Red Cedar
- White Pine
- River Birch
- Willow Oak
- Magnolia
- White Ash
- Yellow Poplar
- Sweetgum
- Black Cherry
- Flowering Dogwood
- Eastern Cottonwood
- Black Walnut

Study pdf available online:

<http://ncforestservice.gov/publications/IE0112.pdf>

#### **Scoring: (total possible: 400)**

20 points will be awarded for each correct answer-----20 points each (400 total)

# CAMPOREE EVENTS

## Troops and Crews

### Green Area – 400 Points: Geocache and First Aid

**Objectives:** To combine the modern hobby of Geocaching with the fundamental Scout skill of First Aid. Scouts will demonstrate the ability to operate a Geocache GPS to find the injuries for their victim for the First Aid skill assessment.

**Materials:** Each patrol is to furnish their own GPS unit and patrol First Aid Kit. Council GPS units will be available to borrow at the Green Area HQ but will require a deduction of 100 points from the final event score. First Aid Kit should be a “practice” kit as the items will be used to treat the “victim” during the event. Kit should include the basics including but not limited to splinting, puncture wounds, abrasions, cuts, and transportation of an unconscious victim.

**Competition:** Patrols will report to the Green Area HQ at their designated time. The Acting Area Chief will verify the patrols have the GPS unit and first aid kit and give them their first GeoCache GPS coordinates on a designated colored card for this event. The patrol will need to find the first geocache and find the correct colored card for their patrol. The card will have a multiple choice question about First Aid. The answers will have new coordinates with each answer. Once the patrol has decided on the answer they will go to that answers coordinates. There will be 4 locations for the patrol to find. Every color will have a different order and different locations to find. The final location will be the practice of the First Aid skills. Upon arrival at the 4<sup>th</sup> location the Patrol will pick a “victim” and have the victim hand their card to the Judge. The Judge will then explain the scenario that the patrol has to deal with. **All** victims will be unable to transport themselves. (cough-cough, hint-hint, Requirement 6b for 1<sup>st</sup> Aid Merit Badge) The patrol will render first aid under the supervision of the area Judge. Judge will deduct 50 points for any action deemed to put the victim at risk. (unsafe transportation, unsafe movement of victim in First Aid treatment, any action resulting in greater injury, any action resulting in more Scouts injured) Patrol will then transport the “victim” to the Green Area HQ.

Skills to practice:

- Assessing an area when approaching what appears to be a victim
- Verifying you have a victim and not a Scout taking a nap
- Calling 911
- Rolling over an unconscious victim
- Assessing an unconscious victim
- Stabilizing a puncture wound (eye, chest, limb)
- Splinting a broken limb
- Treating open wounds
- Treating burns
- Transporting an unconscious victim
- Transporting a conscious victim that cannot walk
- Steps of Rescue Breathing (will not practice but may be on quiz)
- Steps for CPR (Same as Above)
- Signs and treatment for shock, heat exhaustion, sun stroke, hypothermia, dehydration
- Treatment for blisters, splinters, small abrasions

#### **Scoring: (total possible: 400)**

First Aid is a fundamental skill for Scouting, as such this is not a race against the other Patrols but an assessment of Scouting Skills.

400 points will be awarded to all patrols who complete the event with their own equipment.

50 points may be deducted for each above infraction.

# CAMPOREE EVENTS

## Troops and Crews

### White Area – 400 Points: Tomahawk Throw

**Objectives:** To demonstrate the skill of throwing a tomahawk at a target with accuracy. This skill has the potential to save your life in a survival situation. Gathering food, and not wasting energy needlessly is key to survival. To that end, tomahawk marksmanship is crucial.

**Materials:** All necessary items will be supplied at the event area.

**Competition:** Each patrol will be given ten chances to throw a tomahawk at the target. Patrols must delegate as to who will be throwing. No one person may throw more than three times total.

**Scoring: (total possible: 400)**

Throw hits target -----20 points

Throw sticks in target -----30 points

Bulls-eye -----40 points

# CAMPOREE EVENTS

## Troops and Crews

### Red Area –400 Points: Signaling and Codes

Smoke signals can be seen for miles and fire is visible even further in the dark. A whistle can be heard for greater distances and uses far less energy than yelling. A mirror or other object that reflects the sun can make you visible to a helicopter or plane. Millions of people have been trained that three whistle blasts, three smoke signals—three of any signal—stands for distress (HELP).

**Objectives:** Apply a signal code for attracting a helicopter or plane that help is needed.

The patrol will receive 50% or (200 points) for successfully transmitting distress signal using a one approach.

The patrol will receive 25% or (100 points) for transmitting a distress signal from a secondary approach The patrol will receive 25% or (100 points) for attending a designate signaling display in the red area.

**Materials:** Patrol needs to provide signaling items (mirrors, flashlights, Aluminum foil, or other reflective objects)

**Competition:** Patrol will be given one hour to complete two distress signals and visit the Red Area display.

#### **Scoring: (total possible: 400)**

One ground to air distress signal-----200 points

Secondary distress signal-----100 points

Visit Red Display Area-----100 points

# CAMPOREE EVENTS

## Troops and Crews

### Blue Area –400 Points: Survival Fire Building

**Objectives:** The idea of this challenge is to prepare you for a survival situation. The event will consist of three parts, a fire building competition, survival skills questions, and submittal of a primitive fire making method.

**Materials:** Site Provided Materials – Two Matches (worth 75 points each if returned). Fire pit and twine will be provided as well. Challenge must be attempted to be eligible for any points. Patrols will need to provide all fire building materials.

#### **Competition:**

**Challenge 1-** Patrols will be required to make a fire that severs strings above it at two different heights. Challenge must be attempted to be eligible for any points.

- One string will be at 14 inches.

- Second string will be at 18 inches.

- The fire building material cannot be higher than 12 inches.

- No lighters or other fuel based equipment may be used.

- Patrol supplies all fire building materials for the fire.

- Two matches will be provided, however use of each match will deduct 75 points each.

- Time allowed will be 15 Minutes

325 Points.

**Challenge 2 –** Patrols will be required to bring an example of a primitive fire making method. Example Bow Drill, Crutch Drill, Cord Drill etc. (Excluding Flint and Steel)

50 Points

**Challenge 3 -** Patrols will be required to answer the following questions. Each question is worth 5 points.

1. What is Char-cloth and why it could be important?

2. Name four reasons a fire is important in a survival situation?

3. Name three ways you can start a fire with the following items. Flashlight with 2 AA batteries, a pack of gum, a peanut butter sandwich wrapped in plastic wrap, can of soda, bottle of water, camera, and pair of eyeglasses.

4. Describe the difference of tinder, kindling, and fuel.

5. Fire requires what three things?

25 Points

#### **Scoring: (total possible: 400)**

Return of match #1-----75 points

Return of match #2-----75 points

Build a fire and severs the 1st string-----75 points

Build a fire and severs the 2nd string-----100 points

Bring a working primitive fire building tool-----50 points

Answer 5 trivia questions—(5 points each) -----25 points

## OTHER EVENTS & ACTIVITIES

### **CAMPING & JAMBOREE DISPLAY AREA (100 points)**

Summer Camp and the Order of the Arrow are vital components to the Scouting Outdoor Program. Patrols/Crews who visit the display will receive 100 points. The Display will be located near the Trading Post. Scouts who are not yet signed up for summer camp will have the opportunity to do so at this area.

### **CAMPOREE STAFF (100 points or 150 points)**

Each patrol will receive 100 points if an adult leader volunteers to be on an Area Headquarters Staff or Judge all day Saturday. If an adult works two hours in the trading post the patrol will receive 150 points.

### **EXPOSITION DISPLAY AREA and OA/CAMP PROMOTIONS (200 POINTS)**

Each patrol, as a patrol, must visit at least four exhibits at the Exposition Area for 25 points each. 50 points will be given to those that visit the OA site near HQ, and another 50 points for visiting the ECSR tent at HQ.

### **CAMP BONNER TRADING POST**

The Camp Bonner Trading Post located next to the White Area HQ will be open throughout the evening on Friday and the Day on Saturday.

## PRIOR TO CAMPOREE CERTIFICATIONS

**These certifications are signed of by the Scoutmaster. Remember a Scout is Honest!!! (400 points)**

### **CHURCH ATTENDANCE (100 POINTS)**

Each unit will receive 100 points for having at least 1/3 their unit attend a Church service together prior to camporee. At least ¼ of the troop will score 50 points.

### **SCOUTING WINDOW DISPLAY (100 POINTS)**

Each patrol of a troop that places a display in a window of a store in their community for a time period of at least one week any time prior to the council camporee will receive 100 points. The display must include the unit's chartered organization, place and time of the meeting, and be attractive. Place a picture of the display on the patrol bulletin board.

### **GOOD TURN FOR AMERICA (100 points)**

The patrol/crew must have provided a service to the community. This service should not have been dealing with any rank requirements. Proof of this service can be pictures, news article, or proof that the patrol/crew has logged into [goodturnforamerica.org](http://goodturnforamerica.org), and completed at least one "good turn".

### **SHORT-TERM CAMPING EXPERIENCE (100 points)**

Each patrol/crew will receive up to 100 points for turning in a schedule of their previous and upcoming Short-Term Camping experiences. (Camporee does count as 1). The schedule should be for January 1, 2014 to December 31, 2014. Troops should submit to their area a one page schedule listing containing the Month of the camping trip and location of the campout. (Ex: Goose Creek State Park, Washington, NC)

**Up to 4 Campouts: 30 points \ Up to 8 Campouts: 60 points \ Up to 10 Campouts: 100 points**

# Campsite Inspection

## **CAMPSITE INSPECTION (600 total points)**

During the day on Saturday, members from the Area Headquarters will be inspecting troop campsites. The inspection group will be checking to make sure that the troop campsite is properly set up. The following criteria will be used in judging the campsite.

- (1) Gateway:** Each unit must build a gateway as entrance to their campsite. Gateway **must** include a **SIGNAL TOWER**. **Up to 100 points** will be awarded for design, camporee theme, ingenuity, and creativity. Recognitions for the top three gateways in each Sub Camp will be given.
- (2) Tents and sleeping arrangements:** The patrols/crew's sleeping arrangements should be neat, clean, and properly protected from the elements. If tents do not have floors, cots or ground cloths should be utilized. Again, do not ditch tents. **Maximum Points 50**
- (3) Adequate Food & Equipment:** There should be adequate and proper storage of all food and cooking utensils. Perishable food storage may be shared with another patrol/crew. All equipment is stored properly. **Maximum Points 50**
- (4) Proper Maintenance:** The area should be maintained in a neat and clean manner (including surrounding area) at all times. The driving of nails into trees and cutting or damaging of live trees is prohibited. Area should be returned to its natural state at the end of the Camporee. All garbage bags must be removed from the Camporee site. **Maximum Points 100**
- (5) Sterilizing:** All cooking and eating utensils must be washed after each meal with hot water, and then sterilized. The 3-pot method will be used. Sterilizing can be done with boiling water or an approved disinfectant. A central troop system may be used. **Maximum Points 100**
- (6) Troop Fire Fighting Station:** Each troop site must be equipped with firefighting equipment. Two (2) large buckets, one (1) with sand and one (1) with water. A dedicated shovel for fighting fires must be available. The area must be posted. **Maximum Points 50**
- (7) First Aid Kit/ Wilderness Survival Kit:** Each patrol/crew must have an adequate first aid kit. Each patrol must have a basic "Wilderness Survival Kit". All patrol/crew members should know its location. **Maximum Points 150**
- (8) Bulletin Board:** The troop should have a bulletin board posting duty rosters, schedule, score sheet, other pertinent information and a plan for emergency action. The plan should include emergency names and phone numbers of persons to reach outside the Camporee site. A lost Scout plan and troop assembly times should be included. A patrol/crew roster of all those in attendance should be posted. **Maximum Points 50**
- (9) Scout Spirit/Scout like Conduct:** The troop should be displaying Scout Spirit/Scout like Conduct throughout the events. A patrol will be reduced to the next lowest ribbon for poor spirit.

**TURN SCORE SHEET IN BY 5:30 PM TO AREA HEADQUARTERS**

# Camporee Schedule

## Friday

12:00pm Camporee gates open/registration begins  
6:00-7:00pm Supper time & clean up  
7:00-8:00pm Free time for visiting  
8:00-9:00pm Troop campfires  
8:30-9:15pm **Area Chiefs meet at HQ**  
9:30pm **Scoutmasters and SPLs meet at Area HQ**  
10:00pm Tattoo-Scouts to campsite  
10:15pm Taps

## Saturday

7:00am Reveille/breakfast/cleanup  
8:30-12:00pm Morning events  
**Campsite inspections begin**  
12:00-1:00pm Lunch/free time  
1:00-5:45pm Afternoon events  
**Campsite inspections continue**  
6:00pm Retreat/lower flags  
6:00-7:45pm Supper/free time  
7:45pm **Troops gather at Trading Post**  
8:00pm **Camporee Campfire**  
10:00pm Tattoo - Scouts to campsite  
10:15pm Taps

## Sunday

7:00am Reveille  
8:00am Council Worship Services-Each Area has their own  
8:30am Breakfast & Cleanup  
9:30am Strike Camp and Check out at Area HQ (Pick up Ribbons after final Inspection)

**\*\*\*\*A SCOUT IS REVERENT\*\*\*\***

**No striking of camp and no vehicular or pedestrian traffic during worship service.**



# Camporee Event Schedule

Time Slots	8:30am 9:30am	9:45am 10:45am	11:00am 12:00pm	12:00pm	1pm 2pm	2:15pm 3:15pm	3:30pm 4:30pm	4:45pm 5:45pm
Area Troops								
Blue-A (CT & NB)	Expo Area	Green	Red	Lunch	White	Orange	Gold	Blue
Blue- B (WORD)	Green	Red	White	Lunch	Orange	Gold	Blue	Expo Area
Green	Red	White	Orange	Lunch	Gold	Blue	Expo Area	Green
Red	White	Orange	Gold	Lunch	Blue	Expo Area	Green	Red
White	Orange	Gold	Blue	Lunch	Expo Area	Green	Red	White
Orange	Gold	Blue	Expo Area	Lunch	Green	Red	White	Orange
Gold	Blue	Expo Area	Green	Lunch	Red	White	Orange	Gold

## Troop Score Sheet

Patrol Name: \_\_\_\_\_

Troop/Crew  
Number: \_\_\_\_\_

		Score	Signature
Red Area-Pioneering	400		
Green Area-	400		
Gold Area-	400		
White Area-	400		
Orange Area-	400		
Blue Area-	400		
Expo/OA Areas	200		
Camping Display	100		
Campsite Inspection	700		
Short Term Camping	100		
Camporee Staff	100		
Good Turn	100		
Window Display	100		
Unit Church Attendance	100		
TOTAL	3900		
Blue Ribbon 3400 + points			
Red Ribbon 3200 + points			
White Ribbon 2800 + points			
Green Ribbon less than 1700 points			

Area Staff

**AFTER LAST EVENT RETURN TO AREA HEADQUARTERS. NO RIBBONS  
WILL AWARDED AFTER 9AM SUNDAY MORNING.**

# 2015 Council Camporee Registration Form

Boy Scout Troop                       Cub Scout Pack (Webelos Den)                       Venturing Crew

Troop/Crew/Pack Number:  District:  City:

This registration form (or the online invoice) should arrive at the Council Service Center no later than April 22, 2015 to receive pre-registration credit. Registration form should be accompanied by all fees indicated in the fee schedule below and a completed unit roster of all youth and adults attending.

Troops are encouraged to register online for the 2015 Camporee. After completing the online registration process print the invoice and mail to the address above with payment.

## Registration is available online at:

### Pre-Registration Fees

☐ Registration \$10.00 per participant

### After April 24 2015

☐ Late Registration \$12.00 per participant

#### Boy Scout Troops

<input type="text"/>	Patrol / Number of Scouts	<input type="text"/>
<input type="text"/>	Patrol / Number of Scouts	<input type="text"/>
<input type="text"/>	Patrol / Number of Scouts	<input type="text"/>
<input type="text"/>	Patrol / Number of Scouts	<input type="text"/>
<input type="text"/>	Patrol / Number of Scouts	<input type="text"/>
<input type="text"/>	Patrol / Number of Scouts	<input type="text"/>

#### Webelos

Number of Webelos I   
 Number of Webelos II   
 Number of Adults

Total # of Scouts                       Total # of Adult's                       Total # of Scouts & Adults   
 Total Fees Submitted \$

We request to camp in the  Area.

Adult Leader:

Address:  City:  Zip:

Home Phone:  Work Phone:

Email:

Submit to: East Carolina Council – Attn: Council Camporee - PO Box 1698 - Kinston, NC 28503  
Account # 067

# 2015 Camporee – Unit Roster

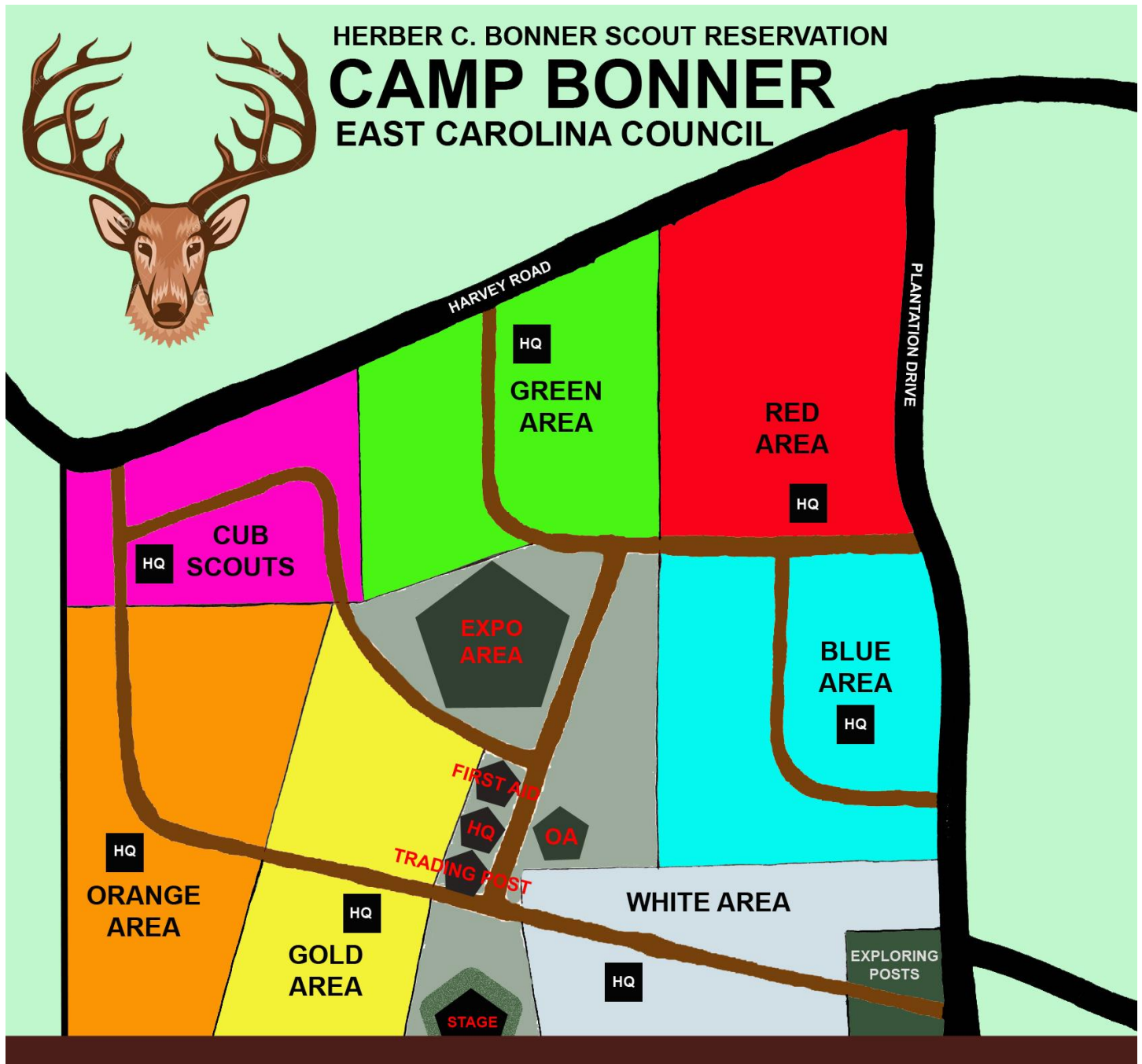
Troop/ Pack/Crew: \_\_\_\_\_ District: \_\_\_\_\_ Sub Camp: \_\_\_\_\_

## Adults


## Youth

PATROL NAME:	PATROL NAME:
PATROL NAME:	PATROL NAME:

**DUPLICATE AS NEEDED**



**\*\*\*Please note the addition of possible Cub Scout overflow, and also the Exposition Area.**

**Please make sure to keep your units in defined spaces, and free of ALL CAMP ROADS, including non-main emergency routes\*\*\***

