


SEPTEMBER 17-20, 2015

NEEDLE EMPORIUM

BAYVIEW-WILDWOOD RESORT



KNITTING CAMP



7TH ANNUAL NEEDLE EMPORIUM KNITTING CAMP

September 17-20, 2015

Weekend Away

Imagine a weekend away with someone cooking your meals and making your bed. Oh yeah, you also get to knit all weekend!!

Knitting Experience

Whether you bring a friend or two, or come alone, you'll enjoy the company of

new friends with common interests and spend a few days where free gifts, surprises and interesting seminars by fantastic instructors await you.

Mini Yarn Shop

We take a small part of The Needle Emporium and set up a yarn shop at

Camp. Yarns, kits, books, needles, knitting bags and accessories.

Fashion Show

On Friday evening we will be presenting a Fashion Show where you will see (and be able to feel) fabulous garments and accessories. After the Fashion Show there is time for you to try on garments.



THURSDAY EVENING GAME



KNITTING BY THE FIRE




AMAZING DOOR PRIZES



KATE ATHERLEY

The Managing Technical Editor of Knitty.com, Kate's book on Custom-Fit socks is due out this summer from Interweave Press. Her first book, "Beyond Knit & Purl" was praised as the 21st century's answer to "Knitting for Anarchists", offering a thorough but beginner-friendly way to build your knitting skills and knowledge. Her latest book, "Pattern Writing for Knit Designers", is the industry's first guide specifically written to help knit designers of all levels create easy-to-follow, high quality knitting patterns. It's been called a "game-changer" and a "must-have" by designers and magazine editors. Known for her attention to detail in her patterns and her classes, Kate regularly teaches at stores and events across North America, including Interweave KnitLab and Yarn Fest and Vogue Knitting Live. Her work has appeared in many books and magazines.



KIM MCBRIEN

Kim is a lifelong textile artist, working in contemporary basketry, surface design, knitting, spinning and embroidery, completing a Bachelor of Fine Arts at York University in 1992. She has since held positions with many arts and not-for-profit organizations. From 2010-2013 she taught marketing and portfolio presentation at Haliburton School of the Arts – Fleming College before launching her own business, Indigodragonfly, a textile arts retailer. Now she continues to teach and produces knitwear designs and hand dyed yarn known for rich, multifaceted colours and humorous names.



JULIE & BETH SCHILTHUIS

Julie is the owner of The Needle Emporium and has been teaching knitting for over 28 years to all levels of knitters. During her class you will come away learning the technique being taught as well as many little tricks to help improve your knitting.

Beth is a newish knitter who will bring a fresh approach to your knitting projects.



FRIDAY AM - KATE - PI SHAWL

The circular Pi shawl is a fabulous and fascinating project, and it's a great way to expand your lace knitting skills. It's also very easy to customize, and works well with any weight of yarn. Use one of our standard templates and patterns – including the Rosetta Tharpe, as shown in the photo -- or create your own one-of-a-kind lace piece. If you've got a favourite lace stitch pattern, bring it - and I'll provide lots for you to choose from. I'll show you the magical circular beginning, and demonstrates several clever and easy finishes, including the no-cast-off, blocking-friendly crochet edging.



FRIDAY AM - KIM - OPTICAL DELUSION

Come and learn all techniques required to make the Optical Delusion: Conflagration scarf! Backwards knitting, short rows in garter stitch, cable cast on, reading unusual charts and more!

Class Fee \$35 (pattern and yarn for Optical Delusion in your choice of a variety of colourways)



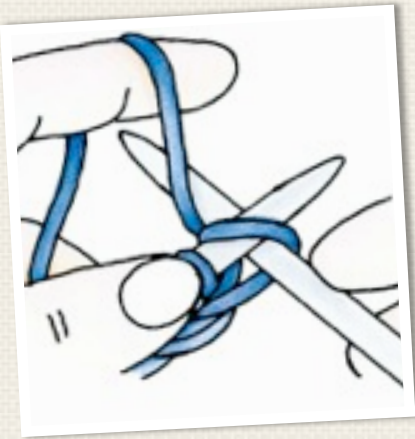
FRIDAY AM - JULIE & BETH - IKAT

It's not intarsia. It's not fair isle. Find your magic number and Prism's hand dyed Ikat yarn will knit into a pattern.

Get comfortable finding your Magic Number and create a colour-stacked cowl worked in the round.

Class Fee \$50 (for the skein of yarn and pattern to make the cowl pictured)

SATURDAY AM - KATE - CONTINENTAL KNITTING



Want to knit faster? Are you ready to tackle colour work? Knitting continental style – with the yarn in your left hand rather than right – is the key to speed, and also helps you enormously with colorwork. It's also useful for knitters who want to manage and minimize hand-strain. We'll also demonstrate a magical technique for working ribbing and seed stitch without moving the yarn.



SATURDAY AM - KIM - CUSTOM FIT BASICS

How many of you are afraid to knit a sweater or cardigan because they never fit you? Or you find a yarn that you want to knit with but can't find a pattern that you like?

CustomFit is a custom sweater pattern generator. It takes your body measurements, your gauge, and creates a new sweater pattern that fits you perfectly - no modifications required.

Trust us. It works. You will see many examples at Camp.

An introduction to CustomFit software and how it works, including:

- how to use the software (setting up an account, orientation)
- taking measurements correctly - we will take measurements in class and talk about commonly misunderstood measurements and how to adjust for them
- entering swatch and measurement info correctly and accurately
- choosing sweater design elements (including neckline depth, sleeve length, hem length)
- common problems and pitfalls and how to effectively avoid them
- how to determine how much yarn you'll need and how to adjust your pattern for the amount of yarn you have

Category	Yarn	Super Fine	Fine	Light	Medium	Bulky	Super Bulky
Type of knit or purl	Fingering 10 count cable 16 count	10 count cable 16 count	10 count cable 16 count	10 count cable 16 count	10 count cable 16 count	10 count cable 16 count	10 count cable 16 count
US Gauge (inches)	21-24	21-22	21-22	21-22	21-22	21-22	21-22
Recommended needle size (mm)	1.5-2.25	2.25-2.75	2.75-3.25	3.25-3.75	3.75-4.25	4.25-4.75	4.75-5.25
Recommended needle size (US)	6-8	9-10	11-12	13-14	15-16	17-18	19-20
Recommended needle size (UK)	5-6	7-8	9-10	11-12	13-14	15-16	17-18
Recommended needle size (mm)	1.5-2.25	2.25-2.75	2.75-3.25	3.25-3.75	3.75-4.25	4.25-4.75	4.75-5.25
Recommended needle size (US)	6-8	9-10	11-12	13-14	15-16	17-18	19-20
Recommended needle size (UK)	5-6	7-8	9-10	11-12	13-14	15-16	17-18
Recommended needle size (mm)	1.5-2.25	2.25-2.75	2.75-3.25	3.25-3.75	3.75-4.25	4.25-4.75	4.75-5.25
Recommended needle size (US)	6-8	9-10	11-12	13-14	15-16	17-18	19-20
Recommended needle size (UK)	5-6	7-8	9-10	11-12	13-14	15-16	17-18

SOURCE: RITA CHEN. The above reflect the most commonly used gauges and needle or hook sizes for specific yarn categories.

*Lace-weight yarns are usually knitted or crocheted on larger needles and hooks to create lace, petalwork patterns. Accordingly, a gauge range is difficult to determine. Please follow the gauge noted in your pattern.

**Steel-crochet hooks are sized differently from regular hooks for the higher the number, the smaller the hook, which is the reverse of regular hook sizing.

For Standards & Guidelines booklet and downloadable printed sheets are available at YarnStandards.com

SATURDAY PM - KATE - YARN KNOWLEDGE

Mystified by all these terms - double knitting, worsted, aran? Unsure whether fingering is a potato or a yarn? Wondering why you should care about whether a yarn is superwash or not? How do you go about finding a substitute yarn for a pattern? Why shouldn't you use cotton for cables? Suitable for newer to intermediate knitters, this class will explain yarn terminology, and build your knowledge of types of yarns and fibers. We will dive deep into the topic of yarn weights and gauge, giving you foolproof and easy ways to check and get gauge for a pattern – along the way explaining why it matters, when it doesn't, and what to do if you can't get it. We'll also talk about yarn and fiber types, and how they are best used, to help you be a more confident yarn shopper and knitter.



SATURDAY PM - KIM - OPTICAL DELUSION

Come and learn all techniques required to make the Optical Delusion: Conflagration scarf! Backwards knitting, short rows in garter stitch, cable cast on, reading unusual charts and more!

Class Fee \$35 (pattern and yarn for Optical Delusion in your choice of a variety of colourways)



SATURDAY PM - JULIE & BETH - IKAT

It's not intarsia. It's not fair isle. Find your magic number and Prism's hand dyed Ikat yarn will knit into a pattern.

Get comfortable finding your Magic Number and create a colour-stacked cowl worked in the round.

Class Fee \$50 (for the skein of yarn and pattern to make the cowl pictured)



SUNDAY - KATE - PI SHAWL

The circular Pi shawl is a fabulous and fascinating project, and it's a great way to expand your lace knitting skills. It's also very easy to customize, and works well with any weight of yarn. Use one of our standard templates and patterns – including the Rosetta Tharpe, as shown in the photo -- or create your own one-of-a-kind lace piece. If you've got a favourite lace stitch pattern, bring it - and I'll provide lots for you to choose from. I'll show you the magical circular beginning, and demonstrates several clever and easy finishes, including the no-cast-off, blocking-friendly crochet edging.



SUNDAY - KIM - INSIDE KIM'S BRAIN: CREATIVE APPROACHES TO KNITTING AND DESIGN

There is a place for patterns, and a place for learning to let go of traditional knitting structures and make creative design decisions on your own. This is what we will explore in this class.

Look at the things you do everyday as a knitter: basic structures, stitch patterns, colour and design. Learn how to “break” those structures, change them and how far you can bend them to your will. Through a series of exercises, gain confidence in your own experiments and design ideas and learn how to bring them to your knitting.

Material fee: \$10 per person (includes a creativity kit with materials and tools for use in class and beyond for executing creativity exercises)

Bayview Wildwood Resort

Bayview Wildwood Resort, has been welcoming guests to the lakeside village of Port Stanton for over 110 years for wonderful Ontario resort vacations. Whether it is a family vacation, Weekend getaways, Conference, Meeting, Wedding, Family reunion, or Romantic Getaways, Bayview Wildwood offers a variety of modern facilities and services to suit your needs. At our all seasons Ontario resort you'll feel right at home with the wide range of accommodations we offer including rooms, suites, waterfront cottages and historic houses.

Dining

Breakfast and Luncheons are often offered buffet style, with a daily change of food fare. Dinners are full service and offer up to four choices of entrées, two to three appetizers and a selection of tempting desserts all made fresh from our on-site bakery.

Registration

We're limiting registrations to keep workshops small and personal. Registrations will be accepted on a "First Come, First Accepted" basis, so peruse this site, phone your friends, pick out some courses, circle the calendar and send your registration in today!

All prices include HST (13%)

If you cancel before July 31, 2015 the refundable amount is \$350. After that date there are no refunds.

OPTION 1 - ARRIVING THURSDAY EVENING

PRICE INCLUDES

3 NIGHTS ACCOMMODATIONS

Meals Thursday dinner through Sunday lunch

4 workshops

Friday night fashion show

Thursday evening game night

Single \$1300

Double (per person) \$950

Non Knitting Guest \$675

OPTION 2 - ARRIVING FRIDAY MORNING

PRICE INCLUDES

2 NIGHTS ACCOMMODATIONS

Meals Friday lunch through Sunday lunch

4 workshops

Friday night fashion show

Single \$1075

Double (per person) \$825

Non Knitting Guest \$625

OPTION 3 - ARRIVING FRIDAY AFTERNOON

PRICE INCLUDES

2 NIGHTS ACCOMMODATIONS

Meals Friday dinner through Sunday lunch

3 workshops

Friday night fashion show

Single \$1025

Double (per person) \$775

Non Knitting Guest \$525

REGISTER ME - I'M COMING

NAME _____

MAILING ADDRESS _____

CITY _____

PROVINCE, POSTAL CODE _____

DAYTIME PHONE _____

EMAIL _____

OPTION _____

ROOMMATE _____

TOTAL DUE _____

FRIDAY MORNING CLASS _____

SATURDAY MORNING CLASS _____

SATURDAY AFTERNOON CLASS _____

SUNDAY MORNING CLASS _____