

Mystery Quilt #1 - 2016

Clue #1

You will make FOUR of these blocks!!

The BLOCK!

This is a traditional block – striking and yet easy to make.

I will be using a light grey background for all my blocks. You can use any background fabric you like OR you can make this as scrappy as you like. I suggest using one fabric for the background OR several fabrics all of the same “tone.”

For the blocks themselves, I am using many Marcia Durse prints and other bright, happy fabrics. We are so glad you are joining us in this new, mystery adventure!

To make ONE block,

For the HALF SQUARE TRIANGLES, CUT:

2 – 3” squares of Background Fabric

2 – 3” squares of Fabric #1

For the SQUARE-IN-A-SQUARE blocks, CUT:

10 – 2” squares of Background Fabric

4 – 2” squares of Fabric #2

1 – 2” square of Fabric #1

Half Square Triangles

Take 4 – 3” squares (2 of Background Fabric and 2 of Fabric #1)

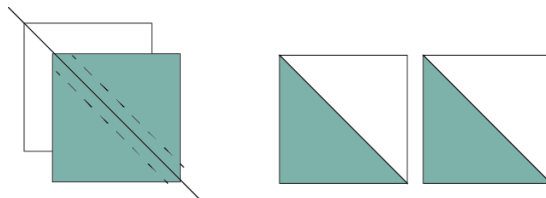
Place a Fabric #1 square face-to-face with a BACKGROUND Fabric square.

Draw a pencil line from corner-to-corner on the back of the top fabric.

Sew a ¼” seam on both sides of the pencil line.

Cut on the pencil line and press open to make two half square triangles.

Repeat with the other two squares to make four half square triangles.



Trim your half square triangles to 2 ½” square.

The four completed half square triangles will become the four corners of your block. Set these four half square triangle units aside.

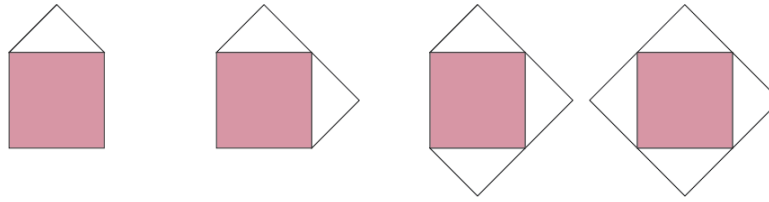
The Square-in-a-Square Blocks

You will make five of these square-in-a-square blocks.

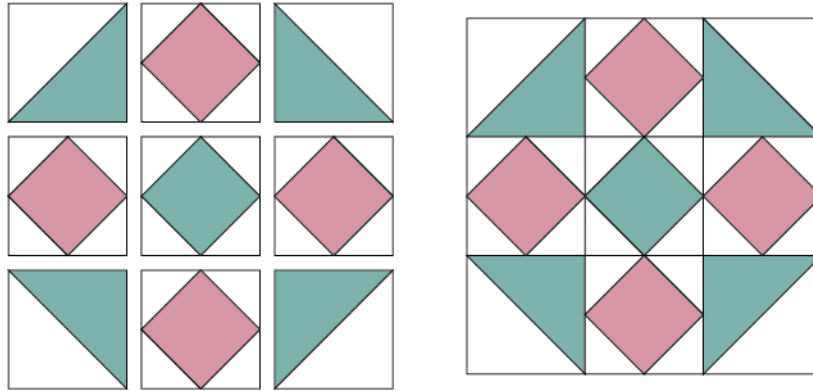
Cut your 10 – 2” squares of Background Fabric in half diagonally from corner to corner. You’ll end up with twenty triangles.

Sew a triangle to all four sides of all five of your 2" squares (four of Fabric #2 and one of Fabric #1) to create your five square-in-a-square blocks.

Trim all your square-in-a-square block pieces to 2 ½" square.



Lay out all nine elements of your block as shown:



Sew the pieces together in three rows. Sew the rows together to make your block!

Trim the block to 6 ½" square. You did it!! Congrats!!
Make FOUR of these blocks!