


QUICK SHIP PROGRAM


Our most popular products ready to ship in seven business days*

WAREHOUSE

Product Order Sample: **Q-W514-42** (Q-W514 shade with color #42 green)



Q-W514-42 (Green)
Max Wattage: 150w incandescent



Q-W516-49 (Galvanized)
Max Wattage: 200w incandescent



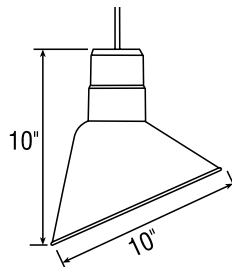
AVAILABLE COLORS † Painted Galvanized Finish

ANGLE

Product Order Sample: **Q-A810-41** (Q-A810 shade with color #41 black)



Q-A810-41 (Black)
Max Wattage: 150w incandescent



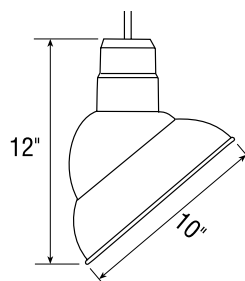
AVAILABLE COLORS † Painted Galvanized Finish

EMBLEM

Product Order Sample: **Q-M710-44** (Q-M710 shade with color #44 white)



Q-M710-44 (White)
Max Wattage: 150w incandescent



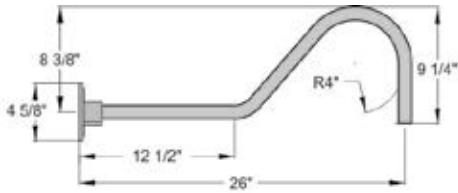
AVAILABLE COLORS † Painted Galvanized Finish

*Standard ANP Lighting terms and conditions apply to Quick Ship orders. Quantity restrictions may apply.
Fluorescent and HID options available on Warehouse, Angle, Emblem and Vapor Tight at longer lead time. Please specify at time of ordering.

MOUNTING SOURCES (including cord)

Order Sample: **Q-E6-44** (E1 arm with color #44 white)

For Warehouse, Angle and Emblem Shades



Q-E6 (3/4" Diameter)

Cord Options

Includes 8' of cord. Canopy will be painted to match finish of fixture.



Q-BLC (black) **Q-WHC (white)**



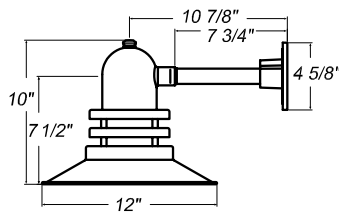
AVAILABLE COLORS (Q-E6 shown) †Painted Galvanized Finish

ORBITOR

Orbitors are available in Galvanized† #49 & Raw #40 finish. Max Wattage: 100w incandescent



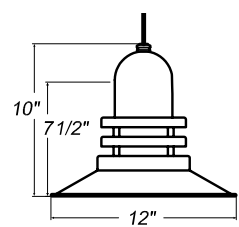
Q-ORB12E20-49
Galvanized† with E20 Arm (shown)



Q-ORB12E20-40
Raw with E20 Arm



Q-ORB12BLC-49
Galvanized† with Black Cord



Q-ORB12WHC-49
Galvanized† with White Cord

Cord Options

Includes 8' of cord. Canopy will be painted to match finish of fixture.



Q-BLC (black) **Q-WHC (white)**

Q-ORB12BLC-40
Raw with Black Cord (shown)

Q-ORB12WHC-40
Raw with White Cord

† Painted Galvanized Finish

VAPOR TIGHT

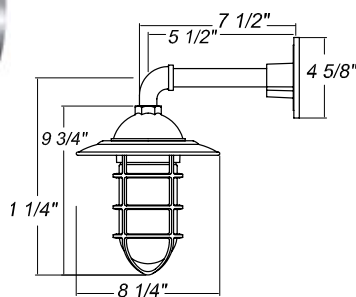
Vapor Tights are available in Galvanized† #49 finish. Max Wattage: 100w incandescent



Q-VTP100GLCLE22-Q-GUPC-Q-VTS-49
Complete unit with shade and cast guard with clear glass (shown)

Q-VTP100GLFRE22-Q-GUPC-Q-VTS-49
Complete unit with shade and cast guard with frosted glass

Q-VTP100GLPRE22-Q-GUPC-Q-VTS-49
Complete unit with shade and cast guard with prismatic glass



Fixture is available with and without shade and guard accessory.



Q-VTP100GLCLE22-49
Vapor Tight with clear glass (shown)



Q-VTP100GLFRE22-49
Vapor Tight with frosted glass



Q-VTP100GLPRE22-49
Vapor Tight with prismatic glass

Q-VTP100GLCLE22-Q-VTS-49
Vapor Tight with clear glass (shown)

Q-VTP100GLFRE22-Q-VTS-49
Vapor Tight with frosted glass

Q-VTP100GLPRE22-Q-VTS-49
Vapor Tight with prismatic glass

Q-VTP100GLCLE22-Q-GUPC-49
Vapor Tight with clear glass (shown)

Q-VTP100GLFRE22-Q-GUPC-49
Vapor Tight with frosted glass

Q-VTP100GLPRE22-Q-GUPC-49
Vapor Tight with prismatic glass

† Painted Galvanized Finish


*Standard ANP Lighting terms and conditions apply to Quick Ship orders. Quantity restrictions may apply.

Fluorescent and HID options available on Warehouse, Angle, Emblem and Vapor Tight at longer lead time. Please specify at time of ordering.

BOLLARDS

Order Sample: **Q-BL6051-70INC-76** (Q-BL6051 Bollard with 70 Watt Incandescent lamping)

Bollards are available in Textured Architectural Bronze (#76 as shown). Available in Incandescent, HID and Fluorescent Lamping. Max wattage is shown in the order numbers listed below. Please change the order number to reflect your desired wattage. All Bollards ship with bolt patterns and hot dipped galvanized L-Shape anchor bolts. Contact ANP Lighting or visit anplighting.com for photometry information. U.L. Listed.



Standard Clear Acrylic Lens included for Bollard models listed below.

Q-BL6051-70INC-76

70 max watt Incandescent

Q-BL6051-70HPS-76

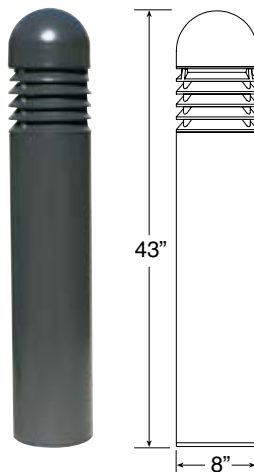
Available in 50 and 70 watt High Pressures Sodium

Q-BL6051-70MH-76

Available in 50 and 70 watt Metal Halide

Q-BL6051-42WPL-76

Available in 13, 26, 32 and 42 watt Fluorescent



Standard Clear Acrylic Lens included for Bollard models listed below.

Q-BL6041-70INC-76

70 max watt Incandescent

Q-BL6041-70HPS-76

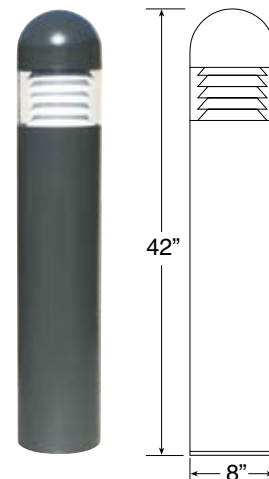
Available in 50 and 70 watt High Pressures Sodium

Q-BL6041-70MH-76

Available in 50 and 70 watt Metal Halide

Q-BL6041-42WPL-76

Available in 13, 26, 32 and 42 watt Fluorescent



Standard Clear Acrylic Lens and Painted Louvers included for Bollard models listed below.

Q-BL6011-100INC-LOUVW-76

100 max watt Incandescent

Q-BL6011-100HPS-LOUVW-76

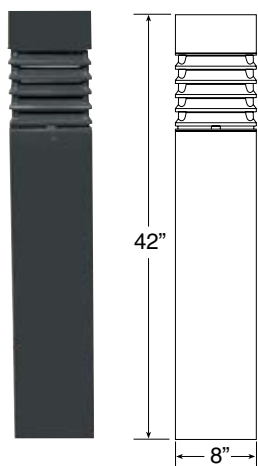
Available in 50, 70 and 100 watt High Pressures Sodium

Q-BL6011-100MH-LOUVW-76

Available in 50, 70 and 100 watt Metal Halide

Q-BL6011-42WPL-LOUVW-76

Available in 13, 26, 32 and 42 watt Fluorescent



Standard Clear Acrylic Lens included for Bollard models listed below.

Q-BL6251-70INC-76

70 max watt Incandescent

Q-BL6251-70HPS-76

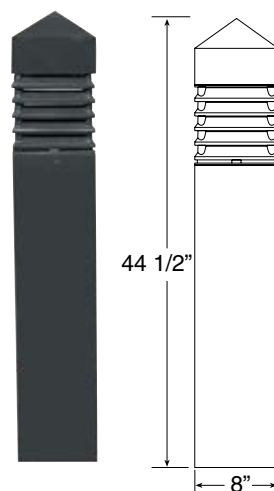
Available in 50 and 70 watt High Pressures Sodium

Q-BL6251-70MH-76

Available in 50 and 70 watt Metal Halide

Q-BL6251-42WPL-76

Available in 13, 26, 32 and 42 watt Fluorescent



Standard Clear Acrylic Lens included for Bollard models listed below.

Q-BL6261-70INC-76

70 max watt Incandescent

Q-BL6261-70HPS-76

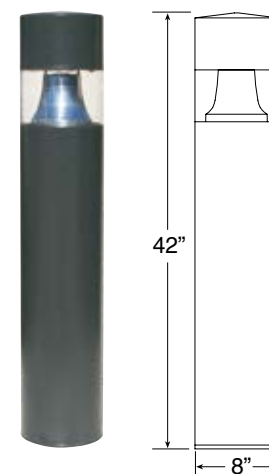
Available in 50 and 70 watt High Pressures Sodium

Q-BL6261-70MH-76

Available in 50 and 70 watt Metal Halide

Q-BL6261-42WPL-76

Available in 13, 26, 32 and 42 watt Fluorescent



Standard Clear Acrylic Lens and Cone Reflector included for Bollard models listed below.

Q-BL6021-100INC-CRP-76

100 max watt Incandescent

Q-BL6021-100HPS-CRP-76

Available in 50, 70 and 100 watt High Pressures Sodium

Q-BL6021-100MH-CRP-76

Available in 50, 70 and 100 watt Metal Halide

Q-BL6021-42WPL-CRP-76

Available in 13, 26, 32 and 42 watt Fluorescent

*Standard ANP Lighting terms and conditions apply to Quick Ship orders. Quantity restrictions may apply.

Call or visit: **800.548.3227** | **ANPlighting.com**