

New Users Sign Up

Home My Profile Instructions Prelicensure Schools CE Providers Course Search

Real Estate Education

Welcome to the Hawaii Department of Commerce & Consumer Affairs Online Real Estate Education website.

This web application was developed to manage all Continuing Education and Prelicensure Education programs. This site replaces the Online Real Estate Continuing Education site.

Real Estate Sales Agent or Broker, to access your profile you must log in with an eHawaii Account. If you have not already done so, Sign Up for an eHawaii Account to use this site. CE Provider or Prelicensure School, please select the applicable navigation menu item to log in.

Existing Users: I have an eHawaii Account...

[Log In](#)

Select *Log In* if you have visited this site before and have created an eHawaii Account.

New Users: I need an eHawaii Account...

[Sign Up](#)


If you do not have an eHawaii Account, please *Sign Up* to create a free account.

*Important: Please sign up using your "Legal Name" when creating the eHawaii Account.

Select "Sign Up"

Visit <https://pvl.ehawaii.gov/rece/app/welcome.html> to sign-up.

Create an Account Form

 **Create an Account**

[Return to Real Estate Education](#) without creating an account.

All fields are **required** unless otherwise noted. [Collapse/Expand All](#)

Name

First Name: Middle: OPTIONAL Last Name: Suffix: OPTIONAL

RD One

Email & Password

Email: Password (Strong): Retype Password:

rb1@email.com ***** *****

Nice And Strong! Passwords match!

Secret Question: Secret Answer:

In what city or town was your first job? Kailua

Contact Information

Provide the following information so we may contact you if necessary. This information is used for official State business only, and it will **never be transferred to any 3rd party**.

Address: Address Line 2: OPTIONAL

335 Merchant Street Room 333

Country: City: State: Zip:

United States Honolulu Hawaii 96813

Work Phone: Home Phone: OPTIONAL

International format International format

(808) 586-2843 Ext

Mobile Phone (USA only): OPTIONAL Mobile Phone Provider:

(808) 555-1212 AT&T Mobility

Subscriber Account

OPTIONAL: **Link to Subscriber Account** - To link this new account, enter your Subscriber Account credentials:

Username: Password:

I agree to the [Terms of Use](#).

Email me about important dates pertaining to services I use.

Email me about new eHawaii.gov services as they become available.

Complete all required information and select "Create Account"

Account Created Notification

👍 Account Created!

Thank you for creating an eHawaii.gov account. Log in anytime to manage your account.

Services

With your eHawaii.gov account, you can access online services that require eHawaii.gov authentication. Learn about all [eHawaii.gov services](#).

Please continue on to [Real Estate Education](#).

After the account has been created select the Real Estate Education Link and then Log In

The screenshot shows the top navigation bar with links for Home, My Profile, Instructions, Prelicense Schools, CE Providers, and Course Search. Below the navigation is the Real Estate Education header and a welcome message. A green box contains a note about the web application's purpose. Below that, instructions for Real Estate Sales Agents/Brokers and CE Providers/Prelicense Schools are provided. At the bottom, there are two main sections: 'Existing Users' with a 'Log In' button and 'New Users' with a 'Sign Up' button. A note at the bottom right states: '*Important: Please sign up using your "Legal Name" when creating the eHawaii Account.'

Log In

Return to [Real Estate Education](#) without logging in.

You have requested access to a site that requires authentication.

Email:

Password:

 Log In

Log in using the email and password provided when creating your eHawaii account.

Support

Need an account?

 [Create Free Account](#)

[▶ Help Video](#) [▶ Transcript](#)

Forgot your password?

 [Retrieve Password](#)

[▶ Help Video](#) [▶ Transcript](#)

Need help?

 [Start Live Help Chat](#)

Have questions?

 [Read the FAQs](#)

Link My License – Individual

Home My Profile Instructions Course Search Logout

Real Estate Education

This selection page will appear after log in until you link a Real Estate License to your login account. If you already have your RB or RS License, select *Link My License*; otherwise, select *Check My Status* for prelicense status.

Continuing Education: I have my license...
[Link My License](#)
You must link your Real Estate License to access your CE status.

Prelicense: I'm getting my license...
[Check My Status](#)
Check your Prelicense Status here.

Select link my license. In the pop up select the license type number and last four of SSN. Select Link License

Real Estate Education
Department of Commerce & Consumer Affairs

Link My License

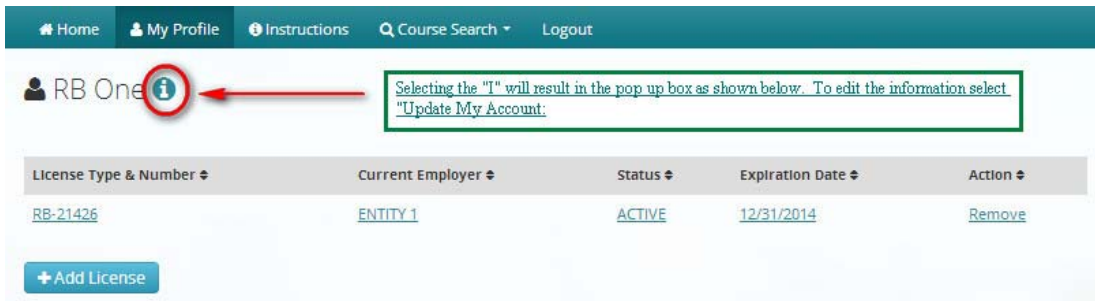
License Type: RB License Number: 21426

Last 4 digits of SSN* or file number: ****

*If SSN does not work, please call General Licensing Information at (808) 586-3000 to request your file number.

[Link License](#) [Cancel](#)

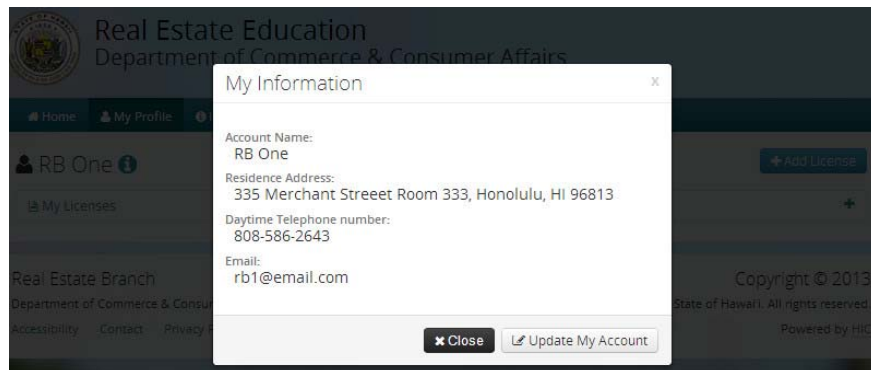
My eHawaii Account Information



The screenshot shows the user profile page for 'RB One'. A red circle highlights an information icon (an 'i' in a circle) next to the name. A red arrow points from this icon to a green-bordered callout box containing the text: "Selecting the 'I' will result in the pop up box as shown below. To edit the information select 'Update My Account:'". Below the callout is a table of licenses.

License Type & Number	Current Employer	Status	Expiration Date	Action
RB-21426	ENTITY 1	ACTIVE	12/31/2014	Remove

[+ Add License](#)



The screenshot shows a 'My Information' pop-up window overlaid on the user profile page. The window contains the following details:

- Account Name: RB One
- Residence Address: 335 Merchant Street Room 333, Honolulu, HI 96813
- Daytime Telephone number: 808-586-2643
- Email: rb1@email.com

At the bottom of the pop-up are two buttons: 'Close' and 'Update My Account'.

My Licenses - Individual

Home My Profile Instructions Course Search Logout

RB One

License Type & Number	Current Employer	Status	Expiration Date	Action
RB-21426	ENTITY 1	ACTIVE	12/31/2014	Remove

+ Add License

To view the CE history and requirement for the licensee select any of the active links

My Status

[Home](#)
[My Profile](#)
[Instructions](#)
[Course Search](#)
[Logout](#)

[Back to my Linked License](#)

My Status

[CE](#)
[Prelicense](#)
[My Agent\(s\)](#)
[Download as XLS](#)

Name	RB 1
License Type & No.	RB-21426
Current Employer	ENTITY 1
Status	CURRENT, VALID & IN GOOD STANDING
Expiration Date	12/31/2014

Credit Hours Requirement for 2015 - 2016 biennium	
2014 Credit Hours Required	20.00
Core	5.00
Elective	15.00
2014 Credit Hours Earned	10.00
Core	0.00
Elective	10.00
2014 Credit Hours Needed	10.00
Core	5.00
Elective	5.00

Course ID	Subject	No. Credits	Certificate No.	Biennium	Course Type	Credit Earned Date	Make-up Credit	Order Re-Print
C5138	STARTING A SUCCESSFUL BROKERAGE	6.00	247877	2014	ELECTIVE	02/05/2014	No	
C5424	ETHICS IN REAL ESTATE	4.00	247876	2014	ELECTIVE	02/05/2014	No	

Showing 1 to 2 of 2 entries

1
[More](#)

Link My License – Additional Licenses

Linking to additional real estate licenses should be limited to the following:

1. Principal Broker (PB)/Broker in Charge (BIC) linking the Entities license if authorized by the entity to do so.
2. Entity linking to the PBs/BICs license is authorized by the principal to do so.

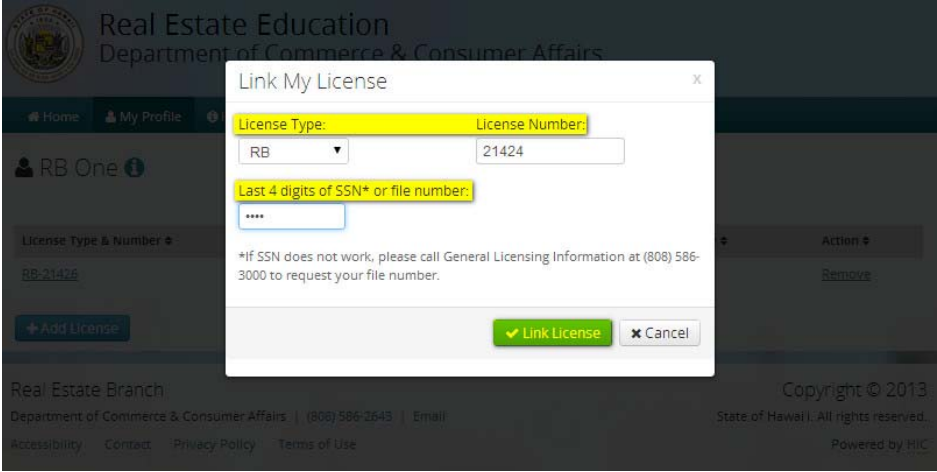
Individual licensees should not link to other individual licensees. The following are examples of licenses that should not be link:

1. Salespersons/Broker Salespersons should not be linked to other salespersons/broker salespersons.
2. Salespersons/Broker Salespersons should not be linked to associating brokerage.
3. PBs should not be linked to associating salespersons/broker salespersons.

Link My License – Add License Entity



Select add license. In the pop up select the license type number and file number. Select Link License



Home My Profile Instructions Course Search Logout

RB One

License Type & Number	Current Employer	Status	Expiration Date	Action
RB-21424		ACTIVE	12/31/2014	Remove
RB-21426	ENTITY 1	ACTIVE	12/31/2014	Remove

+ Add License

For an entity to check the CE for licensees associated with the entity, select the license number of the entity. We know that RB-21424 is the entity because there is no current employer for an entity.

Home My Profile Instructions Course Search Logout

RB One Back to my Linked License

My Status

CE Prelicense **My Agent(s)** Download as XLS

Name ENTITY 1

License Type & No. RB-21424

Current Employer

Status CURRENT, VALID & IN GOOD STANDING

Expiration Date 12/31/2014

Your entity type does not have any CE requirement.

No current courses, to see previous courses taken, click here.

To view associated licensees CE history select my agents.

Below is a list of licensees associated with the entity and the requirements for each licensee. To see the individual CE for a licensee select the license of the individual. This information may also be exported to Excel by selecting the "Download as XLS" link.

The screenshot shows the RB One web application interface. At the top, there is a navigation bar with links for Home, My Profile, Instructions, Course Search, and Logout. Below the navigation bar, the user is logged in as 'RB One'. A button labeled 'Back to my Linked License' is visible in the top right corner. The main content area is titled 'My Status' and contains several tabs: 'CE', 'Prelicense', 'My Agent(s)', and 'Download as XLS'. The 'My Agent(s)' tab is currently selected, displaying a table titled 'ENTITY 1 - Agent Status List'. The table shows 6 records, with columns for License No., Licensee Name, Next Renewal Date, Core Credits Needed, and Elective Credits Needed. The records are as follows:

License No.	Licensee Name	Next Renewal Date	Core Credits Needed	Elective Credits Needed
RB-21426	RB 1	12/31/2014	5.00	5.00
RB-21427	RB 2	12/31/2014	5.00	15.00
RB-21428	RB 3	12/31/2014	5.00	15.00
RS-75813	RS 1	12/31/2014	0	0
RS-75814	RS 2	12/31/2014	0	0
RS-75815	RS 3	12/31/2014	0	0