

— E U R O P E A N —

LEATHER WORKERS

A ★ N ★ D

Artists Trade Show



23. - 24. SEPTEMBER, 2016

Table of Contents

3	Trade Show Information Page
4	Schedule / Programme
4	Trade Show Reception
5	Map of Firminy, France
6	Workshop Information
7	Workshops (by Date)
8	Workshops (Alphabetical by Subject)
9	Workshops (Alphabetical by Instructor)
10-17	Workshop Descriptions (alpha by Title)
17-19	Instructors
20-23	Workshop Supply Sponsors
24	Workshop Photo Examples

TRADE SHOW & WORKSHOPS HOSTED BY:
LEATHER CRAFTERS
& SADDLERS JOURNAL

&

Logis de Cordes



2016

**Friday/Vendredi, 23. Sep. –
Saturday/Samedi, 24. Sep.**
09.00 - 18.00
Both Days/Les deux jours

LE FIRMAMENT
2 RUE DORIAN
42700 FIRMINY, FRANCE

ADMISSION: €5 PAR PERSONNE

INFORMATION: PATTERNS, DVDs, BOOKS, CATALOGS

LACE: MANY COLORS & VARIOUS WIDTHS

LEATHERS: SKIRTING, TOOLING, GARMENT,
BOOT/SHOE, UPHOLSTERY, RAWHIDE

MACHINERY: SEWING MACHINES, SKIVERS, STRAP CUTTERS

SADDLERY: SADDLE TREES, HARDWARE, TACK

SILVER: CONCHOS, JEWELRY

TOOLS: NEW & VINTAGE, SPECIALTY LEATHER TOOLS,
SWIVEL KNIVES, STAMPING, SKIVING, MALLETS

TOPICALS: PAINTS, DYES, FINISHES
LEATHER CARE/CONDITIONERS

AND MORE!

Information:

Leather Crafters & Saddlers Journal
(U.S.) 001-715-362-5393 (English, German)
www.leathercraftersjournal.com

Logis de Cordes
(Europe) 00.33.4.77.61.19.16 (French, English, Spanish)
www.logisdecordes.com

SCHEDULE/PROGRAMME

WEDNESDAY
MERCREDI
21. SEP

WORKSHOPS

THURSDAY
JEUDI
22. SEP

WORKSHOPS
TRADE SHOW SET-UP

FRIDAY
VENDREDI
23. SEP

WORKSHOPS
TRADE SHOW
EVENING RECEPTION

SATURDAY
SAMEDI
24. SEP

WORKSHOPS
TRADE SHOW

SHOW RECEPTION



Join us for local foods,
drinks, desserts and
commencement
speeches

Le Firmament
2 Rue Dorian
42700 Firminy, France

Friday 23. September, 19.00
Vendredi 23. septembre, 19.00



WORKSHOPS

Wednesday – Saturday

Mercredi – Samedi

Registration is Easy!

Phone: Leather Crafters & Saddlers Journal
001-715-362-5393

Web: www.leathercraftersjournal.com

Cancellation Policy

- The cost of the workshop (based on the current exchange rate at the time of cancellation) will be refunded, minus a \$25 administrative fee.
- No refunds will be given after Friday/Vendredi, 16. September, 2016.

Helpful Tips for Students:

- **Bring all materials and tools for each workshop** (see **Materials to Bring**, pages 10-17).
- Sharpen your tools (swivel knife, round knife).
- Bring a light (ie: headlamp); Magnifying headlamps are available from our online store at www.leathercraftersjournal.com or as a discounted subscription premium.
- Make a traveling cutting/stamping board (www.leathercraftersjournal.com/free-content.html, "Have Board Can Travel").
- Please email the Instructors with questions specific to the workshop.
- A lunch break will take place when it is convenient for all full-day workshops. There is a Patisserie/Sandwicherie located 500m from Logis de Cordes.
- All workshop prices are given in U.S. Dollars, collected by (paid directly to) the *Leather Crafters & Saddlers Journal*. Visit <http://www.reuters.com/finance/currencies> for the current exchange rates. Any additional credit card fees are the responsibility of the payor.



Wednesday Mercredi	21. Sep.	WORKSHOPS (by Date)
Scharnagl	10.00 - 18.00	Biker Wallet & Inlay Construction, Day 1
Avesque-Jouan	09.00 - 18.00	Cinch Making
Linnell	14.00 - 18.00	Creating Leather Feathers
Volken	14.00 - 18.00	Design Your Own Art
Flanagan	09.00 - 18.00	Extreme Embossed Elk, Day 1
Lesire	14.00 - 18.00	Floral Drawing
Andre	14.00 - 17.00	Precision Bar Grounding & Background Techniques
Linnell	09.00 - 13.00	Swivel Knife Finesse
Thursday Jeudi	22. Sep.	
Scharnagl	10.00 - 18.00	Biker Wallet & Inlay Construction, Day 2
Avesque-Jouan	09.00 - 18.00	Cinch Making
Volken	14.00 - 18.00	Design Your Own Art
Linnell	09.00 - 17.00	Embossed Appliqué Pine Cone
Flanagan	09.00 - 18.00	Extreme Embossed Elk, Day 2
Lesire	09.00 - 18.00	Floral Carving
Beard	10.00 - 18.00	Jeweled Scarab Beetle
Pierce	09.00 - 17.00	Leather Poinsettia Centerpiece, Day 1
Andre	10.00 - 18.00	Mobile Holster
Friday Vendredi	23. Sep.	
Scharnagl	10.00 - 18.00	Biker Wallet & Inlay Construction, Day 3
Deneken	09.00 - 17.00	Celtic & Medieval Themes
Avesque-Jouan	09.00 - 18.00	Cinch Making
Dale	10.00 - 18.00	Embossed Hannya Mask
Parisot	09.00 - 16.00	Hand Sewing & Edge Finishing, Day 1
Buchholz	14.00 - 17.00	Introduction to Water-Based Adhesives
Pierce	09.00 - 17.00	Leather Poinsettia Centerpiece, Day 2
Andre	14.00 - 17.00	Sewing Machine Training
Flanagan	09.00 - 13.00	The Wolf
Flanagan	14.00 - 18.00	The Wrangler
Saturday Samedi	24. Sep.	
Avesque-Jouan	09.00 - 18.00	Cinch Making
Linnell, et al.	10.00 - 13.00	FREE Leathercraft Workshop for Children
Parisot	09.00 - 16.00	Hand Sewing & Edge Finishing, Day 2
Deneken	09.00 - 17.00	Hand Stitching Techniques
Fey/Riedl	09.00 - 17.00	Saddle Tree Fit

Workshops (Alphabetical by Subject)

Subject		Instructor	Pg	Day	\$
Adhesives	An Introduction to Water-Based...	Buchholz	10	F	\$60
Appliqué	Embossed Appliqué Pine Cone	Linnell	12	T	\$160
Beginner	FREE Leathercraft Workshop for...	Linnell, et al.	13	S	\$0
Beginner	Leather Poinsettia Centerpiece	Pierce	15	T-F	\$250
Construction	Biker Wallet & Inlay Construction	Scharnagl	10	W-F	\$385
Drawing	Design Your Own Art	Volken	11	W or T	\$135
Drawing	Floral Drawing	Lesire	13	W	\$95
Embossing	Creating Leather Feathers	Linnell	11	W	\$80
Embossing	Embossed Hannya Mask	Dale	12	F	\$160
Embossing	Extreme Embossed Elk	Flanagan	12	W-T	\$325
Figure Carving	Jeweled Scarab Beetle	Beard	14	T	\$160
Figure Carving	Mobile Holster	Andre	15	T	\$160
Figure Carving	The Wolf	Flanagan	17	F	\$90
Figure Carving	The Wrangler	Flanagan	17	F	\$90
Saddlery	Cinch Making	Avesque-Jouan	11	all	\$245
Saddlery	Saddle Tree Fit	Fey/Riedl	16	S	\$200
Sewing	Hand Sewing & Edge Finishing	Parisot	14	F-S	\$325
Sewing	Hand Stitching Techniques	Deneken	14	S	\$190
Sewing	Sewing Machine Training	Andre	16	F	\$60
Swivel Knife	Swivel Knife Finesse	Linnell	16	W	\$80
Tooling	Celtic & Medieval Themes	Deneken	10	F	\$190
Tooling	Floral Carving	Lesire	13	T	\$165
Tooling	Precision Bar Grounding & Backgr.	Andre	15	W	\$80

Day Key:

W: Wednesday / Mercredi

T: Thursday / Jeudi

F: Friday / Vendredi

S: Saturday / Samedi

Workshops (Alphabetical by Instructor)

Instructor		Pg	Day	Time	\$
Andre	Mobile Holster	15	T	10.00 - 18.00	\$160
Andre	Precision Bar Grounding & Backgr...	15	W	14.00 - 17.00	\$80
Andre	Sewing Machine Training	16	F	14.00 - 17.00	\$60
Avesque-Jouan	Cinch Making	11	all	09.00 - 18.00	\$245
Beard	Jeweled Scarab Beetle	14	T	10.00 - 18.00	\$160
Buchholz	An Introduction to Water-Based...	10	F	14.00 - 17.00	\$60
Dale	Embossed Hannya Mask	12	F	10.00 - 18.00	\$160
Deneken	Celtic & Medieval Themes	10	F	09.00 - 17.00	\$190
Deneken	Hand Stitching Techniques	14	S	09.00 - 17.00	\$190
Fey/Riedl	Saddle Tree Fit	16	S	09.00 - 17.00	\$200
Flanagan	Extreme Embossed Elk	12	W-T	09.00 - 18.00	\$325
Flanagan	The Wolf	17	F	09.00 - 13.00	\$90
Flanagan	The Wrangler	17	F	14.00 - 18.00	\$90
Lesire	Floral Carving	13	T	09.00 - 18.00	\$165
Lesire	Floral Drawing	13	W	14.00 - 18.00	\$95
Linnell	Creating Leather Feathers	11	W	14.00 - 18.00	\$80
Linnell	Embossed Appliqué Pine Cone	12	T	09.00 - 17.00	\$160
Linnell	FREE Leathercraft Workshop for...	13	S	10.00 - 13.00	\$0
Linnell	Swivel Knife Finesse	16	W	09.00 - 13.00	\$80
Parisot	Hand Sewing & Edge Finishing	14	F-S	09.00 - 16.00	\$325
Pierce	Leather Poinsettia Centerpiece	15	T-F	09.00 - 17.00	\$250
Scharnagl	Biker Wallet & Inlay Construction	10	W-F	10.00 - 18.00	\$385
Volken	Design Your Own Art	11	W or T	14.00 - 18.00	\$135

Day Key:

W: Wednesday / Mercredi

T: Thursday / Jeudi

F: Friday / Vendredi

S: Saturday / Samedi

An Introduction to Water-Based Adhesives

Dr. Rainer Buchholz

@ Le Firmament

\$60

Friday, 23. Sep., 14.00 - 17.00

Several types of water-based adhesives have become available over the past years, but can they really do all that their solvent-based predecessors did? What is different, how can they be used, what are the limitations? This workshop will address these and other issues, along with demonstrations of the new water-based bonding alternatives and their applications in leatherworking. **Materials donated by Renia GmbH.**

Materials to Bring: Note taking materials. All students will receive samples of Renia products.

LANGUAGES SPOKEN: German, English

EMAIL: rainer-buchholz@renia.com

Biker Wallet Inlay & Construction

Martin Scharnagl

@ Logis de Cordes

\$385

Wednesday – Friday, 21. – 23. Sep., 10.00 - 18.00

In this 3-day workshop, learn how to make a handmade wallet from start to finish: cutting the leather, inlay construction and proper finishing techniques. You will use high-quality vegetable-tanned leather and dye it by hand with a distressed coloring technique. Select your desired color, or customize your wallet, using example color combinations. All seams are hand-sewn and each student receives the complete wallet pattern. Wallet will have a coin pocket with zipper, 8 card slots, a section for bills, and 2 other pockets. **Materials donated by The Fiebing Company, Hermann Oak Leather Co. and Renia GmbH.**

Materials to Bring: You may bring your own tools, however, tools for this workshop will be provided.

LANGUAGES SPOKEN: German, English

EMAIL: info@ledermacher.de

Celtic & Medieval Themes

Eric Deneken

@ Logis de Cordes

\$190

Friday, 23. Sep., 09.00 - 17.00

This is a leather carving workshop that will focus on Celtic and Medieval Themes, while also teaching you about various and essential leather tools, different types of leather, basics of carving, dyeing leather, and edge finishing. This workshop is intended for either novice or intermediate leatherworkers.

Materials to Bring: Students may bring any tools they wish, however, Eric will provide the necessary tools and supplies for this workshop.

LANGUAGES SPOKEN: French, English

EMAIL: eric.deneken@hotmail.fr

Cinch Making

Aurélié Avesque-Jouan

@ Logis de Cordes

\$245

Wednesday or Thursday or Friday or Saturday, 21/ 22/ 23 or 24. Sep., 09.00 - 18.00

In this 1-day workshop, participants will learn how to string and design a 17-stand straight western cinch (up to 32 inches/81cm). All supplies and tools are provided and participants will leave with their own cinch. Special explanations will be given about the importance of the technical aspects and their impact on the fitting of a cinch for the horse's sake. Aurélié will discuss the different kinds of materials available in the market, the building of the cinch itself, determining the length of the cinch, etc. Participants will be able to choose from a variety of colors to make their mohair cinch. HOW to REGISTER for this workshop: **Please contact Aurélié Avesque-Jouan at contact@aajsaddlery.fr to register.** Aurélié will take 2 students per day, and will teach this workshop Wednesday, Thursday, Friday and Saturday. She can teach in both English and French, but would prefer to teach in only one language per day. Logis de Cordes will help to facilitate your registration accordingly.

Materials to Bring: Note taking materials and a camera.

LANGUAGES SPOKEN: French, English

EMAIL: contact@aajsaddlery.fr

Creating Leather Feathers

Jim Linnell

@ Logis de Cordes

\$80

Wednesday, 21. Sep., 14.00 - 18.00

Participants will create a 3-D Feather, learning how to carve, texture and form a piece of veg-tanned leather resulting in a realistic looking feather. They will also paint this project in the colors of an immature bald eagle. This piece could be mounted and framed or used to compliment another project. The leather, finishes and paint for this project will be provided. This project is a natural follow-up to **Swivel Knife Finesse**, and is designed for all skill levels. **Materials donated by Tandy Leather.**

Materials to Bring: Mallet, swivel knife, strop, stylus, modelling spoon, fine hair blade, B202L & B202R diagonal bevelers or B2076 leaf liner, small to medium bevel stamps, background stamp, scalpel or X-acto® knife, and a skiving tool such as safety beveler.

LANGUAGE SPOKEN: English

EMAIL: jim.linnell@tandyleather.com

Design Your Own Art

Serge Volken

@ Logis de Cordes

\$135

Wednesday or Thursday, 21. or 22. Sep., 14.00 - 18.00

Leather carving design has a long tradition, but as the word tradition implies, there is very little innovation. If you are looking for a new or different way of designing, you will want to take part in this creativity workshop. No drawing skills are needed! If you can hold a pencil, and write your name, you have all you need to take part in the unveiling of your own creative potential. Paper, pencils, rulers, compass and highlighters will be provided. All you have to do is be there! **Materials donated by Shoemuseum Lausanne.**

Materials to Bring: All materials are provided.

LANGUAGES SPOKEN: French, English, German, Spanish, Italian

EMAIL: volken.serge@gmail.com

Embossed Appliqué Pine Cone**@ Logis de Cordes****Thursday, 22. Sep., 09.00 - 17.00**

Participants in this workshop will create a three dimensional leather carving suitable for framing. While creating this carving, students will learn how to carve and emboss some very realistic 3D pine cones on a branch. They will use basic carving skills, embossing techniques and assemble multiple layers of leather to complete this project. They will color and finish the carving using acrylic paints and finishes. **Materials donated by Tandy Leather.**

Materials to Bring: Basic carving tools, F120, F910, B204, petal lifter, a medium to small modeling tool, ball end modeling tool, stylus, scalpel or X-acto® knife, and a cutting surface.

LANGUAGE SPOKEN: English

EMAIL: jim.linnell@tandyleather.com

Jim Linnell**\$160****Embossed Hannya Mask****@ Logis de Cordes****Friday, 23. Sep., 10.00 - 18.00**

Mike will be teaching the embossed Japanese mask. In this class, the students will be shown how to trace and cut the pattern, tool the mask, and emboss and create a leather plug to fill the embossing. Once the plug is in, students will learn how to sharpen details lost during embossing and plug installation. Lastly, how to apply this technique to a variety of items will be discussed. **Materials donated by Hermann Oak Leather Co. and Renia GmbH.**

Materials to Bring: Steep bevelers (smooth), figure bevelers (smooth), checkered bevelers/matters, swivel knife with low angle blade (if possible), strop, tooling surface, maul/mallet, your favorite background tools, a sharp knife, cutting surface, French edger (approximately 6-13mm wide), and stylus or pencil.

LANGUAGE SPOKEN: English

EMAIL: michaeldale1@comcast.net

Michael Dale**\$160****Extreme Embossed Elk****@ Logis de Cordes****Wednesday – Thursday, 21. – 22. Sep., 09.00 - 18.00**

Embossing to the extreme! During this 2-day workshop, you will carve a bull elk, stuff it and then cut it loose to build a near 3-dimensional picture. You will learn facial features, 3-D hair, and how to paint the elk. At the end of class, you should have a picture ready to frame (11x14" / 28x35.5cm). For all skill levels. **Leather donated by Hermann Oak Leather Co. and Renia GmbH.**

Materials to Bring: Stylus, modeling spoon, mallet, swivel knife, pointed beveller (F902 or 902-2), figure beveller F895, smooth and checkered bevelers of various sizes, smooth pear shavers (various sizes), pro petal, matting tools, texture tool for background, multi-blade knife, and scalpel with #11 blade.

LANGUAGE SPOKEN: English

EMAIL: bigfathonkinpig@gmail.com

Kathy Flanagan**\$325****Floral Carving****@ Logis de Cordes****Thursday, 22. Sep., 09.00 - 18.00**

In this workshop, Yves will teach you how to properly carve and stamp a floral design in leather. He will walk you through the necessary steps in the proper order, showing how to carve the flowers, leaves, stems, buds, and swirls, and how to accent them to bring them to life. This workshop is a great follow-up to Floral Drawing, but is designed for intermediate to advanced leather carvers only. **Leather donated by Hermann Oak Leather Co.**

Materials to Bring: Swivel knife, strop, mallet, bevellers, shavers, mule tracks, veiners, backgrounders, ruler, and any other carving or stamping tools you wish to bring.

LANGUAGES SPOKEN: French, English

EMAIL: yveslesire@gmail.com

Yves Lesire**\$165****Floral Drawing****@ Logis de Cordes****Wednesday, 21. Sep., 14.00 - 18.00**

Yves will teach some basics of drawing floral designs, by showing you how to create the separate elements, how each element flows into the next, how to create a balanced layout, and more. This workshop is designed for beginner and intermediate students of leather work, where everyone learns as much as possible. You will leave knowing how to create your own personalized designs.

Materials to Bring: Materials for drawing (pencils, erasers, A4 paper and a ruler).

LANGUAGES SPOKEN: French, English

EMAIL: yveslesire@gmail.com

Yves Lesire**\$95****FREE Leathercraft Workshop for Children****@ Le Firmament****Saturday, 24. Sep., 10.00 - 13.00**

The basics of leather tooling (carving & stamping) will be demonstrated in this morning workshop for aspiring leather workers aged 19 and under. Then, students will receive individual hands-on help with practicing the techniques and completing a leather project. All materials will be provided. ***Pre-Registration is required. Materials for this workshop donated by Tandy Leather.**

Materials to Bring: All materials for this workshop will be provided.

LANGUAGES SPOKEN: French, English, German, Spanish, Italian

ADDITIONAL INSTRUCTORS: Michael Dale, Kathy Flanagan, Yves Lesire, Serge Volken.

EMAIL: jim.linnell@tandyleather.com

Jim Linnell, et al.**FREE***

Hand Sewing & Edge Finishing**@ Logis de Cordes****Jean-Luc Parisot****\$325****Friday – Saturday, 23. – 24. Sep., 09.00 - 16.00**

This 2-day workshop will immerse you in the processes of hand sewing and edge finishing while making a large pouch/bag. Jean-Luc will spend time talking about and demonstrating the proper tools for this project, show you how to construct the patterns for the flaps and gusset, share his expertise in precise hand sewing of edges (and corners), and give you his tips on putting the final touches to the edges of the leather. This project is a great way to hone your hand sewing and edge finishing skills. **Leather donated by Hermann Oak Leather Co.**

Materials to Bring: Sharp knife for cutting leather (round knife/head knife/etc.), awls, hand sewing needles, edgers, stylus, ruler, pencil, notepaper, and any other tools you have that may be useful in bag construction.

LANGUAGE SPOKEN: French

EMAIL: jlpsellier@aol.com

Hand Stitching Techniques**@ Logis de Cordes****Eric Deneken****\$190****Saturday, 24. Sep., 09.00 - 17.00**

While you assemble a medieval-style bag, you will be learning about the use of various leatherworking tools, such as awls, strap cutters, saddle clamps, needles and thread, etc. Eric will talk about how to properly sharpen awls, and demonstrate attaching straps to buckles and loops with saddle stitching. He will also demonstrate both Saumur and English stitching. Each student will make a bag to take with them. This workshop is intended for novice through advanced leather workers.

Materials to Bring: Students may bring any tools they wish, however, Eric will provide the necessary tools and supplies for this workshop.

LANGUAGES SPOKEN: French, English

EMAIL: eric.deneken@hotmail.fr

Jeweled Scarab Beetle**@ Logis de Cordes****Robert Beard****\$160****Thursday, 22. Sep., 10.00 - 18.00**

Stone inlay and figure carving are what this workshop is all about. The subject will be a large scarab beetle, gently lifted into full 3-D, and inlaid with a beautiful stone for special effect. Robert will take you through each step, from pattern transfer to carving and lifting, to inlaying of the stone and coloring. Finally, you'll be given tips on finishing this project for presentation/framing. This workshop is designed for intermediate to advanced leather workers. **Leather donated by Hermann Oak Leather Co.**

Materials to Bring: Swivel knife and blades, maul/mallet, stamping surface, stylus/modeling spoon, carving and stamping tools of your choice, bevelers (figure bevelers if you have them), background/texturing tool, #4 pointed paintbrush, palette for mixing paints, paper and pencil/eraser. Special tools will be available for loan or purchase during or after the workshop.

LANGUAGE SPOKEN: English

EMAIL: beardclan@advantas.net

Leather Poinsettia Centerpiece**@ Logis de Cordes****Julie Pierce****\$250****Thursday – Friday, 22. – 23. Sep., 09.00 - 17.00**

This fun, 2-day workshop will teach you how to construct and color a 3-D flower table centerpiece. You will take flat, pre-cut leather, apply dye and then shape into 3 poinsettia flowers. Then, you will create 3 leaf bundles and combine all of the elements into a centerpiece for a beautiful Christmas table display. If you are new to the world of leather, this is a great workshop to get you started! **Materials donated by The Fiebing Company, Hermann Oak Leather Co. and Renia GmbH.**

Materials to Bring: Wood (leather) burning pen, #2 or #3 edger, (4) 2.5cm foam paintbrushes, and a few old towels/rags for dyeing.

LANGUAGE SPOKEN: English

EMAIL: julie@jjpiercecompany.com

Mobile Holster**@ Logis de Cordes****Chris Andre****\$160****Thursday, 22. Sep., 10.00 - 18.00**

This 1-day workshop for all student skill levels will focus on how to figure carve and brush dye a "realistic" skull on a cell phone holster made in class. Each student will take home a lined mobile phone holster and Slickbald Cell Holster pattern pack, and KNOWLEDGE. **Materials donated by Hermann Oak Leather Co. and Leather Machine Co., Inc.**

Materials to Bring: Swivel knife, strop, figure carving bevelers, pear shaders (small), checked matters, modeling spoon, your favorite geometric stamp for a background, maul, stamping stone, and good attitude!

LANGUAGE SPOKEN: English

EMAIL: slickbaldcustoms@gmail.com

Precision Bar Grounding & Background Techniques**@ Logis de Cordes****Chris Andre****\$80****Wednesday, 21. Sep., 14.00 - 17.00**

Most carvers hear the words, "bar grounder" and groan. This 1/2-day demonstration will turn the bar grounder into your "friend". Understand how to use this tool without creating "hamburger" in your background and achieve a very neat and professional look in your work. Other backgrounding techniques will also be covered. **Leather provided by Hermann Oak Leather Co.**

Materials to Bring: An open mind. (Optional: background tools and maul/mallet. There should be time to practice at the end of the demonstration).

LANGUAGE SPOKEN: English

EMAIL: slickbaldcustoms@gmail.com

Saddle Tree Fit

@ Logis de Cordes

Wolfgang Fey & Fritz Riedl

\$200

Saturday, 24. Sep., 09.00 - 17.00

Precise saddle tree fitting focuses on the weight-bearing portion of the horse's back and the distribution of pressure from the rider and saddle. Fritz and Wolfgang will discuss the anatomy of the horse, saddle rigging, and the balance of the rider. Additionally, Fritz and Wolfgang will discuss saddle trees (various production methods, materials, pricing, and styles of trees). Part of this workshop will take place outside, while Fritz and Wolfgang demonstrate the fine points of saddle tree fit to a live horse.

Materials to Bring: Notetaking materials, camera, and questions.

LANGUAGES SPOKEN: German, English

EMAILS: w.fey@gmx.net & fritz.riedl@gmx.net

Sewing Machine Training

@ Le Firmament

Chris Andre

\$60

Friday, 23. Sep., 14.00 - 17.00

If you have ever been stumped by your sewing machine, are the proud owner of a new stitcher, or are planning on purchasing a stitcher, this workshop is for you. Chris "Slickbald" Andre will cover setting up a Class 4 Cobra machine (or similar), finding "home", tension and thread weights, and go over the accessories as well. Many applications will be demonstrated. Questions are encouraged and students will have the opportunity to practice with the stitchers on hand. **Stitchers provided by Leather Machine Co.**

Materials to Bring: Notebook and pencil.

LANGUAGE SPOKEN: English

EMAIL: slickbaldcustoms@gmail.com

Swivel Knife Finesse

@ Logis de Cordes

Jim Linnell

\$80

Wednesday, 21. Sep., 09.00 - 13.00

If you are new to using a swivel knife, or if you desire to use your swivel knife with more finesse, this is a workshop for you, especially if you are new to leatherwork. This workshop will take the participants from the basics of holding and maneuvering the swivel knife, to cutting in a pattern and making decorative cuts. You will be much more confident with your swivel knife by the end of the workshop. **Materials donated by Tandy Leather.**

Materials to Bring: Favorite swivel knife, stylus, strop, note taking supplies and all the questions you've ever had about mastering the swivel knife.

LANGUAGE SPOKEN: English

EMAIL: jim.linnell@tandyleather.com

The Wolf

@ Logis de Cordes

Kathy Flanagan

\$90

Friday, 23. Sep., 09.00 - 13.00

If you have problems with hair, you will want to take this class. On a 5" x 7" piece of leather, we will be tooling a wolf's face. Not only will we be studying the fur, But also the facial features, including an open mouth. The picture will be completed with a simple finish. For all skill levels. **Leather donated by Hermann Oak Leather Co.**

Materials to Bring: Stylus, modeling spoon, mallet, swivel knife, tooling surface, bevelers (various sizes, smooth and checkered) figure beveler F895, F902 or F902-2, matting tools (checkered), hair tools: F916 and F917.

LANGUAGE SPOKEN: English

EMAIL: bigfathonkinpig@gmail.com

The Wrangler

@ Logis de Cordes

Kathy Flanagan

\$90

Friday, 23. Sep., 14.00 - 18.00

You might want to bring your magnifier for this one! We will be tooling a 5x7 picture where we will learn to do small features like hands, face, folds in clothing, where the boots touch the ground, etc. The picture will be completed with a simple finish. For all skill levels. **Leather donated by Hermann Oak Leather Co.**

Materials to Bring: Stylus, modeling spoon, mallet, tooling surface, swivel knife, bevellers, various sizes, smooth and checkered, matting tools, checkered, backgrounder, like A104, F895, pear shaders, smooth, small to medium.

LANGUAGE SPOKEN: English

EMAIL: bigfathonkinpig@gmail.com

INSTRUCTORS



ANDRE, Chris

Chris "Slickbald" Andre is a professional leather artist and maker in Longmont, Colorado. Chris works mostly in cowboy action gun leather while dabbling in saddles, cowboy trappings and motorcycle gear. Chris is also an active and competitive member of SASS and Cowboy Fast Draw, and is a lifetime competitive shooter. Chris is an instructor at trade shows, and also has private classes available at his shop in Longmont.



AVESQUE-JOUAN, Aurélie

Aurélien Avesque-Jouan has been a western saddle maker since 2010. She was taught by Dale Moore in Belgrade, Montana, to build saddles while prioritizing the horse's needs. About the same time, she learned to make Western mohair cinches from Darin Alexander with the same goal: learning efficiency with the tools and how to build the best cinches with respect to the horse's needs.



BEARD, Robert

Robert owns Pro Series Tool Company in Farmington, New Mexico, where he specializes in designing and crafting custom leather tools. He is a world-renowned carver, instructor and tool maker and has been a leather artist for over forty years. He was awarded the Al Stohman Award for Achievement in Leathercraft in 1987.

INSTRUCTORS




DR. BUCHHOLZ, Rainer

Dr. Rainer Buchholz has been with Renia GmbH since 2008 (co-owner since 2013), and founded Renia USA Inc. in 2014. He regularly attends trade shows and conferences, teaching about bonding, materials, and applications of adhesives. He holds a PhD in Astrophysics from the University of Cologne, but chose to go into the family business Renia as the 4th generation.



DALE, Michael

Mike started leather work in late 2012 after a brief conversation with his father, who had made some rudimentary leather goods when Mike was a child. He felt the need to create something in the world, and after buying a kit from Tandy, he had found his passion. Since then, Mike has been a regular contributing author to the *Leather Crafters & Saddlers Journal* and he has since started Learnleather.com in order to bring video classes to those who share Mike's desire to learn.



DENEKEN, Eric

Eric is a professional gear maker in France who specializes in all things Celtic and in the Fantasy genre. He is often asked to do custom work and meet specific customer demands with what he makes. Some of his work includes Renaissance-style articles of clothing and accoutrements, as well as leather bags, ornate book/notebook covers, quivers, corsets, armour, etc.



FEY, Wolfgang

After first stamping on some leather at the age of 11, Wolfgang Fey began learning leather crafting techniques at the age of 21. He later apprenticed under saddle maker Stefan Luchmann, making chaps, tack and custom and production saddles. Wolfgang's first visit to Sheridan was in 1997, where he made lasting friendships. Among these friends was Pete Gorrell who taught Wolfgang about the relationship between horse and rider, and also the saddle tree to the horse. Wolfgang is a blue ribbon winner in the World Leather Debut and is a founding member of the European Cowboy Gear Maker and Artist Association. His work has been shown in the U.S., Germany and France.



FLANAGAN, Kathy

Kathy has been working with leather for four decades, beginning in 1970, in 4-H, learning from masters of the craft. In 2005, the International Federation of Leather Guilds awarded Kathy the "Best of Advanced" division and "People's Choice" honors. Later, in 2009, the IFoLG awarded Kathy the "Pathway to Masters" award for her continuous efforts and willingness to teach in the field of leathercraft. She also received the Al Stohman Award for Achievement in Leathercraft at the Rocky Mountain Leather Trade Show on May 21, 2016.



LESIRE, Yves

Yves Lesire started as a self-taught leathercrafter during the first 25 years of his career, working with leather besides his job in the French Navy in the beginning, and later working as a waiter on cruise ships. He began making western saddles after attending Fred Harsant's school. He is now a full-time western saddle maker and teacher. He produced two DVDs about leather carving. He is a founding member and former president of the European Cowboy Gear Maker and Artist Association.

INSTRUCTORS



LINNELL, Jim

Born and raised on a ranch in eastern Montana, Jim Linnell has had leather working in his blood ever since his first visit to the Miles City Saddlery. The sounds and smells of those visits are some of the most vivid memories he has of that early introduction to the leatherworking world. Now, after spending the last 49 years working with leather, those sounds and smells are still a part of his life. Jim's leather art has been featured on magazine covers, catalog covers, in galleries and at countless shows. In the leatherworking world he has received some of the most prestigious of their awards. The Al Stohman Award, the Lifetime Achievement Award, and the Master Leather Artisan Award from The Academy of Western Artists are some of the better known.



PARISOT, Jean-Luc

Jean-Luc Parisot's career in leather began when he met two of the great French master saddlers who formerly worked at the famous Hermes saddle shop. Parisot studied and honed his craft under these two saddlers for more than a decade. In 1986, he entered and won the "Best Workers in France" contest, proving his expertise and craftsmanship. Parisot practices traditional hand tooling methods and specializes in creating one-of-a-kind saddles in the French tradition. He is also renowned for his expert and precise hand stitching.



PIERCE, Julie

Julie Pierce has been sewing by hand for as long as she can remember and on a machine since a 1970 home economics class. In the years since, Julie has made everything from bridal gowns to rodeo royalty wear. Julie first began making leather clothing in 2009 when she completed a leather jacket to wear at the National Finals Rodeo in Las Vegas. Currently Julie operates JJ Pierce Company in Lewiston, Idaho, making bespoke leather garments.



RIEDL, Fritz

Fritz Riedl lives with his wife, Marion, five horses, two dogs and cats in the little village of Castell, right in the heart of Germany. Prompted by Sheridan saddlemaker Don Butler, he started to learn the trade in 1994. Among his mentors, teachers and friends are Pete Gorrell, Ben Swanke, Jeremiah Watt and John Willemsma. Fritz Riedl was the first European maker to win the World Leather Debut at the Rocky Mountain Leather Trade Show twice.



SCHARNAGL, Martin

Martin is a professional gear maker who also owns Die Ledermacher, a leatherworking supply store located in Fünfvetten, Germany. Die Ledermacher is both a storefront and an online store, where you can go for professional advice and to try out new tools and machinery. Martin's shop is also home to a place where leatherworkers can come together to learn and take classes, both from Martin and international artists.



VOLKEN, Serge

Serge Volken, a.k.a "Bigfoot", has surprised more than one in the leather scene with his innovative design ideas. His most spectacular design concept was the so-called organic designs, and he constantly explores the grammar of ornamental art and design from different cultures and time periods in order to create his own visual poetry. Aware that a professional carver also needs to be efficient, he favors designs that are within reach of all skill levels and has developed methods that allow the creation of thousands of variations of patterns in a short time. He will share his secrets to unleash your own creative potential.

SKIRTING • HARNESS • LATIGO • HOLSTER • RAWHIDE • TOOLING

Hermann Oak Russet Skirting Leather Carves Like Butter and Stamps to an Incredible Depth

The unique color, the way it oils so evenly, the clean flesh, firmness and its excellent yield give your work a uniqueness like no other. Our leather is crafted to last a lifetime. Your work of art will keep its body and beauty long after others sag and fade.

Hermann Oak Leather is the last of the Vegetable Tanners using traditional tanning methods. Made in the USA with US steer hides.



Artwork by
Jun Igarashi

Hermann Oak Leather Co. • St Louis, Missouri • USA
Since 1881 • www.hermann oakleather.com

Bowden Leather Company • El Paso, TX • 915-877-1557
Goliger Leather Company • Ventura, CA • 800-423-2329
Hide & Leather House, Inc. • Napa, CA • 707-255-6160
Montana Leather Company • Billings, MT • 406-245-1660
Oregon Leather Company • Portland, OR • 503-228-4105
Panhandle Leather Company • Amarillo, TX • 806-373-0535
Sheridan Leather Outfitters • Sheridan, WY • 888-803-3030
Springfield Leather Co. • Springfield, MO • 800-668-8518
Weaver Leather • Mt. Hope, OH • 800-WEAVER-1
Toowoomba Saddlery • Toowoomba, QLD, Australia • 011-617-4633-1855
Buckskin Fur & Leather Co. • Calgary, Alberta, Canada • 888-723-0806
Logis de Cordes • Firminy, France • 011-33-04-7761-1916
Craft & Company Ltd. • Suginami-ku, Tokyo, Japan • 011-81-3-3393-2222
Kyoshin Elle & Co., Ltd. • Taito-Ku, Tokyo, Japan • 011-81-3-3866-3221
Star Trading Co. • Maniwa, Japan • 011-81-8-6742-8004

Leather Machine Co., Inc

phone: **866-962-9880**

or visit us online at www.leathermachineco.com

“THE PEOPLES’ CHOICE”

**Home
of the
COBRA**



Chris Andre

The accomplished artist and COBRA Class 4 at his workshop in Longmont Colorado.

**THE BEST MACHINES FOR YOUR WORKSHOP
FROM THE HOBBIEIST TO THE PROFESSIONAL
TO THE AWARD WINNING ARTIST**

Leather Machine Co, Inc. Warehouse 2141 E. Philadelphia St. "U" Ontario, CA. 91761 • Email: cobra@leathermachineco.com

CONGRATS ON 25 YEARS
FADING CAPTAIN'S MOUNTAIN HORSE

Fiebing's

Simplifying Leathercraft.

We have redesigned our labels to help you better identify the steps involved in preparing, coloring and finishing your next leathercraft project. Look for the color coded stripe and use Fiebing's to create the project of your dreams.



Prep

Edge Finishes



Dyes



Antiques

Top Finishes

www.fiebing.com



top-fit

All Purpose Cement
Open time: 5-40 minutes
850 g (Quart) with brush
1 US-Gallon
Free of Toluene and MEK!
For all materials except Vinyl (PVC), extremely high green strength, even on wet leather!

Colle de Cologne

The Real Multi Purpose Cement
Open time: 5-40 minutes
850 g (Quart) with brush
1 US-Gallon
Free of Toluene and MEK!
For all materials, even Vinyl (PVC) - the most versatile option!

Aquilim 315

Water-based Contact Cement
Open time: 30-60 minutes
500 g, 3 kg
Free of VOCs, completely non-toxic!
All materials except PVC, everything not regularly exposed to water.

Aquilim GI

Water-based Rubber Cement
Drying time: 1-5 minutes
Open time: up to 48 hours
500 g, 3 kg
Free of VOCs, completely non-toxic!
Upper leather and fabric

www.vko-werbung.de

Renia
Bonding for Life

www.renia.com

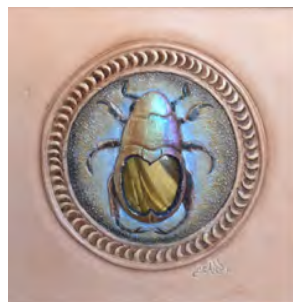
+49 221 6307990

Ostmerheimer Str. 516, 51109 Köln, Germany

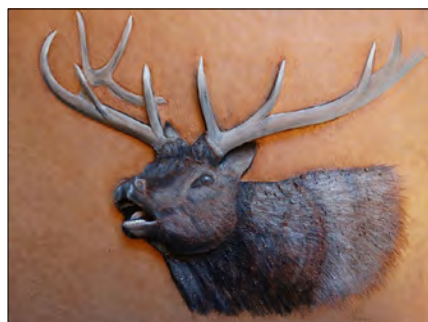
Renia GmbH

WORKSHOP PHOTO EXAMPLES

Biker Wallet Inlay & Construction – Scharnagl Jeweled Scarab Beetle – Beard



Extreme Embossed Elk – Flanagan



The Wolf – Flanagan



Embossed Hannya Mask – Dale



Embossed Appliqué Pine Cone – Linnell



Leather Poinsettia Centerpiece – Pierce

