

February 2015

28773

New Listings**7****↑ 133.3%**from Jan 2015:
3**↑ 75.0%**from Feb 2014:
4

YTD	2015	2014	+/-
	10	7	42.9%

5-year Feb average: **6****Closed Sales****0****↓ -100.0%**from Jan 2015:
7**↓ -100.0%**from Feb 2014:
2

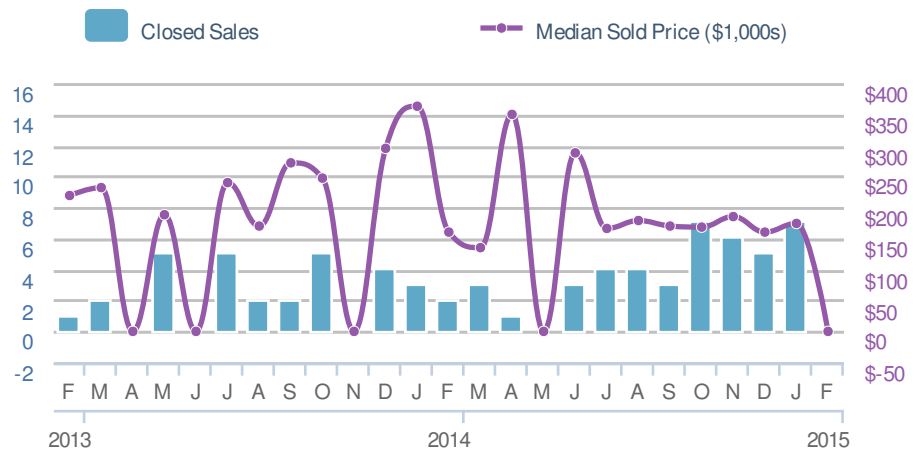

YTD	2015	2014	+/-
	7	6	16.7%

5-year Feb average: **1****New Pendings****0****↓ -100.0%**from Jan 2015:
1**↓ -100.0%**from Feb 2014:
2

YTD	2015	2014	+/-
	1	6	-83.3%

5-year Feb average: **2****Median Sold Price****\$0****↓ -100.0%**from Jan 2015:
\$174,000**↓ -100.0%**from Feb 2014:
\$160,000

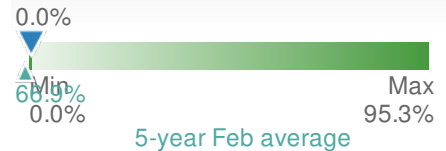
YTD	2015	2014	+/-
	\$174,000	\$230,000	-24.3%

5-year Feb average: **\$158,400****Active Listings****44**

Jan 2015	Feb 2014
42	34

Median Days to Contract**0**

Jan 2015	Feb 2014	YTD
48	76	48

Avg Sold to OLP Ratio**0.0%**

Jan 2015	Feb 2014	YTD
90.9%	87.2%	90.9%