

2015

W I S C O N S I N

Migratory Bird Regulations



Blue-winged Teal

2015 Wisconsin Waterfowl Stamp by James Pieper of Iron Ridge Stamp artwork is selected through an annual contest that begins in mid-May and is open to Wisconsin artists. Waterfowl stamps purchased assist with the restoration and maintenance of wetland habitats that benefit waterfowl and other Wisconsin species.

Report Natural Resource Violations

CALL or TEXT:

800-TIP-WDNR

(800-847-9367)

Toll Free • Statewide • 24-Hour • Confidential

This pamphlet is a summary of Wisconsin's migratory bird hunting regulations. For a complete set of laws, please refer to the Wisconsin State Statutes and Administrative Codes of the Department of Natural Resources.

PUB-WM-010 2015



Dear Migratory Game Bird Hunter,

Wow! Sixty years of continental duck surveys and 2015 produces the highest estimate ever at 49.5 million ducks. Expectations are high and opening day is drawing near. Check your waders, practice your shooting and duck ID and get out scouting.

A few season highlights:

- We are in year two of a three-year experimental early teal season. Remember to show restraint and don't shoot until you are 100% sure of the species of duck in flight. As required by federal rules, we will be monitoring hunters and the results will determine if the season becomes operational.
- Similar to last year, the shifting calendar provides a duck season that is later than average.
- Shooting hours on opening day of duck season this year will begin at a half hour before sunrise instead of 9 a.m. While the 9 a.m. opener was supported by hunters in the past, we have observed a shift in support toward the early start on opening day.
- Overall hunting season dates are similar to last year, but we have shortened the mid-season split on the Mississippi River Zone in response to public comments that the prior 12-day split was too long. The seven-day split still provides a temporary closure to improve the hunting experience during the October 17 "second opener" by allowing a build-up of ducks migrating into the river.
- I appreciated our hunters' passion and involvement during the process of setting waterfowl seasons. Given Wisconsin's diverse waterfowling venues, hunters have a wide range of preferences. The season structure is a compromise among those preferences.

A few reminders to improve your waterfowl hunting experience:

- Fall water conditions, weather patterns and time spent scouting are most important to your hunting success.
- The best waterfowl hunters are those who spend time scouting locations before and during the season. Our surveys show that hunters who scouted twice before the duck season harvested about three times more ducks than those who did not scout.
- Please look at these websites and spend time in the marsh to improve your duck ID: <http://dnr.wi.gov/topic/hunt/waterfowl.html> and <http://www.ducks.org/hunting/waterfowlgallery.aspx>

I look forward to seeing you in the marsh this fall.

—Kent Van Horn, Migratory Game Bird Ecologist

Table of Contents

Recent Regulation Changes	3
License Information	4
Stamp Requirements	5
License Fees and Information	6
Migratory Game Bird Regulations.....	7
2015 Migratory Bird Hunting Zones and Seasons.....	14
2015 Goose Hunting Zones and Seasons.....	18
Swan Identification	21
Canada Goose Harvest Reporting.....	23
Agricultural Damage Permits	23
2015 Youth Waterfowl Hunt	23
Falconry Seasons	25
Health Advisory	26
Other Important Information.....	27
Hunting Hours.....	29
DNR Contact Information.....	32

Recent Regulation Changes

- Opening day shooting hours for the regular duck season, for all duck hunting zones, now begin at a half hour before sunrise. Opening day shooting hours for the early teal season begin at 9 a.m. statewide.
- The Mississippi River Zone has a seven-day closure this years versus last year's 12-day closure. Season dates are October 3 through October 9, and from October 17 to December 8.
- The daily bag limit has changed from 1 to 2 canvasback for 2015.
- The Horicon Zone Canada goose boundary was changed in 2014. Areas west of Hwy. 73 and north of Hwy. 23 are now part of the Exterior Zone. See page 22 for a map.
- Tagging of Canada geese in the Horicon Zone is no longer required, but Horicon Permits must be validated. Geese must be reported within 48 hours. See page 23 for details.

The Wisconsin Department of Natural Resources provides equal opportunity in its employment, programs, services and functions under an Affirmative Action Plan. If you have any questions, please write to Equal Opportunity Office, Department of the Interior, Washington, D.C. 20240.

The Department of Natural Resources is committed to serving people with disabilities. If you need this information in an alternative format, please call (608) 266-2621.

License Information

1) License Requirements

- a) A valid license for hunting small game is required to hunt all migratory game birds (i.e., ducks, geese, brant, woodcock, mourning dove, coots, rails, snipe or moorhens) in Wisconsin. Licenses may be purchased from any license agent, by phone at 1-877-WI-LICENSE (1-877-945-4236) or at dnr.wi.gov keyword “license” (extra fees apply). For more information, see “license fees” on page 6.

Note: first time Wisconsin hunter education graduates may use their certificate in place of a small game license and state waterfowl stamp during the year their certificate was issued if they are at least 10 years of age. HIP registration is still required (see HIP registration below).

- b) Persons born on or after Jan. 1, 1973 must have a hunter education certificate to purchase any hunting license, unless hunting in compliance with the Hunting Mentorship Program (see “*hunting mentorship*” below).
- c) Persons younger than 10 years old may not hunt or purchase a hunting license. All persons age 10 & 11 and any person age 12 or older born on or after Jan. 1, 1973 who has not completed hunter education may hunt only through the Hunting Mentorship Program (see “*hunting mentorship*” below). Persons age 12 & 13 who have completed hunter education must be accompanied and in visual and voice contact of a parent or guardian (18 years or older) while hunting.

2) Harvest Information Program Registration

- a) Harvest Information Program (HIP): a person hunting any species of migratory game bird (including, but not limited to waterfowl, sora, Virginia rail, snipe, woodcock and mourning dove) must register annually for this program.
- b) HIP registration keeps a record of a national list of hunters who may receive a log to record their harvest to assist in estimating the total harvest. All waterfowl hunters are required to register in 2015, even if registered in previous years.
- c) Registration may be completed when purchasing a license or at any time prior to hunting migratory game birds. For more information on HIP, visit the U.S. Fish and Wildlife Service website at www.fws.gov/hip.

3) Hunting Mentorship Program

- a) The Hunting Mentorship Program allows hunters age 10 years and older to obtain a hunting license and hunt without first completing a Hunter Education Course, **with the following requirements:**

- the **hunter must:** 1) hunt within arm’s reach of a mentor, regardless of age; 2) possess appropriate hunting license(s), permit(s) and tag(s), and; 3) comply with all hunting laws, seasons and bag limits;
- the **mentor must:** 1) be at least 18 years old; 2) be a hunter education graduate, unless born before Jan. 1, 1973 or have completed basic training with the Armed Forces (see the *2015 Small Game Regulations* for details on Armed Forces members); 3) be the hunter’s parent or guardian or have the permission of the hunter’s parent or guardian before acting as a mentor for the hunter if the hunter is under the age of 18; and 4) possess a current Wisconsin hunting license (the type of license does not matter unless attempting to harvest game).

Note: mentors are exempt from the need for a hunting license

if: 1) hunting on a licensed bird or deer hunting preserve; 2) hunting on land the mentor owns or occupies; or 3) for a species the mentor does not require a license to hunt (see the *2015 Small Game Regulations* for information on private lands and landowners).

- only one firearm, bow or crossbow may be possessed jointly between the hunter and the mentor if the hunter is either age 10 or 11 or was born on or after Jan. 1, 1973 and has not yet completed a Hunter Education Course.

Note: a legally possessed concealed weapon carried by a CCW license holder does count toward the one weapon limit.

For more information on the Hunter Mentorship Program, visit dnr.wi.gov keywords “*mentored hunting*.”

Stamp and Permit Requirements

Any persons age 16 or older who plan to hunt ducks, geese or brant must possess both a 2015 Wisconsin Waterfowl Stamp privilege noted on the hunter’s valid hunting license and a 2015 Federal Migratory Bird Stamp.

Note: these stamps are not required if hunting coot, moorhen, rail, mourning dove or woodcock.

1) 2015 Wisconsin Waterfowl Stamp (\$7)

- a) The Wisconsin Waterfowl Stamp may be purchased at DNR service centers and license agents, by phone at (877) 945-4236 or online at dnr.wi.gov keyword “*license*.”

Note: the Wisconsin Waterfowl Stamp is included in the cost of the Conservation Patron license, free resident military small game license holders, resident senior citizen recreation cards and graduates of the Wisconsin Hunter Education Course (during the period in which the small game hunting privilege is free). Visit dnr.wi.gov keywords “*hunter safety*” for details. HIP certification is required for all migratory bird hunters.

2) 2015 Federal Migratory Bird Stamp (\$25)

- a) May be purchased at select U.S. Post Offices and U.S. Fish and Wildlife Service offices, online at www.fws.gov/duckstamp/stamps.htm or by calling (800) STAMP-24 (800-782-6724). The Federal Migratory Bird Stamp may also be purchased through Wisconsin DNR license agents and at online at dnr.wi.gov keyword “*license*” under “*quick sales*” (additional fees apply).

Note: if purchased through the DNR or DNR license agent, the hunter will receive a temporary stamp that is valid for 45 days. The actual stamp will be mailed within the 45 day period.

3) Canada Goose Permit

- a) A Canada Goose Permit is required if hunting Canada geese. This permit is valid for one season and one zone only as shown on the permit. To purchase a Canada Goose Permit, visit dnr.wi.gov keyword “*license*” or call (877) 945-4236.

Note: Early Goose, Exterior Goose and Horicon Goose Permits are \$3 each. Hunters may purchase either an Exterior Goose or a Horicon Goose Permit, but not both.

4) License, Permit, Tag and Stamp Use

It is illegal to:

- a) Use or carry the license, permit, tag or stamp of another person while hunting. Contact the DNR for more details.

5) License Fees

	License Type	Cost
Resident	Small Game	\$18
	Junior Small Game (ages 12-17)	\$9
	Small Game (ages 10-11)	\$7
	Senior Citizen Small Game (age 65 or older)	\$9
	Sports	\$60
	Junior Sports (ages 12-17)	\$35
	Conservation Patron*	\$165
	Junior Conservation Patron* (ages 12-17)	\$75
Non-Resident	Small Game	\$85
	5-day Small Game	\$55
	Small Game (ages 10-11)	\$7
	Conservation Patron*	\$600
	Junior Conservation Patron* (ages 12-17)	\$77
	Sports	\$275
	Junior Sports	\$36
*Conservation Patron licenses include a Wisconsin Waterfowl Stamp, but do not include a Federal Migratory Bird Stamp.		
Reduced License	New or returning hunters, as well as hunters who recruit 3 or more first-time hunters, trappers or anglers are eligible for reduced hunting license fees. See the <i>2015 Small Game Regulations</i> for more details.	
Senior Citizen Recreation Card (No longer offered)	Existing cards are still valid as long as the holder remains a Wisconsin resident. To hunt migratory birds, card holders must purchase the Federal Migratory Bird Stamp annually. The Wisconsin Waterfowl Stamp privilege is not required. Card holders must also be HIP certified.	
Armed Forces Members	Members of the Armed Forces are entitled to certain license privileges and may qualify for reduced license fees. See the <i>2015 Small Game Regulations</i> for more details.	

Migratory Game Bird Regulations

In addition to hunting regulations that apply to species listed in the 2015 *Small Game Hunting Regulations*, the following rules also apply.

1) Definitions

a) **Migratory Birds**

Migratory game birds include waterfowl, rail, mourning doves, woodcock, coot, moorhen and snipe.

b) **Waterfowl**

Waterfowl include ducks, geese and brant.

c) **Daily Bag Limit**

The daily bag limit is the maximum number of a species or group of species which one person may reduce to possession in one day.

d) **Aggregate Daily Bag Limit**

The maximum number of migratory game birds permitted to be taken by one person in any one day, when the person hunts in more than one zone or state and/or for more than one species for which a combined daily bag limit is prescribed. The aggregate daily bag limit is equal to the largest daily bag limit prescribed for any one species or for any one zone or state in which the taking occurs.

e) **Aggregate Possession Limit**

The maximum number of migratory game birds of a single species or combination of species taken in the United States permitted to be possessed by any one person when taking and possession occurs in more than one specified geographic area for which a possession limit is prescribed. The aggregate possession limit is equal to, but shall not exceed, the largest possession limit prescribed for any one of the species or specified geographic areas in which taking and possession occurs.

2) Specifically Prohibited

While pursuing migratory game birds, it is *illegal* to:

- hunt before or after established hunting hours;
- take migratory game birds during the closed season;
- take or attempt to take more than the daily bag or aggregate daily bag limit (*see Definitions, above*), or;

Note: group bagging for migratory game birds is NOT allowed.

- possess more than the daily bag limit while at or between where the game birds were/killed and the hunter's temporary or permanent abode.

3) Open Water Hunting

No person may hunt waterfowl in open water from or with the aid of any blind including any boat, canoe, raft, contrivance or similar device except from:

Pick up litter, including shotgun shells and keep your hunting grounds looking natural!

a) Mississippi River

Blinds in any of the waters of the Mississippi River and adjoining counties, provided the blinds are securely anchored and located not more than 100 ft. from any shoreline including islands. Blinds in open water in the Lake Pepin and Grant county* portions of the Mississippi River are permitted regardless of the distance from shore provided the blinds are securely anchored and removed daily at the close of hunting hours.

*Federal laws do not allow hunting in open water beyond 100 ft. from shore near Potosi, Wisconsin river mile 586.3 to 592.1 in Grant county. For more information contact: Upper Mississippi River National Wildlife and Fish Refuge at (507) 452-4232 or visit. fws.gov/refuge/upper_mississippi_river.

b) Great Lakes Area and Big Green Lake

Blinds in open waters of Lake Superior, Lake Michigan, Green Bay and Big Green Lake in Green Lake county, if located more than 500 ft. from any lake or bay shoreline. Blinds do not have to be anchored in these areas but must be removed daily at the close of hunting hours.

c) Other Large Lakes

Blinds in open waters of the following lakes, if located more than 1,000 ft. from any shoreline, including islands, provided blinds are securely anchored and removed daily at the close of hunting hours:

Beaver Dam Lake (excluding Rakes and Trestle Works bays), Dodge county	Lake Wisconsin (north of railroad bridge), Sauk and Columbia counties
Castle Rock Lake (south of railroad bridge and Cty G), Adam and Juneau counties	Lake Wissota (south of Cty S and north of Cty X), Chippewa county
Fence Lake, Vilas county	North Twin Lake, Vilas county
Grindstone Lake, Sawyer county	Petenwell Flowage (north of Hwy 21 and south of Hwy 73), Adams, Juneau and Wood counties
Lake Puckaway (waters west of the west end of the dredge bank, excluding waters east of the west end of the dredge bank), Marquette and Green Lake counties	Shawano Lake, Shawano county
Lake Winnebago, Calumet, Fond du Lac and Winnebago counties	Trout Lake, Vilas county

The following methods of hunting waterfowl from open water are **legal**:

d) Hunting from a Boat, Blind or Similar Devices when in Compliance with All of the Following:

- some part of the boat, blind or device is within 3 ft. of naturally occurring emergent vegetation (live or dead*) that is rooted to the bottom;

- the emergent vegetation provides at least 50% concealment of the hunter, boat and blind when viewed from at least one direction from a height of 3 ft. above the water; and
 - the emergent vegetation extends above the water's surface to a height at or above the sides of any boat being used for hunting.
- *Dead stumps and dead trees in the water do not constitute a natural growth of vegetation for the purpose of this rule.

e) Exception for Disabled Hunters

Hunters possessing a Class A or B Disabled Permit that authorizes hunting from a stationary vehicle and which has been issued for more than one year and a person who assists the disabled hunter in the same boat may hunt more than 3 ft. from emergent vegetation that provides the required 50% concealment of the hunters and boat, but not farther than necessary to maintain the minimum depth of water necessary for operation of the boat being used by the hunters. All such open water blinds shall be removed daily at the close of hunting hours.

Note: you may hunt in any open water area provided you are standing on the bottom without the aid of a blind. Blinds include, but are not limited to, any boat, canoe, raft or similar device that provides any concealment for the hunter. In areas where open water blinds are legal, (*see pages 7 and 8*) they must be removed at the close of hunting hours each day. See p. 11 for laws on shooting near dwellings.

f) Jump Shooting

The open water restrictions are not intended to prohibit legal jump shooting activities. It is legal to hunt from a non-motorized boat on narrow streams. However, on larger bodies of water where shooting shore to shore is not possible, the hunter must keep a portion of the boat concealed as described in section 1d on page 8. Skirting the edge of rivers and lakes in this way is considered legal.

4) Structures, Boats and Vehicles

While pursuing migratory game birds, it is *illegal* to:

a) Structures

Hunt from any pier, dam, dock, breakwater or similar artificial structure.

Note: Class A Disabled Hunting Permit holders are exempt.

b) Sink Box

Hunt from a sink box (a low floating device that has a depression affording the hunter a means of concealment beneath the surface of the water).

c) Waterfowl Blind

Establish a waterfowl blind on state property, including the bed of any navigable lake, prior to 7 days before the waterfowl season or leave it established beyond 7 days after the close of the waterfowl season. No person may maintain, occupy or use any blind left on state property during the season unless the owner's name, address and DNR customer ID number, in the English language and in lettering one square inch or larger, is affixed permanently to the blind and is readily visible and legible at all times.

Note: placement of waterfowl blinds on public land does not restrict others from using or hunting on the public land where the blind is located.

d) **Moving Boats**

Hunt or shoot from any moving boat other than those propelled by paddle, oars or pole. Motorboats and sailboats must have their motors completely shut off and/or the sail furled and its progress ceased before loading or discharging a firearm.

e) **Vehicle Use**

Take migratory game birds from or with the aid or use of any vehicle (not including boats) except by qualified disabled persons under a valid DNR permit. Federal rules prohibit taking migratory game birds from any motor vehicle unless the person is a paraplegic or is missing one or both legs.

f) **Hazing**

Use in any manner any air, water or motor-driven land conveyance, including any unmanned aircraft or drones, for the purposes of concentrating, driving, rallying or stirring up any migratory game bird to put them in the range of hunters.

5) Devices

While pursuing migratory game birds, it is ***illegal*** to:

a) **Hunt with decoys that are:**

- Placed beyond 200 ft. from the cover in which the hunter is located.
- Placed in the water prior to one hour before the opening of waterfowl hunting hours.
- Left in the water more than 20 minutes after the close of waterfowl hunting hours.
- Left in the water unattended.

Note: you may leave decoys unattended on dry land.

- Live, regardless of distance from the hunter.

Note: all live, tame or captive ducks and geese shall be removed for a period of 10 consecutive days prior to hunting and confined within an enclosure which substantially reduces the audibility of their calls and totally conceals such birds from the sight of migratory wild waterfowl.

b) **Hunt with or while in possession of:**

- Electronic bird calls.
- Recordings or imitations of bird calls while hunting waterfowl.

6) Baiting

A baited area refers to any area on which salt, grain or other feed has been placed, exposed, deposited or scattered, if it could serve as an attractant or lure for migratory game birds to, on or over areas where hunters are attempting to take them. A baited area is considered to be baited for 10 days after complete removal of the bait. While pursuing migratory game birds:

a) It is ***illegal*** to:

Hunt waterfowl, coots or mourning doves by the method or aid of baiting or on or over any baited area where a person knows or reasonably should know that the area is or has been baited.

b) It is ***legal*** to:

- Hunt over standing crops or flooded standing crops; standing, flooded or manipulated natural vegetation; croplands flooded after harvest or lands or areas where seeds or grains have been scattered solely as the result of normal agricultural planting, normal agricultural harvest or post-harvest manipulation; or normal soil stabilization practice.

- Hunt from standing or flooded, standing agricultural crops where grain is inadvertently scattered solely as a result of a hunter entering or exiting a hunting area, placing decoys or retrieving downed birds.
Note: regulations for hunting waterfowl and coot are more restrictive than for hunting mourning doves.

c) In addition to legal methods listed above, it is ***legal*** to:
Hunt mourning doves over the following areas:

- lands or areas where seeds or grains have been scattered solely as the result of normal agricultural practices, in addition to normal planting, normal harvesting and normal post-harvest manipulation;
- manipulated agricultural crops or wildlife food plots provided these crops were planted in a manner consistent with extension service guidelines for planting a crop. Manipulation may not include the distributing or scattering of seeds, grains or other feed after the seed or grain has been harvested or removed from the field where it was grown.

Note: manipulation of crops or natural vegetation prior to harvest by mowing, shredding, discing, rolling, chopping, trampling, flattening, burning or herbicide treatment is legal for hunting mourning doves, but is not legal for hunting other species of wildlife, even if the purpose of the manipulation was for hunting mourning doves. The only time it is legal to hunt other species which are being attracted to manipulated crop lands or food plots is when the manipulation occurs after the field has undergone a normal harvest and removal of grain.

For more information, visit dnr.wi.gov keyword “*baiting*.” For federal waterfowl and dove baiting regulations, visit the U.S. Fish and Wildlife website at www.fws.gov.

7) Guns and Ammunition

While pursuing migratory game birds, it is ***illegal*** to:

a) Firearm Discharge

- Hunt within 50 ft. of the center of any public roadway.

Note: railroad rights-of-way are private property and trespassing is prohibited.

- Shoot a firearm within 100 yards of a building devoted to human occupancy while on lands you do not own, including while on any waters of the state, without permission of the owner or occupant of the building.

b) Methods

Hunt with anything other than a shotgun fired from the shoulder, bow and arrow, crossbow or by falconry.

c) Other Methods

Take migratory game birds with a trap, snare, net, rifle, pistol/handgun, swivel gun, shotgun chambered for a shell larger than 10 gauge, punt gun, battery gun, machine gun, fishhook, poison, drug, explosive or stupefying substance or possess any shotshells larger than no. 10 gauge.

d) Shotgun Capacity

Hunt with a shotgun capable of holding more than 3 shells (magazine and chamber combined), unless it is plugged with a one-piece filler which cannot be removed without disassembling the gun.

e) Shot Type

- Possess or use any type of lead or toxic shot when hunting ducks, geese, brant, snipe, rail, coot and moorhen.
- Possess or use any type of lead or toxic shot while hunting mourning doves on DNR managed land.

Note: Only non-toxic sizes BB, BBB, T or smaller are legal. Size F shot is illegal in Wisconsin. Only non-toxic shot may be possessed or used for hunting migratory and upland game bird species, including wild turkey, on all National Wildlife Refuges and Federal Waterfowl Production Areas; however, during their open seasons, deer and small game mammals may be hunted with rifles, and with shotguns loaded with slugs. Contact the manager for the property you plan to hunt about any rules specific to the property.

Non-Toxic Shot Type	Percent Composition by Weight
Bismuth-Tin	97% bismuth and 3% tin
Iron (steel)	Iron and carbon
Iron-Tungsten	Any proportion of tungsten and $\geq 1\%$ iron
Iron-Tungsten-Nickel	$\geq 1\%$ iron, any proportion of tungsten and up to 40% nickel
Copper-clad Iron	84% to 56.59% iron core, with copper cladding up to 44.1% of the shot mass
Tungsten-Bronze (two types)	51.1% tungsten, 44.4% copper, 3.9% tin and 0.6% iron or 60% tungsten, 35.1% copper, 3.9% tin and 1% iron
Tungsten-Iron-Copper-Nickel	40–76% tungsten, 10–37% iron, 9–16% copper and 5–7% nickel
Tungsten-Matrix	95.9% tungsten and 4.1% polymer
Tungsten-Polymer	95.5% tungsten and 4.5% Nylon 6 or 11
Tungsten-Tin-Iron	Any proportions of tungsten and tin and $\geq 1\%$ iron
Tungsten-Tin -Bismuth	Any proportions of tungsten, tin and bismuth.
Tungsten-Tin-Iron-Nickel	65% tungsten, 21.8% tin, 10.4% iron and 2.8% nickel
Tungsten-Iron-polymer	41.5-95.2% tungsten, 1.5-52.0% iron and 3.5-8.0% fluoropolymer

8) Possession Restrictions

a) Retrieval

No person may kill or cripple any game bird without making every reasonable effort to retrieve such bird. Until every reasonable effort is made, crippled birds shall be included in the daily bag. Crippled birds should be immediately pursued to prevent loss of the bird.

b) Open Water Retrieval

Crippled birds which fall or move into open water should be immediately pursued. A hunter may shoot crippled birds from a boat propelled by paddle, oars or pole. A shotgun may be uncased but may not be loaded or discharged while in a boat with the motor running and until all forward motion from the motor has ceased.

c) Tagging

- No person may give, put or leave any migratory game birds at any place or in the custody of another person unless the birds are tagged by the hunter with the:
 - 1) hunter's signature;
 - 2) hunter's address;
 - 3) total number of birds involved, by species, and;
 - 4) dates such birds were killed.
- No person or business may receive or have in custody any migratory game birds belonging to another person unless such birds are properly tagged and a record of such receipt is kept by the person or business.

d) Possession of Live Birds

Wounded birds reduced to possession shall be immediately killed and included in the daily bag limit.

e) Importation

For information regarding the importation of migratory game birds killed in another country, hunters should consult 50 CFR 20.61 through 20.66. A copy can be obtained from the U.S. Fish and Wildlife Service by contacting:

5600 American Blvd. West, Suite 990
Bloomington, MN 55437-1458
(612) 713-5320; www.fws.gov.

f) Shipment

No person may ship migratory game birds unless the package is marked on the outside with the:

- 1) name and address of the person sending the birds;
- 2) name and address of the person to whom the birds are being sent, and;
- 3) number of birds, by species, contained in the package.

g) Transportation

Migratory game birds may be field dressed before they are transported from the field. However, the head or one fully feathered wing must remain attached to all migratory game birds while in the field or being transported from the field to the person's permanent abode.

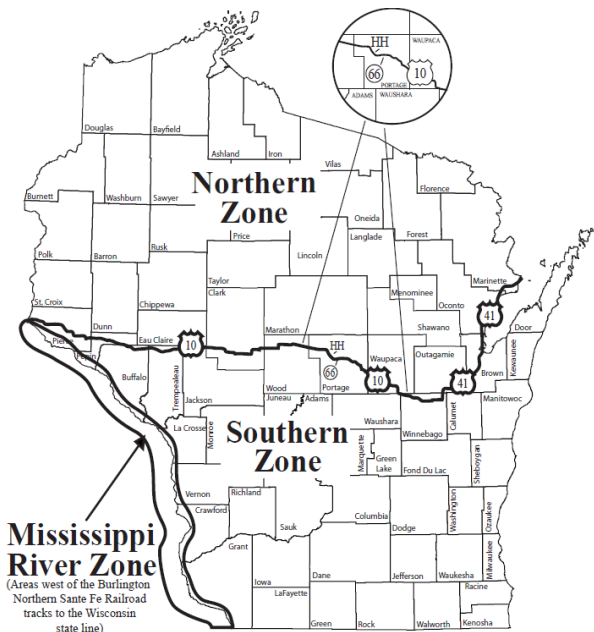
Note: this includes birds being transported between a hunting cabin, camp, motel or other temporary abode to the person's permanent abode or preservation facility.

h) Possession Limit

For migratory birds, it is *illegal* to:

- possess more than 3 daily bag limits. On opening day, the possession limit is the same as the daily bag limit. On the second day of the season, the possession limit is double the daily bag limit.

2015 Migratory Game Bird Hunting Zones




Hunting on the St. Croix National Scenic Riverway

Hunting is allowed according to Wisconsin state regulations with a few exceptions in the St. Croix National Scenic Riverway. For more information, please visit: www.nps.gov/sacn/planyourvisit/hunting.htm.


Know the Difference!

Redhead

Hen: Brown head, bluish bill with white ring



Drake: Red head, bluish bill with white ring




Canvasback

Drake: Red head, black bill



Hen: Brown head, black bill



Canvasbacks can be distinguished from the more abundant Redhead duck by their long, black, wedge-shaped bills and elongated heads.

Visit www.ducks.org/hunting/waterfowl-id for help with duck identification.

2015 Early Teal Season *(see 2015 Early Canada Goose, Teal and Dove Regulations, page 14, for teal season hunting hours)*




Area	Hours	Species	Dates	Daily Bag Limit
Statewide*	Shooting hours are sunrise to 7:00 p.m.; <i>except</i> on Sept. 1 when hunting begins at 9:00 a.m.	blue-winged and green-winged teal	Sept. 1 – 7	6

*See page 28 for Early Teal Season property restrictions.

2015 Youth Waterfowl Hunt *(see page 23 for details)*

Area	Who May Participate	Dates
Statewide	Youth ages 10–15 only	Sept. 19 & 20

2015 Wild Duck Season *(see detailed map, page 14)*

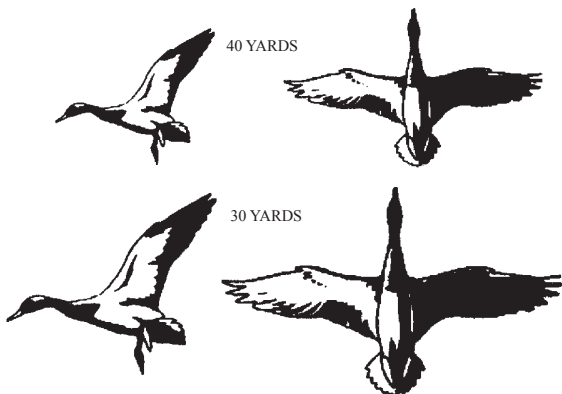
Zone	Hours	Wild Duck Season Dates	Bag Limit
Southern 	Normal shooting hours apply <i>(see pages 29 – 31)</i> ;	<u>Season is open:</u> Oct. 3 – Oct. 11; Oct. 17–Dec. 6 <u>Season is closed</u> Oct. 12–Oct. 16	Daily bag limit: Six ducks in total to include not more than: <ul style="list-style-type: none"> • 4 mallards (of which only one may be a hen); • 3 wood ducks; • 2 redheads; • 3 scaup; • 2 canvasback; • 2 pintails, and; • 1 black duck. For species of ducks not listed, such as teal and ring-necks, the combined total with all other species may not exceed six ducks. <i>See page 13 for possession limits</i>
Mississippi River 	Normal shooting hours apply <i>(see pages 29 – 31)</i> ;	<u>Season is open:</u> Oct. 3–Oct. 9; Oct. 17–Dec. 8 <u>Season is closed</u> Oct. 10–Oct. 16	
Northern 	Normal shooting hours apply <i>(see pages 29 – 31)</i> ;	Sept. 26–Nov. 24	

2015 Migratory Bird Seasons *(see detailed map, page 14)*

Species	Season Length	Daily Bag Limit	Possession Limit
Mergansers	Same as wild ducks in the zone in which you are hunting. Daily bag may not include more than two hooded mergansers.	5	15
Coot & Moorhen	Same as wild ducks in the zone in which you are hunting.	15	45
Sora & Virginia Rails	Same as wild ducks in the zone in which you are hunting.	25	75
Snipe	Same as wild ducks in the zone in which you are hunting.	8	24
Woodcock	Sept. 19–Nov. 2	3	9
Mourning Doves	Sept. 1–Nov. 29	15	45

Prevent Crippling

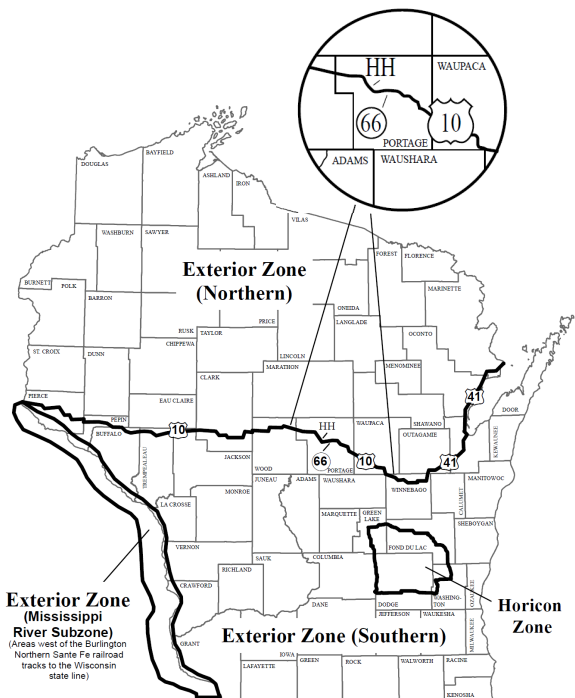
These pictures represent the actual size of mallards at the effective range for steel shot. Test yourself continually during the season by holding your gun barrel up against these pictures.



Goose Hunting

Canada Goose Management Zones and Subzones

The state is divided into two management zones: Horicon and Exterior. A hunter must possess a Canada Goose Hunting Permit valid for one of the two zones to hunt Canada geese in Wisconsin. Hunters may only hunt in one zone and only during the time period indicated on their permit. Exterior Zone hunters may purchase an Exterior Zone Permit until the close of the Exterior Zone Canada goose season.



The Exterior Zone includes the Mississippi River Subzone. Only persons having Exterior Zone Permits are allowed to hunt Canada geese in this subzone. See pages 19, 22 & 23 for additional information of zone and subzone boundaries and season dates.

2015 Canada Goose Hunting Seasons

Normal hunting hours apply. See pages 29–31 for details.

Canada Geese		Season Length	Daily Bag Limit	Possession Limit
Statewide Early Canada Goose Season*		Sept. 1–15	5	15
Horicon Zone**	Period 1	Sept. 16–Nov. 1	2	6
	Period 2	Nov. 2 – Dec. 16	2	
Exterior Zone	North Portion	Sept. 16–Dec. 16	2	6
	South Portion	<u>Season is open:</u> Sept. 16 – Oct. 11; Oct. 17 –Dec. 21 <u>Season is closed:</u> Oct. 12 –Oct. 16	2	6
	Mississippi River Subzone	<u>Season is open:</u> Oct. 3 – Oct. 9; Oct. 17 – Jan. 9, 2016 <u>Season is closed:</u> Oct. 10– Oct. 16	2	6

*A separate permit is required. See the *2015 Early Canada Goose, Early Teal and Mourning Dove Hunting Regulations* for details.

**Horicon zone tag limit is 12 tags per season

Note: some state wildlife areas, such as the Mead Wildlife Area and the Zeloski Unit of the Lake Mills Wildlife Area, have special waterfowl hunting closed days, shooting hours or refuge areas. For property specific information please visit: dnr.wi.gov/topic/lands/wildlifeareas/."

Warden Authority

Conservation wardens performing their duties may enter private lands at any time. Wardens may also seize as evidence all game taken or possessed in violation of the law, and any equipment used in connection with a violation. Wardens do not have the authority to enforce trespass laws.

2015 Goose Hunting Seasons

Normal hunting hours apply. See pages 29–31 for details.

Snow/Blue Geese, Ross' Geese, Brant White-fronted Geese & Other Geese		Season Length	Daily Bag Limit & Possession Limit
Horicon Zone		Sept. 16– Dec. 16	Bag limit: 20 snow/blue geese, Ross' geese; 1 brant; 1 white-fronted goose. See page 13 for possession limits
Exterior Zone	North Portion	Sept. 16–Dec. 16	
	South Portion	<u>Season is open:</u> Sept. 16–Oct. 11; Oct. 17–Dec. 21 <u>Season is closed:</u> Oct. 12–16	
	Mississippi River Subzone	<u>Season is open:</u> Oct. 3 – Oct. 9; Oct. 17–Jan. 9, 2016 <u>Season is closed:</u> Oct. 10– Oct. 16	

Finding Land Open to Hunting

Wisconsin has an abundance of land open to hunting, including state-managed wildlife, fisheries and natural areas, forests and private land enrolled in the Managed Forest Law (MFL), Forest Crop Law (FCL), Voluntary Public Access (VPA) or Wisconsin Damage Abatement and Claims (WDACP) programs. Combined, hunters have access to nearly seven million acres of land throughout Wisconsin. If you are looking for a place to hunt, please visit dnr.wi.gov keywords “state lands” or “public access to tax law land.”


Don't Shoot a Swan!

All wild swans are protected species in Wisconsin. Shooting a swan may cost you up to \$2,327 in penalties and a 3 year revocation of all hunting, fishing and trapping privileges.

Protected Species: all swans

- Plumage: all white
- Weight: 15-30 lbs.
- Length: 4-5 ft.
- Wingspan: 5.5-7 ft.
- Long neck

Note: swans appear gray in their first year of life.



Legal Game Species: snow goose

- Plumage: white with black wing tips
- Length: 1.5 ft.
- Wingspan: 3.5 ft.
- Short neck

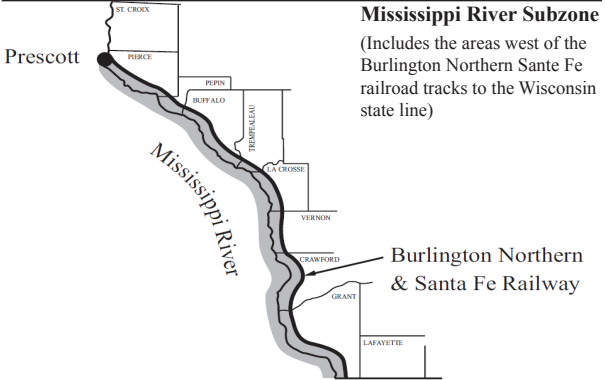
Note: the primary snow goose range is west of Wisconsin and few snow geese migrate through Wisconsin. Be sure of your target!



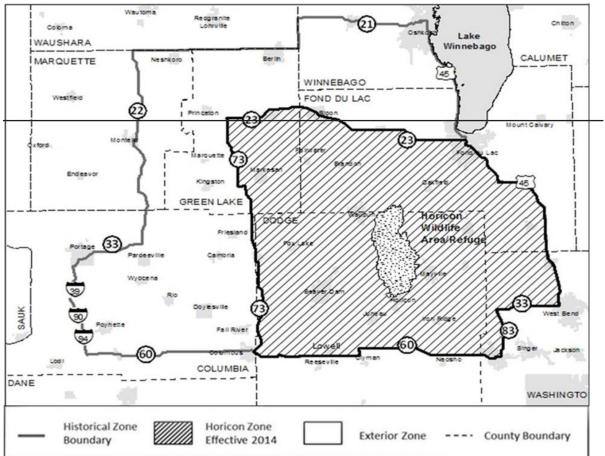
Interference with Hunting

No person may interfere with lawful hunting with the intent of preventing the taking of a wild animal. Examples of interfering with hunting include (but are not limited to) harassing wild animals, impeding lawful hunters or damaging lawfully placed blinds.

Canada Goose Management Zone Boundaries



Horicon Zone



Canada Goose Reporting Requirements

Early September Season, Exterior and Horicon Zones

You must report each harvested Canada goose within 48 hours of the kill by calling (800) 99-GOOSE (800-994-6673). You will receive a confirmation number after each successful report. If you make an error in reporting, please contact the Assistant Migratory Game Bird Ecologist at (608) 261-6458.

Note: Canada Goose Permit holders and other waterfowl hunters may be mailed a special hunting report. This report must be completed and mailed to the DNR. Your cooperation is appreciated.

Canada Goose Permit Validation

Early September Season, Exterior and Horicon Zones

When a Canada goose is killed and before it is carried by hand or transported in any manner, the hunter who killed the goose must validate their Canada Goose Hunting Permit. Validation is accomplished by slitting or punching out the mark indicating the date of kill. Failure to follow validation procedure makes the possession of the goose illegal and can result in enforcement action.

Special Restrictions

Placement of decoys or shooting at waterfowl that are within 75 yards of the Horicon National Wildlife Refuge boundary is allowed, provided the hunter is at least 75 yards away from the refuge when shooting at any waterfowl.

Agricultural Damage Permits - Horicon Zone

Hunter Eligibility: you must possess a Horicon Zone Canada Goose Permit to receive additional Canada Goose Tags through the damage program.

How to Participate: contact the USDA Wildlife Services office in Waupun, WI at (920) 324-4454. A recording will explain if agricultural damage goose tags are available and how to obtain and use them.

2015 Youth Waterfowl Hunt (Sept. 19 & 20)

Who is eligible?

Only persons between the ages 10 - 15 may hunt waterfowl (i.e., ducks, geese, coots, moorhens and mergansers) during the youth waterfowl hunt. All hunters must be accompanied by an adult chaperone age 18 years or older. The adult may not accompany more than one youth hunter; except that an adult may accompany two youth hunters if at

least one of the youth hunters is at least age 12–15 and has completed a Hunter Education Safety Course. The mentor may not hunt ducks, coots, moorhens or mergansers, but may hunt geese if the goose season is open and he or she possesses a Canada Goose Permit appropriate for the zone and season being hunted. If the adult is serving as a mentor for youth ages 10 or 11 (or youth ages 12–15 who has not completed hunter education), the mentor and the youth being mentored may not jointly possess more than one firearm, bow or crossbow. See pages 4 & 5 for details.

What type of licenses are needed?

Harvest Information Program (HIP) registration is required (*see page 4*). All license and stamp requirements are waived for eligible youth waterfowl hunters, except the Canada Goose Hunting Permit.

Does this youth hunt include goose hunting?

Yes, this youth hunt includes goose hunting.

What Canada Goose Hunting Permits are needed?

This depends on which goose hunting season is open during the youth hunt. If this hunt occurs during the Statewide Early Canada Goose Season, (Sept. 1–15), an Early Canada Goose Hunting Permit is required; see *Early Canada Goose, Early Teal and Mourning Dove Hunting Regulations*. If it occurs on or after September 16, an Exterior Zone or Horicon Zone Canada Goose Hunting Permit—depending on what zone is being hunted—is required; see p. 18/19.

What other rules apply?

All other regulations including hunting hours, daily bag limits and Hunting Mentorship Program (*see page 4*) rules will apply.

Public or Private? How Do I Know if I'm Trespassing?

Navigability determines whether a waterway is public or private. Navigable lakes, rivers and streams are considered public waterways:

- a river or stream is navigable if it has a bed or bank and it is possible to float a canoe or other small craft on it at some time of the year, even if only during spring floods;
- since navigable waterways are open to the public, they may be used for fishing, hunting, boating, swimming or other recreational activities provided public access is available or you have permission of the landowner to cross their property to reach the waterway;

•once on a navigable waterway, you may walk, fish, hunt, swim or boat in any navigable lake, stream or impoundment as long as you remain in the water (i.e., your feet must remain wet);

•the public may only use the exposed shore area of a stream located below the ordinary high-water mark without the permission of the riparian land owner when it is necessary to exit the water to bypass an obstruction, and;

•it is not legal to enter uplands or exposed shore areas to hunt or retrieve game without permission of the landowner.

Falconry Seasons				
Species	Season Dates		Daily Bag	Poss. Limit
Rail, snipe, moorhen & woodcock	Sept. 1– Dec. 16		3*	9*
Ducks, mergansers & coots	All Zones	Sept. 19 & 20; Jan. 8–Feb. 21, 2016	3*	9*
	Southern Zone	Oct. 3–Oct. 11; Oct. 17–Dec. 6	3*	9*
	Mississippi Zone	Oct. 3–Oct. 9; Oct. 17–Dec. 8	3*	9*
	Northern Zone	Sept. 26–Nov. 24	3*	9*
Geese	Same as regular statewide season		*	*
<p>*The total daily bag limit for migratory game birds is 3, singly or in aggregate, to include not more than the legal limit for Canada geese (listed on page 19) in the zone in which you are hunting. The possession limit for migratory game birds is 3 times the daily bag limit. On opening day, the possession limit is the same as the daily bag limit. On the second day of the season, the possession limit is double the daily bag limit.</p>				

Health Advisory

The Wisconsin Department of Natural Resources has historically tested wildlife species to detect contaminants that include pesticides including (but not limited to): DDT, DDE, dieldrin, industrial chemicals including PCBs or dioxins and heavy metals, such as mercury, lead and cadmium.

Primarily, PCBs pose a health risks to human fetuses, infants and children by slowing growth and development. PCB exposure has also been linked to cancer in adults and other health problems. Health professionals recommend that you limit your exposure to PCBs in your diet as much as possible.

The state Division of Health has issued the following health advice to protect you from exposure to PCBs and mercury in waterfowl taken in the following areas:

Location	Health Advice
Lower Fox River from Lake Winnebago at Neenah and Menasha downstream, including Little Lake Butte des Morts, to the northeast city limits of Kaukauna Lower Fox River from the DePere Dam to the river's mouth at Green Bay and lower Green Bay south of a line from Point Sauble west to the west shore of Green Bay	Remove all skin and visible fat before cooking mallard ducks using these waters. Discard drippings or stuffing because they may retain fat that contains PCBs
Sheboygan River from Sheboygan Falls downstream to the river's mouth at Lake Michigan	No one should eat mallard ducks and Canada geese using this water
Sheboygan Harbor	No one should eat lesser scaup (bluebills) using this water
Milwaukee River from Highway 167 (Thiensville) upstream to Lime Kiln Dam at Grafton and Cedar Creek from the Milwaukee River up to Bridge Road in the Village of Cedarburg	No one should eat mallard ducks using this water
Milwaukee Harbor	No one should eat black ducks, mallards, scaup or ruddy ducks using this water
Waters in the City of Cedarburg	No one should eat Canada geese using these waters
Whitewater Lake and Rice Lake, Walworth county	Consumption of Canada geese should be limited to one meal per month

Note: the U.S. Food and Drug Administration standard for PCBs in poultry is 3 parts per million calculated on a fat basis.

Other Important Information

Viral Hemorrhagic Septicemia (VHS): to prevent the spread of the VHS, a viral disease that affects fish, water must be drained from all boats, boat trailers and equipment immediately after exiting the water and before leaving the bank or shore of all waters statewide.

Aquatic Invasive Species: help prevent the spread of aquatic invasive species by doing the following to your boat and equipment: 1. remove plants, animals and mud; 2. drain all water, and; 3. rinse with hot water or allow to dry for at least 5 days. Wisconsin law prohibits placing any vehicle, boat, boat trailer or other equipment in navigable waters if there are any aquatic plants or animals attached to the exterior. Immediately upon removing any vehicle, boat or equipment from any water and before transporting it on any public roadway, all attached aquatic animals and plants (except duck weed and wild rice) must be removed.

Boating: be sure you are properly equipped while hunting with the aid of a boat. Ask for a boating regulation pamphlet at your local DNR office or visit dnr.wi.gov keyword "boat" for more information.

Closed Areas and Refuges: all such areas on state land are posted with signs which describe the type of hunting or trapping restrictions. Hunters should routinely scout their hunting area for any special sign before going afield. Contacting the local conservation warden or wildlife biologist is also encouraged. Dead or crippled game may be retrieved from any closed area or refuge by hand either without a firearm, with an unloaded firearm which is enclosed in a proper carrying case or with the aid of a dog unless posted to prohibit public entry.

Bird Bands: if you obtain a bird band, please visit www.pwrc.usgs.gov/BBL/bblretrv to report the date and location of recovery and receive information on your banded bird. If you are unable to report the band online, you may call 1-800-327-BAND or write the band number on a 3" x 5" postcard along with the date and location of recovery, your name and address and mail the card to:

Bird Banding Laboratory
12100 Beech Forest Rd.
Laurel, Maryland 20708

Laws and Rules: this summary of regulations is designed as a service to hunters and is not intended to be a complete digest of all hunting regulations. For specific details, contact the DNR call center 1 (888) WDNRINF0 (1-888-936-7463). Federal regulations relating to migratory game birds are located in Title 50, Code of Federal Regulations, Part 20. Contact local police for local ordinances restricting firearm discharge.

Hunting Hours

The Northern and Southern Areas used for hunting hours are not the same as the Northern and Southern Waterfowl Hunting Zones.

- Hunting hours for all migratory game birds are $\frac{1}{2}$ hour before sunrise to sunset. See hours tables on pages 30 & 31. Special shooting hours apply for the Early Teal Season, see page 16 for details.
- Hunting hour zones are established for hunting migratory game birds as shown on the zone map. Actual hunting hours for Zone A are shown on pages 30 & 31.
- To establish the opening and closing times in another zone, first determine if you are hunting in the Northern or Southern Area. Then add the minutes shown for the zone in which you are hunting to the open and closing times listed in the Northern or Southern Area hunting hours table, which ever is applicable for your hunting location.

Note: some state wildlife areas, such as the Mead Wildlife Area and the Zeloski Unit of the Lake Mills Wildlife Area, have special waterfowl hunting closed days, shooting hours or refuge areas. For property specific information please visit: dnr.wi.gov/topic/lands/wildlifeareas/.

Prevent the Spread of Phragmites!



Image by Miranda Waugh

Phragmites, also known as common reed grass, is an invasive plant that negatively impacts wetlands, lake shores and river banks by displacing native vegetation that wildlife use for habitat and food. If using phragmites as part of a duck blind, ensure that flower or seed heads and root systems are removed and disposed of in the trash to avoid spreading this

invasive plant. Transporting any viable part of the plant, such as roots and seeds, for use in constructing a waterfowl blind is illegal and has a penalty of up to \$5,000 and nine months in jail.

Identification Keys

- dense stand of grass 6-13 ft. tall;
- lance-like leaves are 10-20 in. long and up to one inch wide;
- flower heads are 7-15 in. and light brown to purple in color, and;
- flower and seed heads appear between July and September and persist through the winter.

Hunting Hours Area Map

Zone F
+ 20 min.

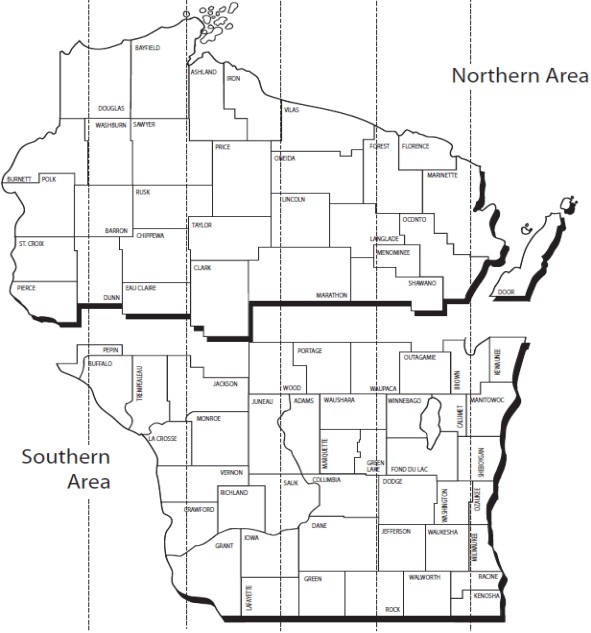
Zone E
+ 16 min.

Zone D
+ 12 min.

Zone C
+ 8 min.

Zone B
+ 4 min.

Zone A
in table



2015 Northern Area Waterfowl Hunting Hours—Zone A

	Sept. 2015		Oct. 2015		Nov. 2015		Dec. 2015		Jan. 2016		
Date	A.M.	P.M.	A.M.	P.M.	A.M.	P.M.	A.M.	P.M.	A.M.	P.M.	Date
1	5:41	7:28	6:18	6:31	6:00	4:37	6:40	4:08	7:01	4:16	1
2	5:42	7:27	6:19	6:29	6:01	4:36	6:41	4:07	7:01	4:17	2
3	5:43	7:25	6:21	6:27	6:03	4:34	6:42	4:07	7:01	4:18	3
4	5:45	7:23	6:22	6:25	6:04	4:33	6:44	4:07	7:01	4:19	4
5	5:46	7:21	6:23	6:23	6:05	4:32	6:45	4:07	7:01	4:20	5
6	5:47	7:19	6:25	6:21	6:07	4:30	6:46	4:06	7:01	4:21	6
7	5:48	7:17	6:26	6:19	6:08	4:29	6:47	4:06	7:00	4:22	7
8	5:50	7:15	6:27	6:18	6:10	4:28	6:48	4:06	7:00	4:24	8
9	5:51	7:13	6:28	6:16	6:11	4:26	6:49	4:06	7:00	4:25	9
10	5:52	7:11	6:30	6:14	6:12	4:25	6:50	4:06	7:00	4:26	10
11	5:53	7:09	6:31	6:12	6:14	4:24	6:51	4:06	6:59	4:27	11
12	5:54	7:07	6:32	6:10	6:15	4:23	6:51	4:06	6:59	4:28	12
13	5:56	7:06	6:34	6:08	6:17	4:22	6:52	4:06	6:58	4:29	13
14	5:57	7:04	6:35	6:07	6:18	4:21	6:53	4:06	6:58	4:31	14
15	5:58	7:02	6:36	6:05	6:19	4:20	6:54	4:06	6:57	4:32	15
16	5:59	7:00	6:38	6:03	6:21	4:19	6:55	4:07	6:57	4:33	16
17	6:01	6:58	6:39	6:01	6:22	4:18	6:55	4:07	6:56	4:35	17
18	6:02	6:56	6:40	6:00	6:24	4:17	6:56	4:07	6:55	4:36	18
19	6:03	6:54	6:42	5:58	6:25	4:16	6:57	4:08	6:55	4:37	19
20	6:04	6:52	6:43	5:56	6:26	4:15	6:57	4:08	6:54	4:39	20
21	6:06	6:50	6:44	5:54	6:28	4:14	6:58	4:09	6:53	4:40	21
22	6:07	6:48	6:46	5:53	6:29	4:13	6:58	4:09	6:52	4:41	22
23	6:08	6:46	6:47	5:51	6:30	4:12	6:59	4:10	6:51	4:43	23
24	6:09	6:44	6:49	5:49	6:31	4:12	6:59	4:10	6:51	4:44	24
25	6:11	6:42	6:50	5:48	6:33	4:11	6:59	4:11	6:50	4:46	25
26	6:12	6:40	6:51	5:46	6:34	4:10	7:00	4:12	6:49	4:47	26
27	6:13	6:38	6:53	5:45	6:35	4:10	7:00	4:12	6:48	4:48	27
28	6:14	6:36	6:54	5:43	6:37	4:09	7:00	4:13	6:47	4:50	28
29	6:16	6:35	6:55	5:42	6:38	4:09	7:01	4:14	6:46	4:51	29
30	6:17	6:33	6:57	5:40	6:39	4:08	7:01	4:15	6:44	4:53	30
31	-	-	6:58	5:39	-	-	7:01	4:15	6:43	4:54	31

Waterfowl hunting hours begin at a half hour before sunrise and end at sunset each day. However, hunting hours for the early teal season begin at sunrise and end at 7 p.m. each day, except on opening day, when hunting hours begin at 9 a.m. See page 16 for details on the early teal season.

2015 Southern Area Waterfowl Hunting Hours—Zone A

	Sept. 2015		Oct. 2015		Nov. 2015		Dec. 2015		Jan. 2016		
Date	A.M.	P.M.	A.M.	P.M.	A.M.	P.M.	A.M.	P.M.	A.M.	P.M.	Date
1	5:44	7:27	6:18	6:32	5:57	4:42	6:34	4:15	6:55	4:24	1
2	5:45	7:25	6:19	6:30	5:58	4:41	6:36	4:15	6:55	4:25	2
3	5:46	7:23	6:21	6:29	5:59	4:39	6:37	4:14	6:55	4:26	3
4	5:48	7:22	6:22	6:27	6:00	4:38	6:38	4:14	6:55	4:27	4
5	5:49	7:20	6:23	6:25	6:02	4:37	6:39	4:14	6:55	4:28	5
6	5:50	7:18	6:24	6:23	6:03	4:35	6:40	4:14	6:55	4:29	6
7	5:51	7:16	6:25	6:22	6:04	4:34	6:41	4:14	6:54	4:30	7
8	5:52	7:14	6:26	6:20	6:06	4:33	6:42	4:14	6:54	4:31	8
9	5:53	7:13	6:28	6:18	6:07	4:32	6:43	4:14	6:54	4:32	9
10	5:54	7:11	6:29	6:16	6:08	4:31	6:43	4:14	6:54	4:33	10
11	5:55	7:09	6:30	6:15	6:10	4:30	6:44	4:14	6:53	4:34	11
12	5:57	7:07	6:31	6:13	6:11	4:29	6:45	4:14	6:53	4:35	12
13	5:58	7:05	6:32	6:11	6:12	4:28	6:46	4:14	6:53	4:37	13
14	5:59	7:03	6:34	6:09	6:14	4:27	6:47	4:14	6:52	4:38	14
15	6:00	7:02	6:35	6:08	6:15	4:26	6:48	4:14	6:52	4:39	15
16	6:01	7:00	6:36	6:06	6:16	4:25	6:48	4:15	6:51	4:40	16
17	6:02	6:58	6:37	6:05	6:18	4:24	6:49	4:15	6:51	4:42	17
18	6:03	6:56	6:39	6:03	6:19	4:23	6:50	4:15	6:50	4:43	18
19	6:04	6:54	6:40	6:01	6:20	4:22	6:50	4:16	6:49	4:44	19
20	6:06	6:52	6:41	6:00	6:21	4:21	6:51	4:16	6:49	4:45	20
21	6:07	6:51	6:42	5:58	6:23	4:21	6:51	4:17	6:48	4:47	21
22	6:08	6:49	6:44	5:57	6:24	4:20	6:52	4:17	6:47	4:48	22
23	6:09	6:47	6:45	5:55	6:25	4:19	6:52	4:18	6:47	4:49	23
24	6:10	6:45	6:46	5:53	6:26	4:19	6:53	4:18	6:46	4:51	24
25	6:11	6:43	6:47	5:52	6:28	4:18	6:53	4:19	6:45	4:52	25
26	6:12	6:41	6:49	5:50	6:29	4:17	6:53	4:19	6:44	4:53	26
27	6:14	6:40	6:50	5:49	6:30	4:17	6:54	4:20	6:43	4:55	27
28	6:15	6:38	6:51	5:48	6:31	4:16	6:54	4:21	6:42	4:56	28
29	6:16	6:36	6:53	5:46	6:32	4:16	6:54	4:22	6:41	4:57	29
30	6:17	6:34	6:54	5:45	6:33	4:15	6:54	4:22	6:40	4:59	30
31	-	-	6:55	5:43	-	-	6:55	4:23	6:39	5:00	31

Waterfowl hunting hours begin at a half hour before sunrise and end at sunset each day. However, hunting hours for the early teal season begin at sunrise and end at 7 p.m. each day, except on opening day, when hunting hours begin at 9 a.m. See page 16 for details on the early teal season.

Questions?

Contact the DNR Call Center

1 (888) WDNR INFO (1-888-936-7463) • local (608) 266-2621

TTY access via relay - 711

Staff are available 7 days a week from 7:00 a.m. until 10:00 p.m.

Hmong & Spanish speaking representatives are available.



dnr.wi.gov

Scan to call the DNR
call center

You've checked your gear

You've checked the regs

Now, get H.I.P.



Harvest Information Program registration

It's easy when you buy your license,

It's free, and it's the **LAW**

if you intend to hunt these species:

- | | |
|--|--|
| <input checked="" type="checkbox"/> Ducks and Geese | <input checked="" type="checkbox"/> Mourning Dove |
| <input checked="" type="checkbox"/> Sora and Virginia Rail | <input checked="" type="checkbox"/> Coot and Moorhen |
| <input checked="" type="checkbox"/> Snipe | <input checked="" type="checkbox"/> Mergansers |
| <input checked="" type="checkbox"/> Woodcock | |

The harvest information that you provide is used for no other reason than management of migratory game birds.

The content of this brochure was prepared by the Department of Natural Resources. Part of the printing cost was generously paid for by:

