

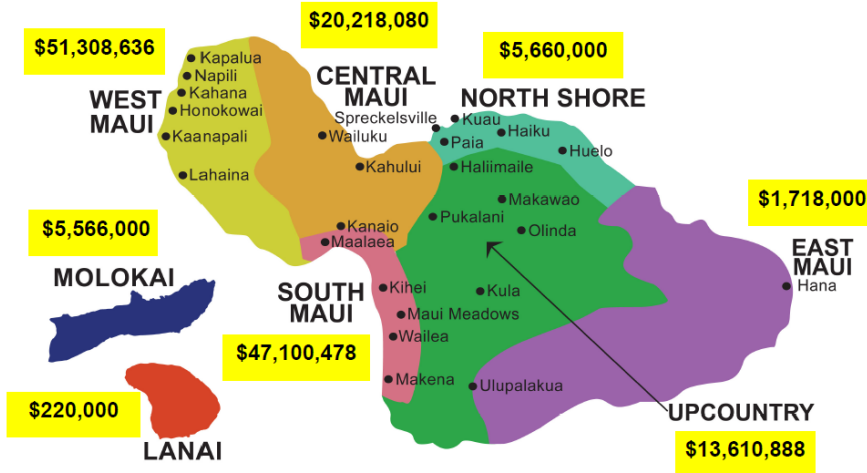


FNF'S MAUI RESIDENTIAL STATISTICS REPORT

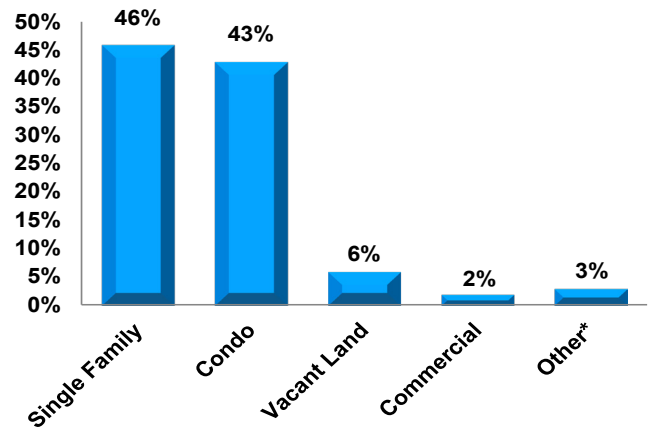
JUNE 2015

& Year to Date Maui Summary

JUNE 2015 BREAKDOWN
TOTAL DOLLAR VOLUME SOLD

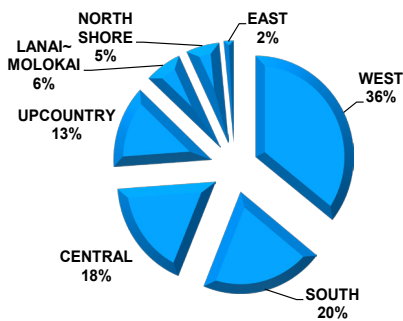


JUNE 2015 % BREAKDOWN
OF TYPE OF PROPERTIES SOLD



RESIDENTIAL

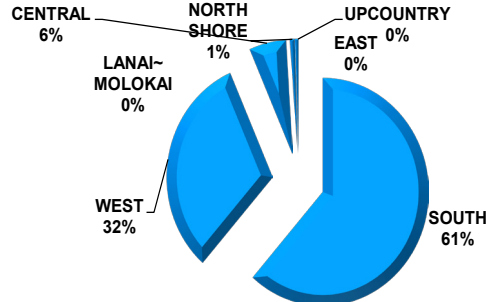
JUNE 2015 Total Dollar Volume Breakdown
By District



WEST	\$32,921,000
SOUTH	\$18,905,930
CENTRAL	\$16,302,480
UPCOUNTRY	\$12,026,888
LANAI~MOLOKAI	\$5,616,000
NORTH SHORE	\$4,985,000
EAST	\$1,408,000

CONDOMINIUM

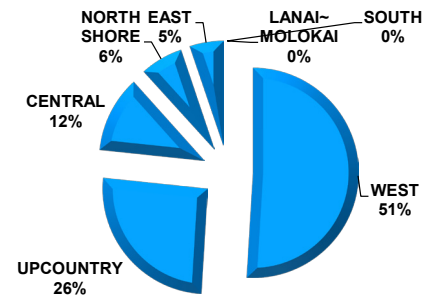
JUNE 2015 Total Dollar Volume Breakdown
By District



SOUTH	\$27,859,798
WEST	\$14,469,145
CENTRAL	\$2,530,600
NORTH SHORE	\$280,000
LANAI~MOLOKAI	\$170,000
EAST	\$0
UPCOUNTRY	\$0

VACANT LAND

JUNE 2015 Total Dollar Volume Breakdown
By District



WEST	\$3,065,750
UPCOUNTRY	\$1,545,000
CENTRAL	\$700,000
NORTH SHORE	\$395,000
EAST	\$310,000
SOUTH	\$0
LANAI~MOLOKAI	\$0

Scan this QR code to download a digital copy

Source: Realtors Association of Maui. For more detailed info go to RaMaui.com
Information deemed reliable but not guaranteed.



www.FidelityMaui.com

Mercy Palmer (808) 280.6726 Reta Chin-Chiarella (808) 268.6554



FIDELITY NATIONAL TITLE & ESCROW OF HAWAII



10 Experienced Officers | 2 Sales Executives | 239 Years of Combined Experience

Central 808-893-0556 | Upcountry 808-573-0110 | West Maui 808-661-4960 | South Maui 808-891-2404

Rose Bento | Mary Jo Cabral | Reta Chin-Chiarella | Shannon Cortez | Wendy Gomes | Vicki Kinkella | Noreen Koki | Kosei Nagata | Tori LaPolla | Kathryn Maloney | Mercy Palmer | Pam Teal



Total Dollar Volume

YTD 2015 vs 2014

2%

Total Number of Sales

YTD 2015 vs 2014

8%

2015 **\$446,947,117**

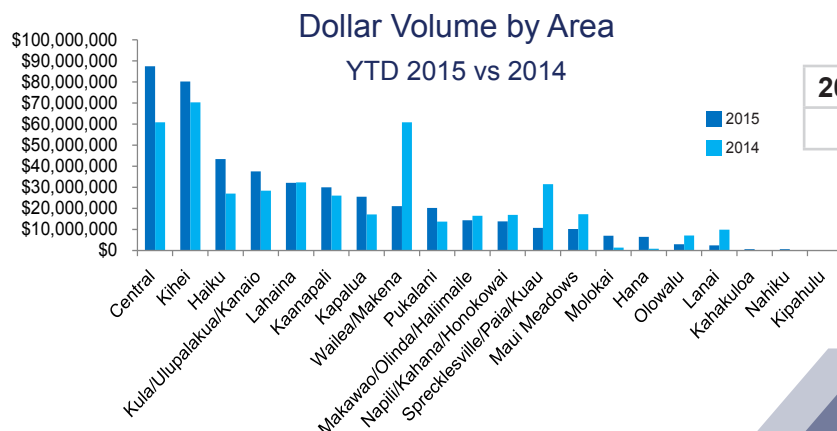
2014 **\$438,523,609**

2015 **495**

2014 **458**

	Number of Sales			Median Sales Price			Total Dollar Volume		
	2015	2014	%Change	2015	2014	%Change	2015	2014	%Change
CENTRAL									
Central	168	136	24%	\$507,095	\$423,480	20%	\$87,462,944	\$60,822,976	44%
Kahakuloa	1	0	N/A	\$656,000	\$0	N/A	\$656,000	\$0	N/A
EAST									
Hana	6	2	200%	\$704,000	\$459,000	53%	\$6,512,900	\$918,000	609%
Kipahulu	0	0	N/A	\$0	\$0	N/A	\$0	\$0	N/A
Nahiku	2	1	100%	\$316,250	\$233,000	36%	\$632,500	\$233,000	171%
NORTH SHORE									
Haiku	37	35	6%	\$745,000	\$645,000	16%	\$43,358,950	\$27,071,500	60%
Sprecks/Paia/Kuau	10	11	-9%	\$729,500	\$1,400,000	-48%	\$10,763,000	\$31,504,500	-66%
SOUTH									
Kihei	76	91	-16%	\$639,000	\$585,000	9%	\$80,170,204	\$70,317,474	14%
Maui Meadows	10	9	11%	\$912,500	\$1,050,000	-13%	\$10,263,888	\$17,290,300	-41%
Wailea / Makena	10	19	-47%	\$2,162,500	\$2,108,000	3%	\$21,050,000	\$60,818,000	-65%
UPCOUNTRY									
Kula/Ulu/Kanaio	42	31	35%	\$798,500	\$844,995	-6%	\$37,515,638	\$28,385,280	32%
Mak/Olinda/Hallimaile	22	28	-21%	\$480,000	\$543,125	-12%	\$14,381,359	\$16,522,500	-13%
Pukalani	29	21	38%	\$625,000	\$579,000	8%	\$20,169,000	\$13,753,059	47%
WEST									
Kaanapali	15	13	15%	\$1,875,000	\$1,800,000	4%	\$30,009,999	\$26,100,620	15%
Kapalua	8	5	60%	\$3,273,000	\$3,250,000	1%	\$25,565,000	\$17,097,000	50%
Lahaina	25	24	4%	\$725,000	\$1,076,250	-33%	\$32,174,830	\$32,317,500	0%
Napili/Kahana/Hon	15	16	-6%	\$985,000	\$699,000	41%	\$13,805,775	\$16,952,900	-19%
Olowalu	2	2	0%	\$1,482,500	\$3,562,500	-58%	\$2,965,000	\$7,125,000	-58%
LANAI - MOLOKAI									
Lanai	7	9	-22%	\$360,000	\$440,000	-18%	\$2,454,000	\$9,945,000	-75%
Molokai	10	5	100%	\$412,500	\$240,000	72%	\$7,036,130	\$1,349,000	422%
MAUI SUMMARY	495	458	8%	\$600,000	\$572,000	5%	\$446,947,117	\$438,523,609	2%

Source: Realtors Association of Maui - www.RAMaui.com



2015 Median Sales Price*	2014 Median Sales Price*
\$600,000	\$572,000

5%

*The median price is the midway point of all the houses/units sold at market price (or sold amount) over a set period (monthly, yearly, quarterly, etc.).

www.FidelityMaui.com

Mercy Palmer (808) 280.6726 Reta Chin-Chiarella (808) 268.6554



Total Dollar Volume

YTD 2015 vs 2014

-3%

Total Number of Sales

YTD 2015 vs 2014

-7%

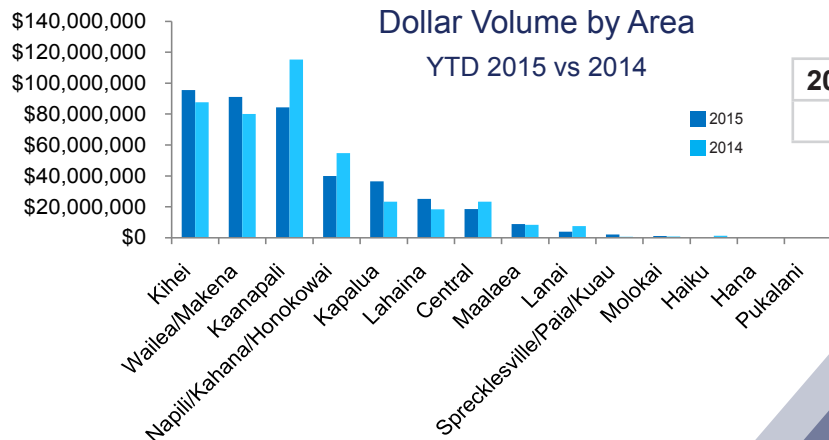
2015 **\$407,090,380**

2015 **614**

2014 **\$421,052,811**

2014 **657**

	Number of Sales			Median Sales Price			Total Dollar Volume		
	2015	2014	%Change	2015	2014	%Change	2015	2014	%Change
CENTRAL									
Central	58	81	-28%	\$308,750	\$276,000	12%	\$18,472,250	\$23,346,500	-21%
EAST									
Hana	0	0	N/A	\$0	\$0	N/A	\$0	\$0	N/A
NORTH SHORE									
Haiku	0	2	-100%	\$0	\$599,900	-100%	\$0	\$1,199,800	-100%
Sprecks/Paia/Kuau	2	2	0%	\$1,014,250	\$274,500	269%	\$2,028,500	\$549,000	269%
SOUTH									
Kihei	229	222	3%	\$344,995	\$317,500	9%	\$95,531,696	\$87,566,015	9%
Maalaea	23	18	28%	\$350,000	\$420,000	-17%	\$8,885,500	\$8,300,000	7%
Wailea/Makena	63	52	21%	\$1,050,000	\$1,006,250	4%	\$91,142,629	\$80,143,274	14%
UPCOUNTRY									
Pukalani	0	0	N/A	\$0	\$0	N/A	\$0	\$0	N/A
WEST									
Kaanapali	61	97	-37%	\$1,175,000	\$824,900	42%	\$84,399,600	\$115,219,025	-27%
Kapalua	20	16	25%	\$909,000	\$1,087,000	-16%	\$36,529,000	\$23,250,499	57%
Lahaina	56	33	70%	\$432,500	\$420,000	3%	\$25,090,905	\$18,370,500	37%
Napili/Kahana/Honokowai	88	124	-29%	\$405,000	\$375,000	8%	\$39,986,800	\$54,668,208	-27%
LANAI - MOLOKAI									
Lanai	3	4	-25%	\$1,800,000	\$1,725,000	4%	\$3,924,000	\$7,575,000	-48%
Molokai	11	6	83%	\$96,000	\$134,995	-29%	\$1,099,500	\$864,990	27%
MAUI SUMMARY	614	657	-7%	\$420,000	\$423,500	-1%	\$407,090,380	\$421,052,811	-3%



Source: Realtors Association of Maui - www.RAMaui.com

2015 Median Sales Price*	2014 Median Sales Price*
\$420,000	\$423,500

-1%

*The median price is the midway point of all the houses/units sold at market price (or sold amount) over a set period (monthly, yearly, quarterly, etc.).

www.FidelityMaui.com

Mercy Palmer (808) 280.6726 Reta Chin-Chiarella (808) 268.6554



Total Dollar Volume

YTD 2015 vs 2014

-20%

2015 **\$49,411,241**

2014 **\$61,659,475**

Total Number of Sales

YTD 2015 vs 2014

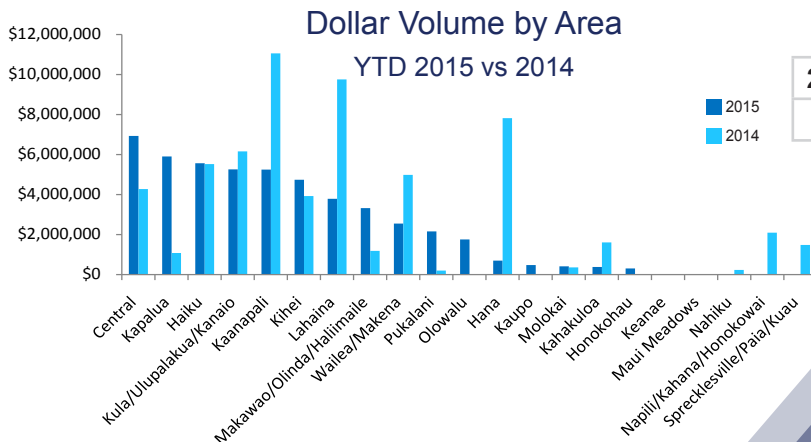
-19%

2015 **79**

2014 **97**

	Number of Sales			Median Sales Price			Total Dollar Volume		
	2015	2014	%Change	2015	2014	%Change	2015	2014	%Change
CENTRAL									
Central	14	11	27%	\$315,000	\$275,000	15%	\$6,928,741	\$4,272,000	62%
Kahakuloa	1	1	0%	\$377,000	\$1,600,000	-76%	\$377,000	\$1,600,000	-76%
EAST									
Hana	2	8	-75%	\$345,000	\$412,500	-16%	\$690,000	\$7,812,699	-91%
Kaupo	1	0	N/A	\$468,000	\$0	N/A	\$468,000	\$0	N/A
Kearae	0	0	N/A	\$0	\$0	N/A	\$0	\$0	N/A
Nahiku	0	1	-100%	\$0	\$227,500	-100%	\$0	\$227,500	-100%
NORTH SHORE									
Haiku	9	8	13%	\$545,000	\$460,000	18%	\$5,565,000	\$5,523,000	1%
Sprecks/Paia/Kuau	0	2	-100%	\$0	\$737,500	-100%	\$0	\$1,475,000	-100%
SOUTH									
Kihei	10	10	0%	\$507,500	\$320,000	59%	\$4,732,500	\$3,924,000	21%
Maui Meadows	0	0	N/A	\$0	\$0	N/A	\$0	\$0	N/A
Wailea / Makena	3	4	-25%	\$700,000	\$1,355,000	-48%	\$2,550,000	\$4,975,000	-49%
UPCOUNTRY									
Kula/Ulu/Kanaio	10	11	-9%	\$525,000	\$675,000	-22%	\$5,256,250	\$6,148,500	-15%
Mak/Olinda/Hallimaile	4	4	0%	\$300,000	\$288,750	4%	\$3,315,000	\$1,177,500	182%
Pukalani	2	1	100%	\$1,075,000	\$200,000	438%	\$2,150,000	\$200,000	975%
WEST									
Honokohau	1	0	N/A	\$300,000	\$0	N/A	\$300,000	\$0	N/A
Kaanapali	9	18	-50%	\$585,000	\$576,933	1%	\$5,239,750	\$11,049,276	-53%
Kapalua	2	1	100%	\$2,950,000	\$1,075,000	174%	\$5,900,000	\$1,075,000	449%
Lahaina	5	10	-50%	\$620,000	\$707,500	-12%	\$3,785,000	\$9,754,000	-61%
Napili/Kahana/Hon	0	3	-100%	\$0	\$725,000	-100%	\$0	\$2,088,000	-100%
Olowalu	2	0	N/A	\$875,000	\$0	N/A	\$1,750,000	\$0	N/A
LANAI - MOLOKAI									
Molokai	4	4	0%	\$115,000	\$91,500	26%	\$404,000	\$358,000	13%
MAUI SUMMARY	79	97	-19%	\$490,000	\$515,000	-5%	\$49,411,241	\$61,659,475	-20%

Source: Realtors Association of Maui - www.RAMaui.com



2015 Median Sales Price*	2014 Median Sales Price*
\$490,000	\$515,000

-5%

*The median price is the midway point of all the houses/units sold at market price (or sold amount) over a set period (monthly, yearly, quarterly, etc.).

www.FidelityMaui.com

Mercy Palmer (808) 280.6726 Reta Chin-Chiarella (808) 268.6554