




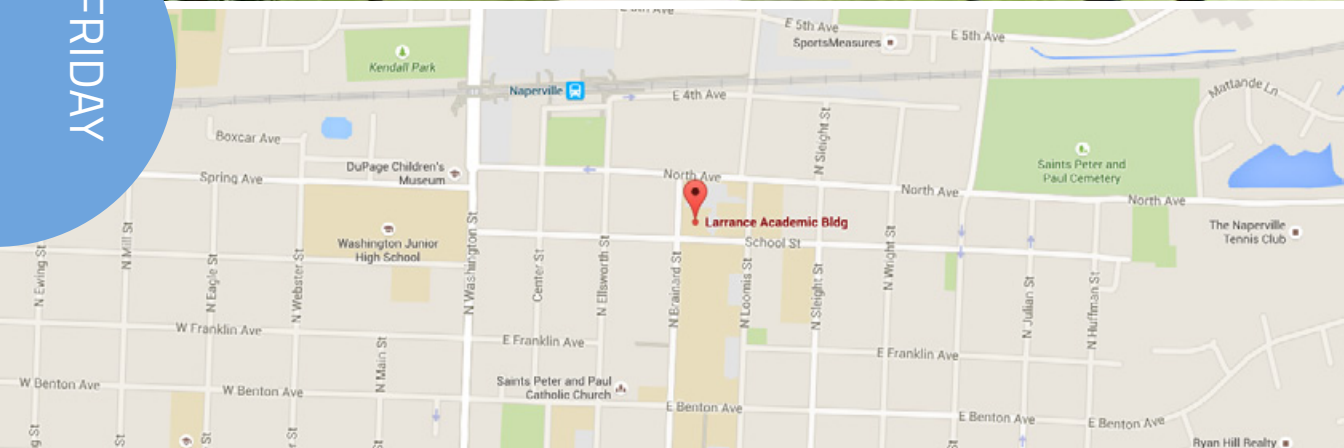
You are invited



Friday, July 31 | Larrance Academic Center, North Central College



FRIDAY



Small kiln – Big Ideas


Gloria Badiner

[Register AM](#)

[Register PM](#)

You do not need a large kiln to execute well designed large works of art! In this class you will learn how to create stunning designs, intricate patterns and interconnecting shapes even when you are limited on kiln space.

Students will make four tile sized pieces to create an 8 X 8 or 4 X 16 fused glass sample. Gloria will cover mounting and installation of your glass as well as sharing her extensive slide collection of installed works to help your creativity exponentially multiply.



Which Material is Right for the Job?

Robin Kittleson


[Register AM](#)

[Register PM](#)



When do you use frit, enamel or manufactured glass paint? Students will make samples (to be fired at home) using each material, discuss the pros/cons of each and the technical details of each medium.

8:30	Small kiln – Big Ideas Gloria Badiner 8:30 – 11:30	Which Material is Right for the Job? Robin Kittleson 8:30 – 11:30	Living Large! Dan Neil Barnes 8:30 – 11:30	NEW! Vitrigel Glass Medium -Tips, Tricks and Techniques Michael Dupille 8:30 – 11:30	Mad Craft Skills: Etching 101 – Six Plus Ways To Customize Dichroic Glass Carmen Flores Tanis 8:30 – 11:30
9:00					
9:30					
10:00					
10:30					
11:00					
11:30	LUNCH AND LEARN 11:35 – 12:45				
12:00					
12:30					
1:00					
1:30	Small kiln – Big Ideas Gloria Badiner 1:30 – 4:30	Which Material is Right for the Job? Robin Kittleson 1:30 – 4:30	Living Large! Dan Neil Barnes 1:30 – 4:30	NEW! Vitrigel Glass Medium -Tips, Tricks and Techniques Michael Dupille 1:30 – 4:30	Mad Craft Skills: Etching 101 – Six Plus Ways To Customize Dichroic Glass Carmen Flores Tanis 1:30 – 4:30
2:00					
2:30					
3:00					
3:30					
4:00					



Living Large!

Dan Neil Barnes

[Register AM](#)

[Register PM](#)

Dan Neil Barnes creates beautiful stained glass sculptures using copper foil – some that have been made as large as 7'x5'! Some of his artwork rests on pedestals while others may hang from the ceiling using stainless steel cables.

In this class you will learn the challenges of creating of a base mold, discern a strategy in choosing shapes and sizes of individual glass pieces, what techniques to use for adding strength to the structure, and the materials used in engineering to make the work stable.

NEW! Vitrigel Glass Medium -Tips, Tricks and Techniques

Michael Dupille

Register AM

Register PM

Pioneer fuser Michael Dupille has developed the latest rendition in glass mediums. Vitrigel is an easy to use organic material that mixes with water to form a gel like consistency. When you add powdered glass frit the design possibilities are endless! Create parts, textures, lines (and even Michael's unique 'frit sandwich') or use a palette knife for wonderful kiln formed effects. Vitrigel allows transparent powder glass to retain its transparency after firing and eliminates burnout so that bright colors remain bright. Students will explore a variety of processes utilizing this unique material and take a piece home for future firing. Total fun!



Mad Craft Skills: Etching 101 – Six Plus Ways To Customize Dichroic Glass

Carmen Flores Tanis

Register AM

Register PM

In this three hour class, students will try over a half dozen different ways of applying etching cream and resists to dichroic glass and mirror including direct application, rubber stamping, vinyl cutting and screen printing. Carmen will also demonstrate a new way to etch unique artwork onto dichroic glass using a laser printer and printable resist film.

LUNCH AND LEARN

Free lunch provided to all attendees.

Creating a Successful Business in Challenging Times

Paul Tarlow owner of Helios Glass

Thrive, Survive, or Dive: The Business of Retail Glass Craft in 2015

Business people love to brag that they “work smart, not hard.” Anyone who has ever owned a glass craft retail business knows that you have to do both to succeed. Some days, even that seems insufficient.

Karen and Paul Tarlow own and operate Helios Fused Glass Studio, a retail and teaching resource center for glass artists and enthusiasts that opened in Austin, Texas in 2007, just as the global economy was beginning to fall apart. In 2015, Helios celebrated its 8th birthday in a new location that is more than twice the size of the original studio.

In this talk, Paul will share his views on why he thinks Helios, now an internationally renowned teaching studio, not only survived - but thrived - when other studios were forced to close.



Saturday, August 1 | Wentz Concert Hall



SATURDAY

7:30		Design and Composition Roger Thomas 7:30 - 10:30	
8:00			How to Curse Less by Understanding and Avoiding Kiln Paul Tarlow 8 - 11:00
8:30			
9:00			
9:30	Vendor Hall 9:30 - 1:30pm		
10:00			
10:30			
11:00			
11:30			
12:00			
12:30		Lunch	
1:00			Lunch
1:30			How to Curse Less by Understanding and Avoiding Kiln Paul Tarlow 1:30 - 4:30
2:00			
2:30			
3:00			
3:30			
4:00			
4:30	Elite Customer Shopping 4:30 - 6:30 <i>by invitation only</i>		
5:00			
5:30			
6:00			
6:30			

Design and Composition

Roger Thomas

Register AM

Register PM

One of our most requested classes! Using pre fired components Roger Thomas will take you through multiple hands on design and composition exercises to take your skills to the next level. Students will learn some of Roger's secrets to creating color and texture by simply using frit and varying kilnforming techniques.



How to Curse Less by Understanding and Avoiding Kiln Disasters

Paul Tarlow

Register AM

Register PM

Since opening Helios Fused Glass Studio in 2007, Paul has fired over 25,000 square feet of kiln shelves - all loaded with projects completed by hundreds of different people. When you fire that much glass, you learn a lot about what can go wrong. You also learn how to prevent it.

In this workshop, Paul will take you start-to-finish through the process of diagnosing kiln disasters, following best practices for firing glass, and recognizing and mitigating risk for difficult-to-fire projects.

ABOUT PAUL

Paul began working with glass shortly after the millennium bug failed to cause global apocalypse. Perhaps this second chance was the kick he needed to look beyond corporate PowerPoint slides and profits for personal fulfillment.

In 2008, he abandoned his high-tech career (and high-paying) job at Dell to join his wife Karen full-time at Helios Fused Glass Studio, their highly regarded teaching facility in Austin where he makes his artwork, develops new fusing techniques and classes, and is full-time kilnformed glass instructor.



SUNDAY

Sunday, August 2 | Ed Hoy's Warehouse

Talk directly with the manufacturers and experience all of their new and unique items.

- Exclusive glass made especially for Ed Hoy's
- One of a Kind Limited quantity Dichroic glass
- LOTS of Regular Special stock glass at discounted prices

7:30am

Registration begins

8:00am

Warehouse Doors Open

Kiln Buy Back Evaluations Begin

Ed Hoy's has brought together Evenheat, Skutt and Paragon representatives so that you can get all of your kiln questions answered! Attend 1 or all 3 consecutive 30 min. sessions to better understand and maintain your kilns.

Covington cold working demos begin

Glaster Sandblasting demos begin

10:00am

Kiln Buy Back Evaluation Results Ready

10:30am

Breakfast served

11:00, 12:00, 1:00

Guided tour of the Ed Hoy concept store

Must register to attend any of the day's events.

[Register](#)

Tour the NEW Ed Hoy concept store!

Join us for a guided tour of our store and learn the strategies we will be implementing moving forward.

Tours will be at 11:00, 12:00, and 1:00



FAQ'S

CUSTOMER
WEEKEND

****Some procedures have
been altered this year.***
PLEASE take the time to
read this thoroughly.*

REGISTRATION & LOAD TIMES

Registration is OPEN. Please include your preferred load time; if you will take glass loose or crated; and include your cell phone number so that we may reach you during the event as needed.

Class space is limited so don't delay.

Loading is available:

Sunday 10am – 5pm

Monday 8am – 4pm

Supply only loads:

Sunday 10am – 4pm

Monday 8am – 4pm

Load times will be confirmed via email by July 28th and are filled on a **first come first serve basis**.

Load times will be posted at the Check Out desk in the warehouse. Progress will be updated throughout the event.

PRE- ORDERS

NEW only one invoice per business will be allowed.

The Pre Sale flier will be emailed July 10th. All preorders are due July 24th.

Please place 2 orders – 1 glass and 1 supply for optimum accuracy.

****REMINDER**** Events are the perfect time to pick up HAZMAT items, as well as heavy items such as lead, solder and kilns!

ATTIRE

NO sleeveless shirts, shorts, or sandals please. Closed toe shoes and long pants are required to enter the warehouse. Please dress appropriately — these guidelines will be enforced.

CLEVE'S CORNER AND DICHROIC GLASS PURCHASES

Feel free to take all items purchased from Cleve's Corner or the Dichroic glass area to your car after they are written up at the appropriate checkout tables.

If we are shipping your purchases we will gladly label them and connect them with your other items.


*** We cannot be responsible for items left in these areas.

PICKING GLASS

To ensure that your glass is not damaged, please load glass on your cart as shown below.

Once complete, please bring your glass cart to the cart checkout area to be written up.

Please have all shopping completed 30min. before your load time so that we may properly prepare it for travel.



SUPPLY SHOPPING

Unfortunately, we cannot let you travel through the supply portion of our warehouse during events. Shopping beyond the Accessory Glass aisles is prohibited.

HOW DO I CHECK OUT?

- **NEW!** Every attempt is made to load our customers at the time requested during registration. Because these slots fill very quickly, if you have not reserved a load time, we cannot guarantee you will get loaded that same day.
- Bank Card or check payment will be taken after your order is reviewed.
- Net Customers will be billed as usual, but the order must be reviewed for accuracy before leaving the warehouse.
- **NEW!** All attendees will be alerted via TEXT when it is time to begin the checkout process..



Let the fun
continue! Click here
to see our Monday
Classes.

MONDAY