

Location: DADE COUNTY

Property Types: All Res. Proptypes - All Properties - All Properties

Price Range: \$0 - No Limit

SQFT Range: 0 - No Limit

Bedrooms: 0 - No Limit

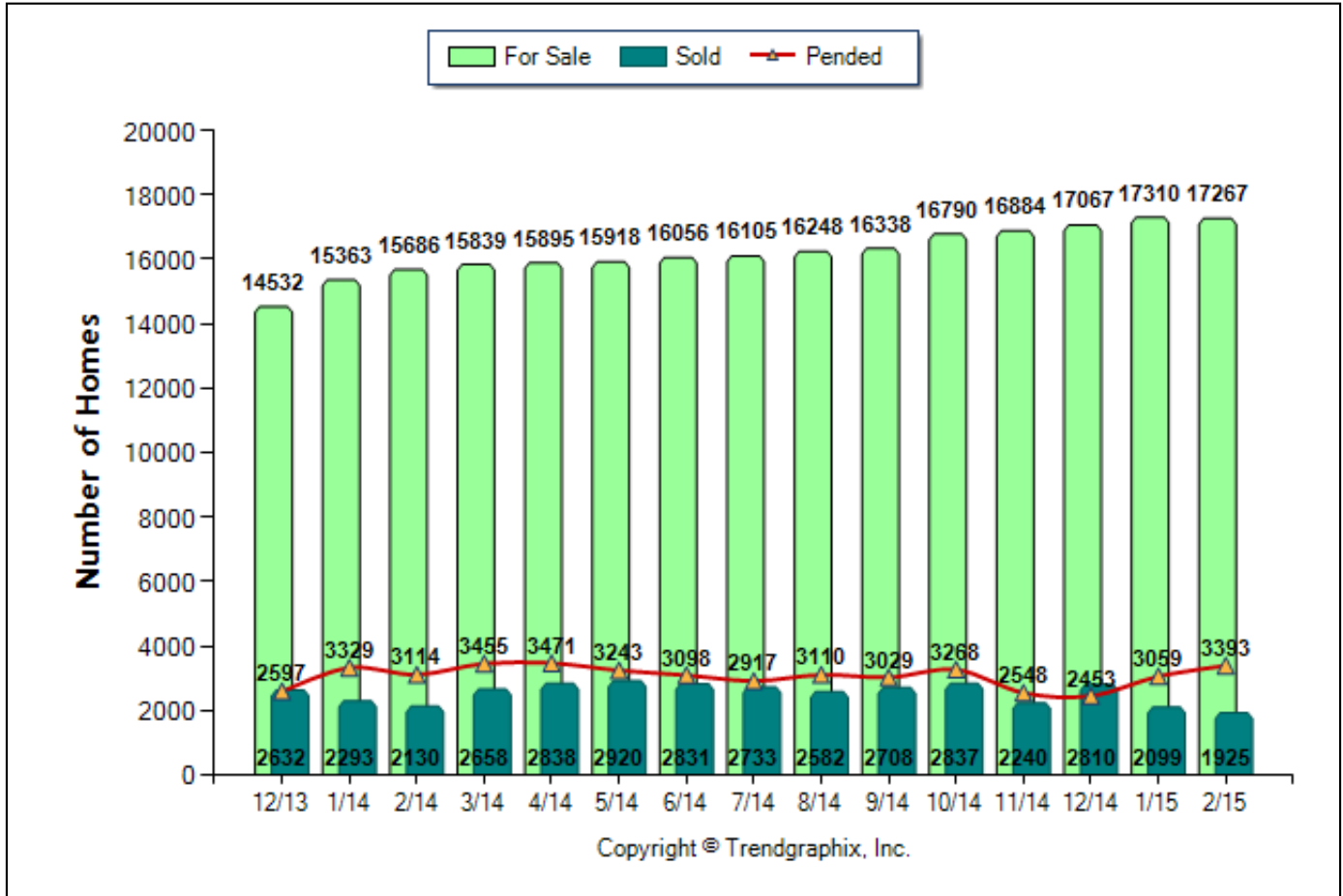
Full Baths: 0 - No Limit

Half Baths: 0 - No Limit

Year Built: 0 - No Limit

Number of Homes For Sale vs. Sold vs. Pended (Dec. 2013 - Feb. 2015)

Prepared for you by: Hiro Sumida



	Curnt vs. Prev Month			Curnt vs. Same Month 1 Yr Ago			Curnt vs. Same Qtr 1 Yr Ago		
	Feb. 15	Jan. 15	% Change	Feb. 15	Feb. 14	% Change	Dec. 14 to Feb. 15	Dec. 13 to Feb. 14	% Change
For Sale	17267	17310	-0.2% ▼	17267	15686	10.1% ▲	17215	15194	13.3% ▲
Sold	1925	2099	-8.3% ▼	1925	2130	-9.6% ▼	2278	2352	-3.1% ▼
Pended	3393	3059	10.9% ▲	3393	3114	9% ▲	2968	3013	-1.5% ▼

February 2015 is a Buyer's market**

Home For Sale in February 2015 is 17267 units. It is down **0.2%** compared to the last month and up **10.1%** compared to the last year.

Home Closed in February 2015 is 1925 units. It is down **8.3%** compared to the last month and down **9.6%** compared to the last year.

Home Placed under Contract in February 2015 is 3393 units. It is up **10.9%** compared to the last month and up **9%** compared to the last year.

**Buyer's market: more than 6 months of inventory based on closed sales. Seller's market: less than 3 months of inventory based on closed sales. Neutral market: 3 - 6 months of inventory based on closed sales.

All reports are published March 2015, based on data available at the end of February 2015. All reports presented are based on data supplied by the Mid-Florida MLS, Realtor Association of Miami, Greater Fort Lauderdale Realtors, Southeast Florida Multiple Listing Service (MLS), Realtor Association of The Palm Beaches, Jupiter, Tequesta, Hobe Sound Association of Realtors, St. Lucie Association of Realtors, Realtor Boards of Southwest Florida, Greater Fort Myers and The Beach AOR, Bonita Springs & Estero AOR, Suncoast MLS of PRO Biz, Inc. or their MLSs. Neither the Associations nor their MLSs guarantee or are in anyway responsible for its accuracy. Data maintained by the Associations or their MLS may not reflect all real estate activities in the market. Information deemed reliable but not guaranteed.

Location: DADE COUNTY

Property Types: All Res. Proptypes - All Properties - All Properties

Price Range: \$0 - No Limit

SQFT Range: 0 - No Limit

Bedrooms: 0 - No Limit

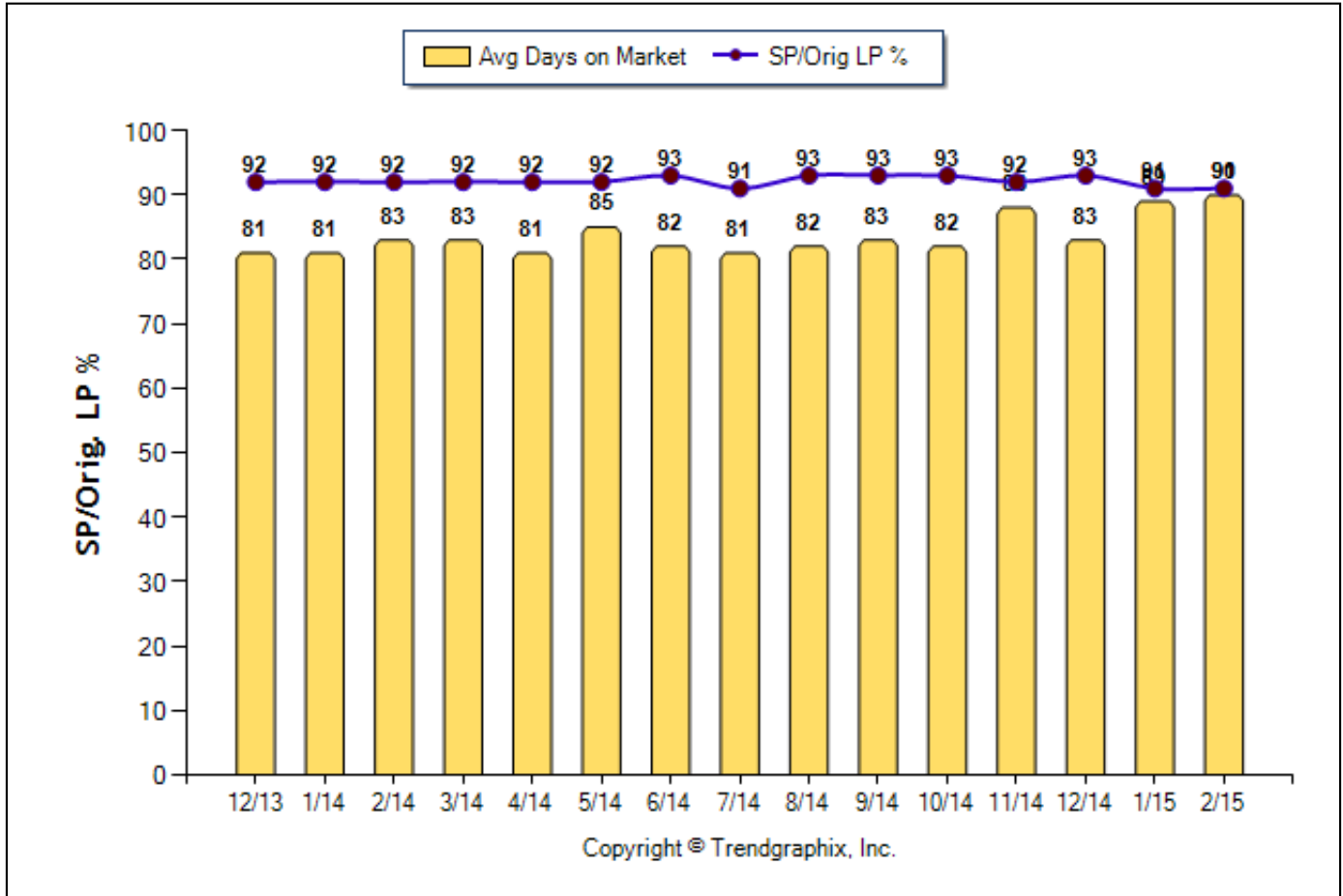
Full Baths: 0 - No Limit

Half Baths: 0 - No Limit

Year Built: 0 - No Limit

Avg Days On Market & SP/Orig LP % (Dec. 2013 - Feb. 2015)

Prepared for you by: Hiro Sumida



	Curnt vs. Prev Month			Curnt vs. Same Month 1 Yr Ago			Curnt vs. Same Qtr 1 Yr Ago		
	Feb. 15	Jan. 15	% Change	Feb. 15	Feb. 14	% Change	Dec. 14 to Feb. 15	Dec. 13 to Feb. 14	% Change
Days on Market	90	89	1.1% ▲	90	83	8.4% ▲	87	82	6.1% ▲
Sold/Orig LP Diff. %	91	91	0%	91	92	-1.1% ▼	92	92	0%

February 2015 Average Days on Market trend is Rising**

Average Days on Market in February 2015 is 90. It is up **1.1%** compared to the last month and up **8.4%** compared to the last year.

February 2015 Sold/Original List Price Ratio is Falling**

Sold/Original List Price % in February 2015 is 91%. It is the same as compared to the last month and down **1.1%** compared to the last year.

**Based on 6 month trend - Rising/Falling/Remains Steady.

All reports are published March 2015, based on data available at the end of February 2015. All reports presented are based on data supplied by the Mid-Florida MLS, Realtor Association of Miami, Greater Fort Lauderdale Realtors, Southeast Florida Multiple Listing Service (MLS), Realtor Association of The Palm Beaches, Jupiter, Tequesta, Hobe Sound Association of Realtors, St. Lucie Association of Realtors, Realtor Boards of Southwest Florida, Greater Fort Myers and The Beach AOR, Bonita Springs & Estero AOR, Suncoast MLS of PRO Biz, Inc. or their MLSs. Neither the Associations nor their MLSs guarantee or are in anyway responsible for its accuracy. Data maintained by the Associations or their MLS may not reflect all real estate activities in the market. Information deemed reliable but not guaranteed.

Location: DADE COUNTY

Property Types: All Res. Proptypes - All Properties - All Properties

Price Range: \$0 - No Limit

SQFT Range: 0 - No Limit

Bedrooms: 0 - No Limit

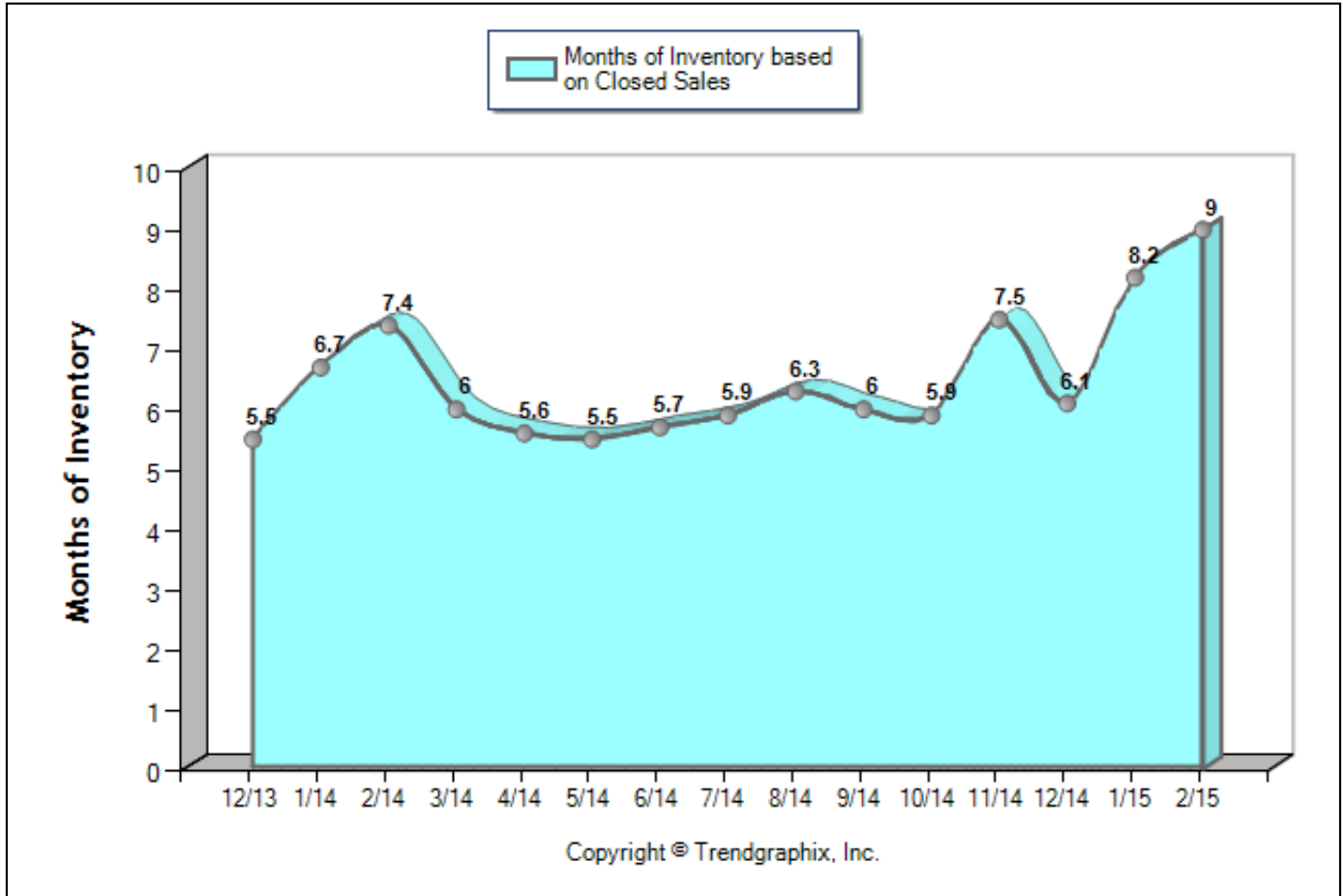
Full Baths: 0 - No Limit

Half Baths: 0 - No Limit

Year Built: 0 - No Limit

Months of Inventory Based on Closed Sales (Dec. 2013 - Feb. 2015)

Prepared for you by: Hiro Sumida



	Curnt vs. Prev Month			Curnt vs. Same Month 1 Yr Ago			Curnt vs. Same Qtr 1 Yr Ago		
	Feb. 15	Jan. 15	% Change	Feb. 15	Feb. 14	% Change	Dec. 14 to Feb. 15	Dec. 13 to Feb. 14	% Change
Months of Inventory (Closed Sales)	9	8.2	9.7% ▲	9	7.4	21.7% ▲	7.6	6.5	17% ▲

February 2015 is a Buyer's market**

Months of Inventory based on Closed Sales in February 2015 is 9. It is up **9.7%** compared to the last month and up **21.7%** compared to the last year.

**Buyer's market: more than 6 months of inventory based on closed sales. Seller's market: less than 3 months of inventory based on closed sales. Neutral market: 3 - 6 months of inventory based on closed sales.

All reports are published March 2015, based on data available at the end of February 2015. All reports presented are based on data supplied by the Mid-Florida MLS, Realtor Association of Miami, Greater Fort Lauderdale Realtors, Southeast Florida Multiple Listing Service (MLS), Realtor Association of The Palm Beaches, Jupiter, Tequesta, Hobe Sound Association of Realtors, St. Lucie Association of Realtors, Realtor Boards of Southwest Florida, Greater Fort Myers and The Beach AOR, Bonita Springs & Estero AOR, Suncoast MLS of PRO Biz, Inc. or their MLSs. Neither the Associations nor their MLSs guarantee or are in anyway responsible for its accuracy. Data maintained by the Associations or their MLS may not reflect all real estate activities in the market. Information deemed reliable but not guaranteed.