



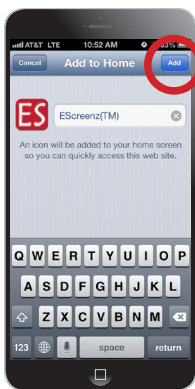
Step 1
Scan QR code or open
Safari browser and type
m.dr.escreenz.net




Step 2
Tap the share icon at the
bottom of the screen.



Step 3
Tap "Add to Home Screen"



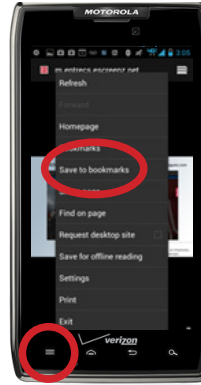
Step 4
Tap the word EScreenz, type
"DR Mobile" in its place and
tap "Add."



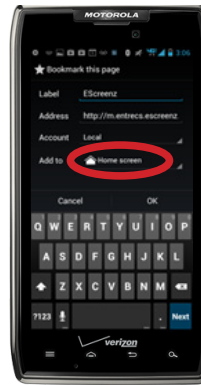
Step 5
Tap ES icon to access
DR Mobile anytime.



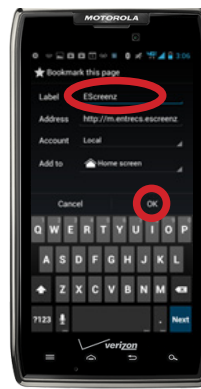
Step 1
Scan QR code or open
your browser and type
m.dr.escreenz.net



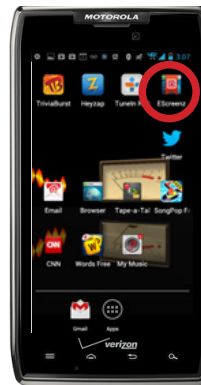
Step 2
Tap the menu icon and
select "Save to Bookmarks."
Depending on your device,
the menu icon may say
"menu" or look like this: ☰



Step 3
Under "Add to:" choose
"Home screen."



Step 4
Tap the word EScreenz, type
"DR Mobile" in its place. Tap
"Next," "Done," "OK." Steps
may differ depending on
your device.



Step 5
Tap ES icon to access
DR Mobile anytime.