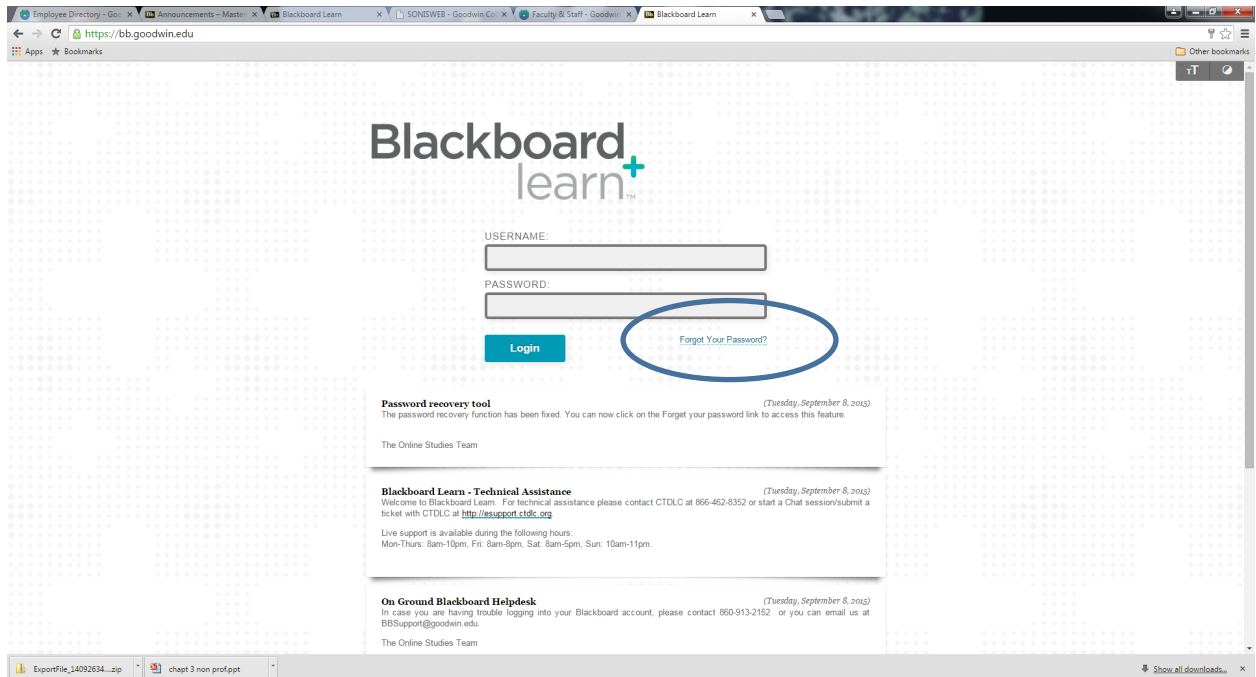


How to Reset Password

1. Click on the Forgot Your Password Link



2. Choose either Username or Email Address option to recover your password. Blackboard only requires you to pick one.

For Example:

First Name: Goodwin

Last Name: College

Username GC12344567

Lost Password - Blackboard Learn - Google Chrome
https://bb.goodwin.edu/webapps/blackboard/password

Lost Password

Choose an option to retrieve your password. Enter your information for one option only: Username Option or Email Address Option.

Cancel Submit

USERNAME OPTION

Enter your First Name, Last Name, and Username to change the password. An active email address must be associated with the account to change the password. An email will be sent with instructions to change the password. The current password will remain active until it is changed by following the instructions.

First Name

Last Name

Username

EMAIL ADDRESS OPTION

Enter your First Name, Last Name, and Email Address to change the password. An active email address must be associated with the account to change the password. An email will be sent with instructions to change the password. The current password will remain active until it is changed by following the instructions.

First Name

Last Name

Email

Click Submit to proceed. Click Cancel to go back.

Cancel Submit

3. Click Submit

Lost Password - Blackboard Learn - Google Chrome
https://bb.goodwin.edu/webapps/blackboard/password

Lost Password

Choose an option to retrieve your password. Enter your information for one option only: Username Option or Email Address Option.

Cancel Submit

USERNAME OPTION

Enter your First Name, Last Name, and Username to change the password. An active email address must be associated with the account to change the password. An email will be sent with instructions to change the password. The current password will remain active until it is changed by following the instructions.

First Name

Last Name

Username

EMAIL ADDRESS OPTION

Enter your First Name, Last Name, and Email Address to change the password. An active email address must be associated with the account to change the password. An email will be sent with instructions to change the password. The current password will remain active until it is changed by following the instructions.

First Name

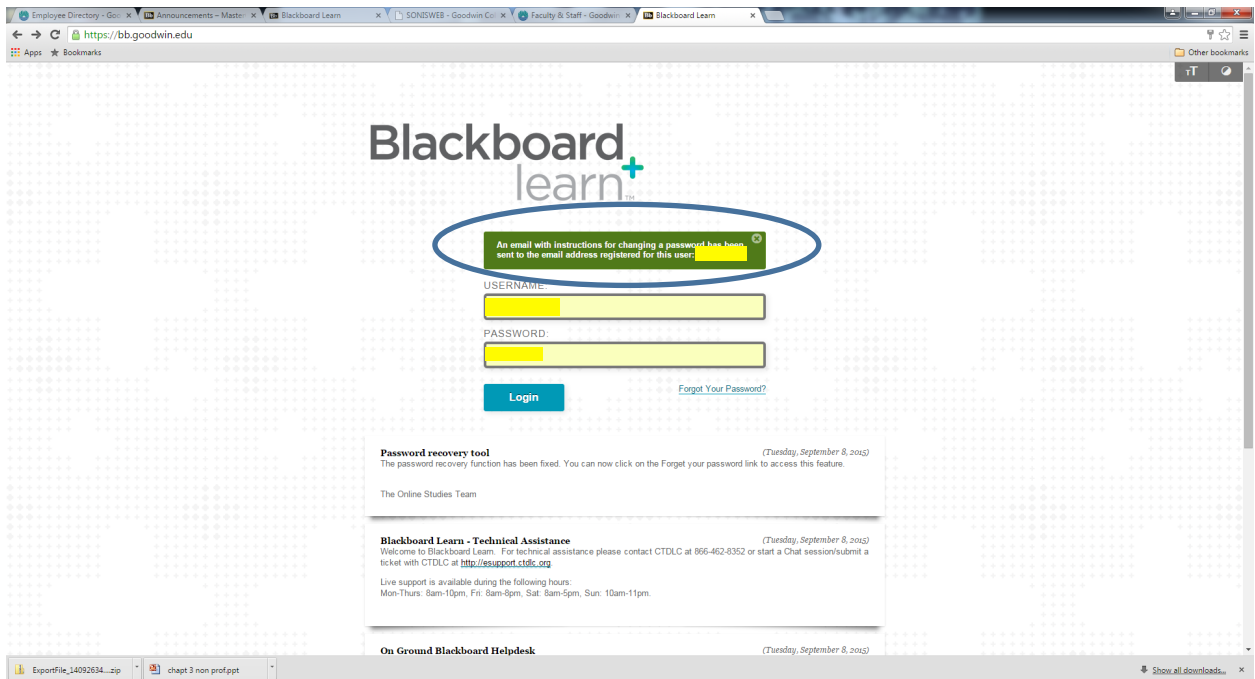
Last Name

Email

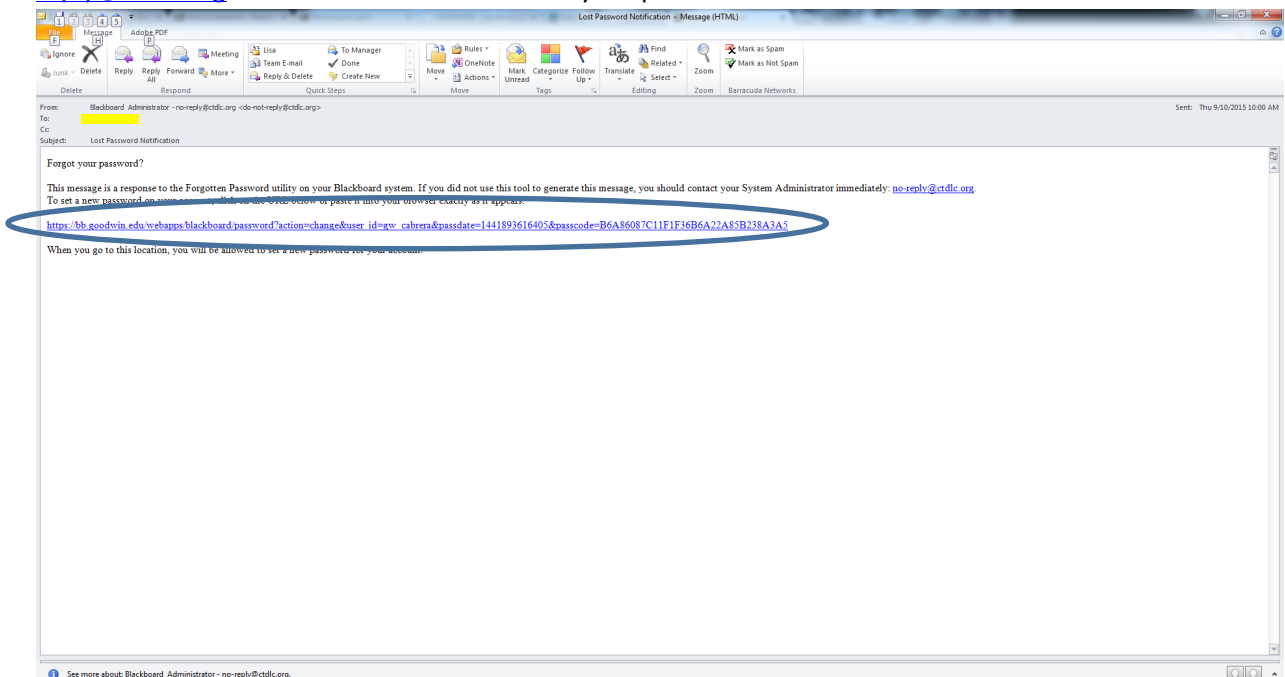
Click Submit to proceed. Click Cancel to go back.

Cancel Submit

4. You will be re-directed back to the login page and an email sent to your student\Faculty account.



5. Log into your email account and open the email from Blackboard Administrator – no-reply@ctdlc.org and click on the Link to reset your password.



6. Type your new password and click submit.

Change Password

Cancel Submit

CHANGE PASSWORD

Complete this form to change the password.

Password

Verify Password

Click Submit to proceed. Click Cancel to go back.

Cancel Submit

7. End