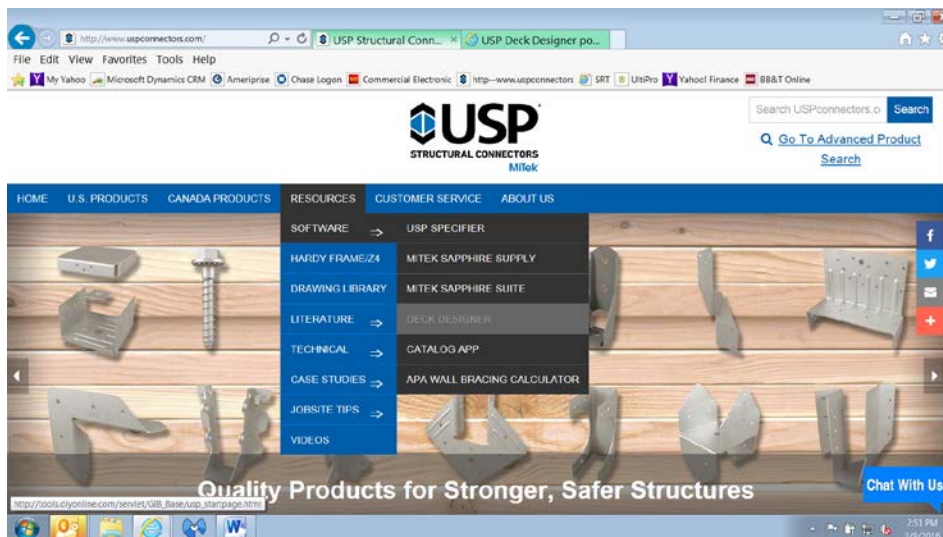


## USP Deck Designer Software – A Powerful Tool

The MBP USP Deck Designer software is a powerful tool that makes even the most complex deck designs easy. Deck Designer is a simple and easy to use menu driven system that can be used by anyone from the beginner homeowner to the professional deck builder. This tool is available for online use at <http://www.uspconnectors.com/> or as a standalone licensed version for loyal customers.

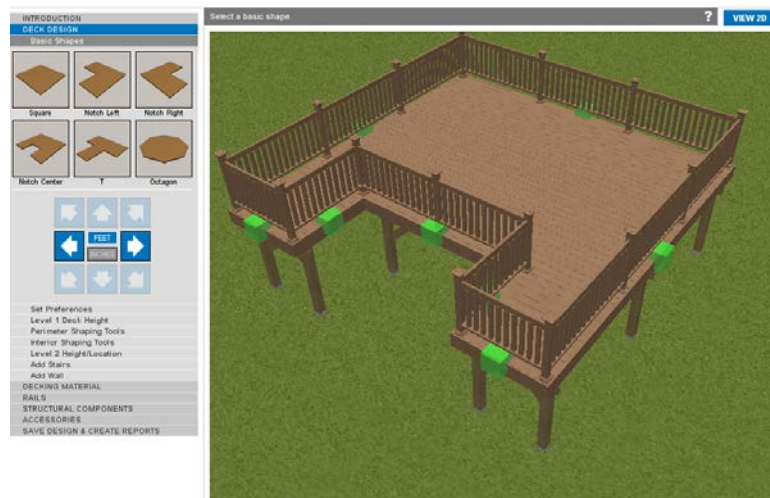


USP Deck Designer is a free online interactive program that will allow you to quickly and easily design deck projects of all sizes. It is easy to learn, easy to use and allows for customization of the deck design

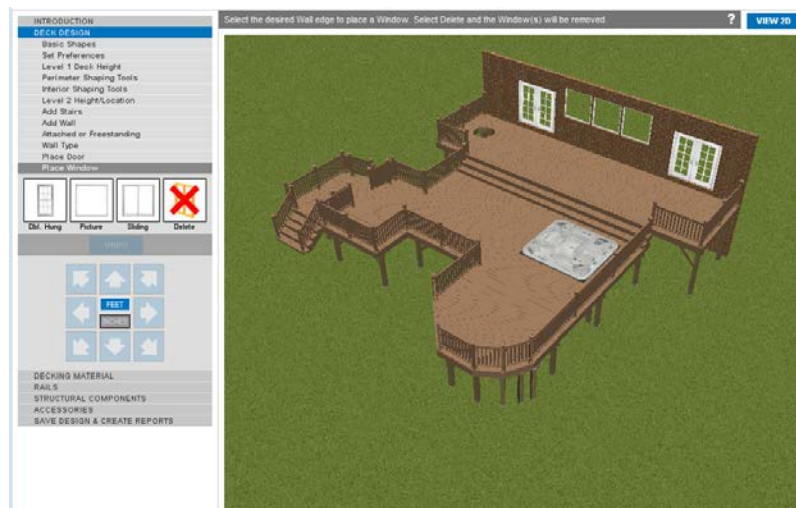
with easy to navigate menu options. Using just the mouse the 3 D perspective allows you to size shape rotate and zoom all in 3 D. Intuitive push out points allow for adjustment of any dimension. The left navigation menu is easily accessible and continually arranged in a typical order of the deck design projects.

The set preferences section allow you to set many aspects of the deck design. Here you can set preferences for footer depth, fastener types and other aspects that can be saved for this project or all future designs.

A short video is can be found on the website that demonstrates the many features. All you need is a mouse and your imagination.



The step by step process makes designing easy. Design flexibility is built in. Designs can be freestanding or attached. Loading can be changed to reflect the anticipated use of the deck including the addition of a spa. Begin by selecting a basic shape for the deck. Basic shapes include common deck configurations to get the project started. You can then adjust the sizes by using the arrows or by using the nudging tool.



Design in 2-D or 3-D. Toggle back and forth at will. The program then steps you through the options including adding stairs, landing, furniture, and even a spa.

The powerful 3-D function even allows you to look out from inside the house and see how the design looks from inside.

Easily change decking material, colors and patterns until you design the deck that is perfect for you. A photo of the actual house can also be imported and the 'deck design' attached.

Once the design is finalized a report can be generated that will provide a complete material list and cut list for the project. It also contains anything else needed from framing layouts and a 'permit page' with structural details for use when applying for a building permit to basic DIY installation directions.

Designs can be saved and emailed making it the perfect collaborative tool for working with the customer. The material list can be saved as a .csv file that will populate spreadsheets and other programs.

The USP Deck Designer makes it possible to become an 'expert' supplying the deck building segment. The creative abilities of the software expand the possibilities of what the home owner can have in their deck, plus the opportunity to significantly improve your sales.

For more on USP Deck Designer software [watch this video](#). Learn how to use Deck Designer 2.0 and partner with your customers to design the perfect deck. Visit our [website to register](#) and use our free online software.